COLORADO STATE BASKETBALL

2013-14 MEDIA GUIDE

Colorado State University

2013-14 PHOTO ROSTER

0 - AJ NEWTON
JR • G • 5-3 • San Jose, Calif.

1 - VICTORIA WELLS
JR • G/F • 5-10 • Los Angeles, Calif.

2 - STINE AUSTGULEN
FR • G • 5-11 • Bergen, Norway

3 - HAYLEY THOMPSON
SR • G • 6-1 • Denver, Colo.

4 - EMILIE HESSELDAL
SO • F • 6-1 • Aarhus, Denmark

5 - HANNE MESTDAGH
RS SO • G/F • 5-10 • Ieper, Belgium

10 - EMILY JOHNSON
SO • G • 5-11 • Georgetown, Texas

11 - GRITT RYDER
JR • G • 5-10 • Rungsted Kyst, Denmark

12 - SAM MARTIN
SR • F • 6-2 • Parker, Colo.

13 - ELLEN NYSTROM
FR • G • 5-11 • Lulea, Sweden

14 - GABBY FRYKBO
FR • G • 5-5 • Södertälje, Sweden

20 - KARA SPOTTON
JR • F • 6-2 • Fort Collins, Colo.

22 - ELIN GUSTAVSSON
FR • F • 6-3 • Angelholm, Sweden

24 - ALICIA NICHOLS
SR • F • 6-0 • Brush, Colo.

33 - CAITLIN DUFFY
SO • G • 5-11 • Rapid City, S.D.

RYUN WILLIAMS
Head Coach | Second Season

CHAD LAVIN
Assistant Coach | Second Season

TIM MOSER
Assistant Coach | Second Season

MANDY KOUPAL
Assistant Coach | Second Season

KIM MBADINGA
Dir. of Operations | Second Season

MEGAN MARDESEN
Video Coord. | Second Season

General Information

Location ..... Fort Collins, Colo.
Founded 1870
Enrollment 26,775
Nickname ..... Rams
Colors ..... Green and Gold
Elevation ..... 5,004 feet
Arena (Capacity) ..... Moby Arena (8,745)
Conference ..... Mountain West
President ..... Dr. Anthony Frank
Director of Athletics ..... Jack Graham
Assoc. A.D./SWA ..... Christine Susemihl
Faculty Representative ..... Jim Francis
Athletic Department Phone 970/491-3350
Athletic Website ..... www.CSURams.com
Press Row Phone 970/491-3981

Coaching Staff Information

Head Coach
Ryun Williams ..... Second Season (South Dakota, '92)
Record at CSU ..... 11-19 (One year)
Career Record ..... NCAA: 269-172 (15 years)
..... JuCo: 54-38 (Three years)

Assistant Coaches
Chad Lavin ..... Second Season (South Dakota '78)
Tim Moser ..... Second Season (CSU-Pueblo, '98)
Mandy Koupal ..... Second Season (South Dakota, '04)

Director of Basketball Operations
Kim Austin Mbadinga-Nzamba ..... Second Season
..... (Colorado State, '98)

Video Coordinator
Megan Mardesen .... Second Season (Wayne State, '09)

Women's Basketball Office 970/491-6569

Team Information

2012-13 Record 11-19
2012-13 MW Record (Finish) 7-9 (6th)
2012-13 Postseason Play ..... None
All-Time Record ..... 546-551 (.498)
NCAA Appearances (Record) 5 (5-5)
Last NCAA Appearance 2002
WNIT Appearances (Record) 3 (6-3)
Last WNIT Appearance 2004
Starters Returning/Lost 3/2
Letterwinners Returning./Lost 6/4

Media Information

Women's Basketball SID ..... Danielle Marshall
Office Phone ..... (970) 491-6494
Cell Phone ..... (970) 980-7353
E-Mail ..... Danielle.Marshall@colostate.edu
FAX ..... (970) 491-1348

TABLE OF CONTENTS

THIS IS COLORADO STATE
1 ..... Table of Contents/Quick Facts
2 ..... The University at a Glance
3 ..... World-Class Academics
4 ..... This is Fort Collins
5 ..... This is Colorado
6 ..... Denver, The Mile High City
8 ..... Moby Arena
9 ..... Anderson Academic & Training Center | Athletic Training
10 ..... Indoor Practice Facility
11 ..... Women's Basketball Locker Room
12 ..... CSU Home Venues
13 ..... Media Coverage
14 ..... Mountain West Tournament
15 ..... Distinguished Alumni
16 ..... Athletics Hall of Fame

STAFF
18-19 ..... Director of Athletics Jack Graham
20-21 ..... Head Coach Ryun Williams
22 ..... Assistant Coach Chad Lavin
23 ..... Assistant Coach Tim Moser
24 ..... Assitant Coach Mandy Koupal
25 ..... WBB Staff Kim Austin Mbadinga Nzamba and Megan Mardesen
26 ..... WBB Support Staff | Athletics Senior Staff

STUDENT-ATHLETES
28-29 ..... Hayley Thompson
30 ..... Hanne Mestdagh
31 ..... Emily Johnson
32-33 ..... Sam Martin
34-35 ..... Kara Spotton
36 ..... Alicia Nichols
37 ..... Caitlin Duffy
38 ..... AJ Newton | Victoria Wells
39 ..... Stine Austgulen | Emilie Hesseldal | Gritt Ryder
40 ..... Ellen Nystrom | Gabby Frykbo | Elin Gustavsson

2013-14 OUTLOOK
42 ..... 2013-14 Season Preview
43-46 ..... Opponent Information
47-48 ..... Series Results vs. 2013-14 Opponents
49 ..... All-Time Series Records

2012-13 REVIEW
51 ..... 2012-13 Review
52 ..... 2012-13 Season Statistics
53-60 ..... 2012-13 Box Scores
61 ..... 2012-13 Game Highs
62 ..... 2012-13 Superlatives

HISTORY AND TRADITION
64 ..... Postseason Play
65 ..... Conference Championships
66 ..... All-Americans
67 ..... Players in the Pros

RECORD BOOK
69 ..... Individual Career Records
70-71 ..... Single-Season Records
72-73 ..... Single-Game Records
74 ..... Miscellaneous Records
75-76 ..... Award Winners
77 ..... All-Time Roster
78 ..... All-Time Coaching Records
79-83 ..... Year-by-Year Results

MEDIA INFORMATION
85 ..... Media Guidelines | Media Relations Staff
86 ..... Mountain West

2013 Colorado State Women's Basketball Media Guide

Editor/Project Coordinator: Danielle Marshall

Writing, prepress-formatting, desktop layout, design and research: Danielle Marshall and Keeley Brown

Writing, layout and research assistance provided by: Nic Hallisey and Keeley Brown

Special acknowledgment: Dan Byers for his unselfish photography services.

Covers: Graphic design by Kyle Stopperan.

Photo credits: Dan Byers, Tom Waido, Tim O'Hara, University Photo Services (including John Eisele, Bill Cotton and Joe Mendoza) and the university's historic photograph collection (Archives and Special Collections), the Colorado Rockies, the Denver Broncos, Rich Clarkson and Associates, Eric Bakke, the Denver Nuggets, the Colorado Avalanche/Getty Images, the CSU Ram Alumni Athlete's Association and the Denver Convention & Visitors Bureau.

Printing: Pioneer Press of Greeley, Inc. (Greeley, Colo.).

As one of the nation's leading research universities, Colorado State provides an excellent and accessible education, conducts research that transforms our world, and leads outreach programs that support economic vitality and improve the quality of life for people worldwide.

As Colorado's land-grant university, Colorado State was founded in 1870 to fulfill the vision of President Abraham Lincoln and others—to create access and opportunity for people in Colorado and around the world who can benefit from hands-on, engaged learning.

With more than 150 programs of study and 78 undergraduate degree programs in eight colleges—and a faculty-to-student ratio of 16.5:1—students have access to a wealth of educational possibilities. Colorado State leads the world in disciplines such as human and animal health, clean energy and the environment, global and sustainable business, engineering, and climate research. Along with outstanding programs in the liberal and performing arts, humanities and social sciences, Colorado State offers some of the top professional programs in the country in construction management, occupational therapy, psychology, communications and agriculture—and is home to the top-ranked public business school in the state.



Challenging academic programs and world-changing research are hallmarks of Colorado State, and it is our special commitment to service, outreach, and transforming our world through innovation that sets this university apart. Even more important, CSU's character is reflected in the quality of our students and graduates, who embody the university's mission of service and go on to make a significant impact on our world when they graduate.

We invite you to learn more about Colorado State, a university with vision, character and a commitment to excellence.

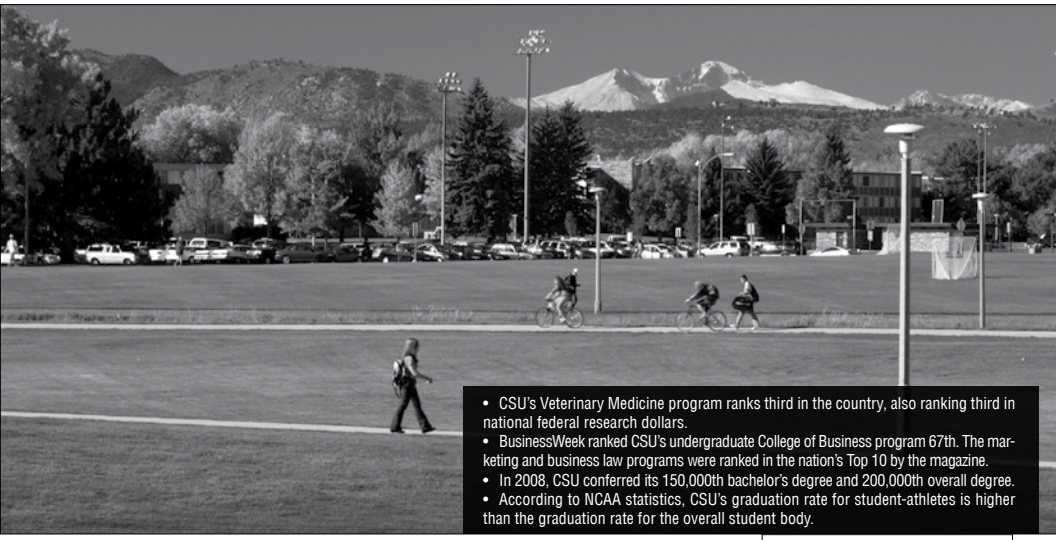

- CSU's Veterinary Medicine program ranks third in the country, also ranking third in national federal research dollars.
- BusinessWeek ranked CSU's undergraduate College of Business program 67th. The marketing and business law programs were ranked in the nation's Top 10 by the magazine.
- In 2008, CSU conferred its 150,000th bachelor's degree and 200,000th overall degree.
- According to NCAA statistics, CSU's graduation rate for student-athletes is higher than the graduation rate for the overall student body.

Colorado State University takes very seriously its role in educating student-athletes. Excellence is expected on the field and in the classroom.

The most recent NCAA academic statistics reveal that Colorado State leads the Mountain West Conference in graduation rate for student-athletes at 66 percent – well ahead of the conference's overall student-athlete graduation rate of 57 percent. In football, Colorado State is second in the MW, graduating 68 percent of its student-athletes – again, well ahead of the conference average of 49 percent. Additionally, CSU student-athletes graduate at a higher percentage than the general student body.

Colorado State, however, is not resting on its reputation for graduating its student-athletes. The state-of-the-art Anderson Academic Center, which has greatly enhanced the academic facilities available for student-athletes, opened in August 2009.

While the athletic department takes its role in the educational process very seriously, Colorado State's mission to provide a world-class education is at the core of academic success. U.S. News and World Report ranked Colorado State in its top tier in its annual "America's Best Colleges" report. The university offers 72 majors and 27 minors, and many of its programs are ranked among the best in the country.

Colorado State continues to push forward in its mission to provide the best possible education. Construction recently was completed on the state-of-the-art University Center for the Arts and Computer Science buildings and the Rockwell Hall expansion at the College of Business.

300+ Restaurants

Fort Collins Facts

- No. 1 place to live in the U.S. (*Money* magazine, August 2006).
- No. 1 Best Place to Live and Work for Young Professionals (pop. 100,000-200,000), Next Generation Consulting, March 2009.
- No. 2 in *Forbes* magazine's best United States cities for business and careers (March 2009); Denver ranked 14th and Boulder was 20th among five Colorado locations in the publication's top 40.
- One of the Top 20 Places to Thrive (Best Boomer Towns, February 2009).
- Ranked fifth-most educated city in America (*Forbes* magazine, November 2008).
- One of the Best Places to Raise Your Kids (*BusinessWeek*, November 2008).
- Gold level Bicycle Friendly Community (League of American Bicyclists, 2013).

One of Colorado's most vibrant cities, Fort Collins is the best place in the country to live, work and play. Tucked against the foothills of the Rocky Mountains, the city is within an hour's drive of Denver, the nation's 25th-largest metro area.

300+ Annual Performances and Art Events



83 Parks and Natural Areas

Fort Collins' 145,000 residents bask in 300 days of sunshine per year — more than San Diego and Florida — and the city boasts a lively arts and cultural scene, and is a haven for outdoor enthusiasts with over 300 miles of bike paths and trails, and easy access to the scenic Poudre River and majestic Rocky Mountain National Park.

145,000 Approximate population of Fort Collins

Old Town Fort Collins, the inspiration for Disneyland's Mainstreet USA.

Since its founding as a military fort in 1864, Fort Collins has anchored northern Colorado's rich heritage of academic, business and recreational pursuits. Hiking, mountain biking, kayaking, river rafting and rock climbing are just a few popular outdoor pursuits for students and residents.

The city maintains more than 600 acres of parks, 30,000 acres of natural areas, 29 miles of off-street trails for hiking and biking, and four golf courses. Old Town, the heart of Fort Collins, offers a one-of-a-kind shopping experience and more than 80 restaurants, in addition to a vibrant night life and multiple cultural arts centers.





Horsetooth Reservoir, located just a few miles west of CSU's main campus, offers great outdoors opportunities including camping, boating, fishing, swimming, hiking, climbing and more.

The Denver Metro Area, with a population of 2.4 million, is less than an hour's drive from Fort Collins. Three of its teams have competed for their respective world championships in the past 15 years, and Colorado fans are among the most passionate in the nation. Denver has all the features of any big city, including great shopping and nightlife on the 16th Street Mall (Denver Pavilions, right), a one-of-a-kind concert venue in Red Rocks Amphitheatre (below, right), an adrenaline-inducing amusement park in Elitch Gardens (below, left), and the world's 10th-busiest airport, Denver International.

Nicknamed the Mile High City because it is one mile above sea level, downtown Denver is home to the Colorado state capitol building, the 13th step of which is exactly one mile in elevation.

2013-14 Seniors
Hayley Thompson, Sam Martin, Alicia Nichols

FACILITIES & TRADITION

Moby Arena....8
Anderson Academic & Training Center | Athletic Training....9
Indoor Practice Facility....10
Women's Basketball Locker Room....11
CSU Home Venues....12
Media Coverage....13
Mountain West Tournament....14
Distinguished Alumni....15
Athletics Hall of Fame....16

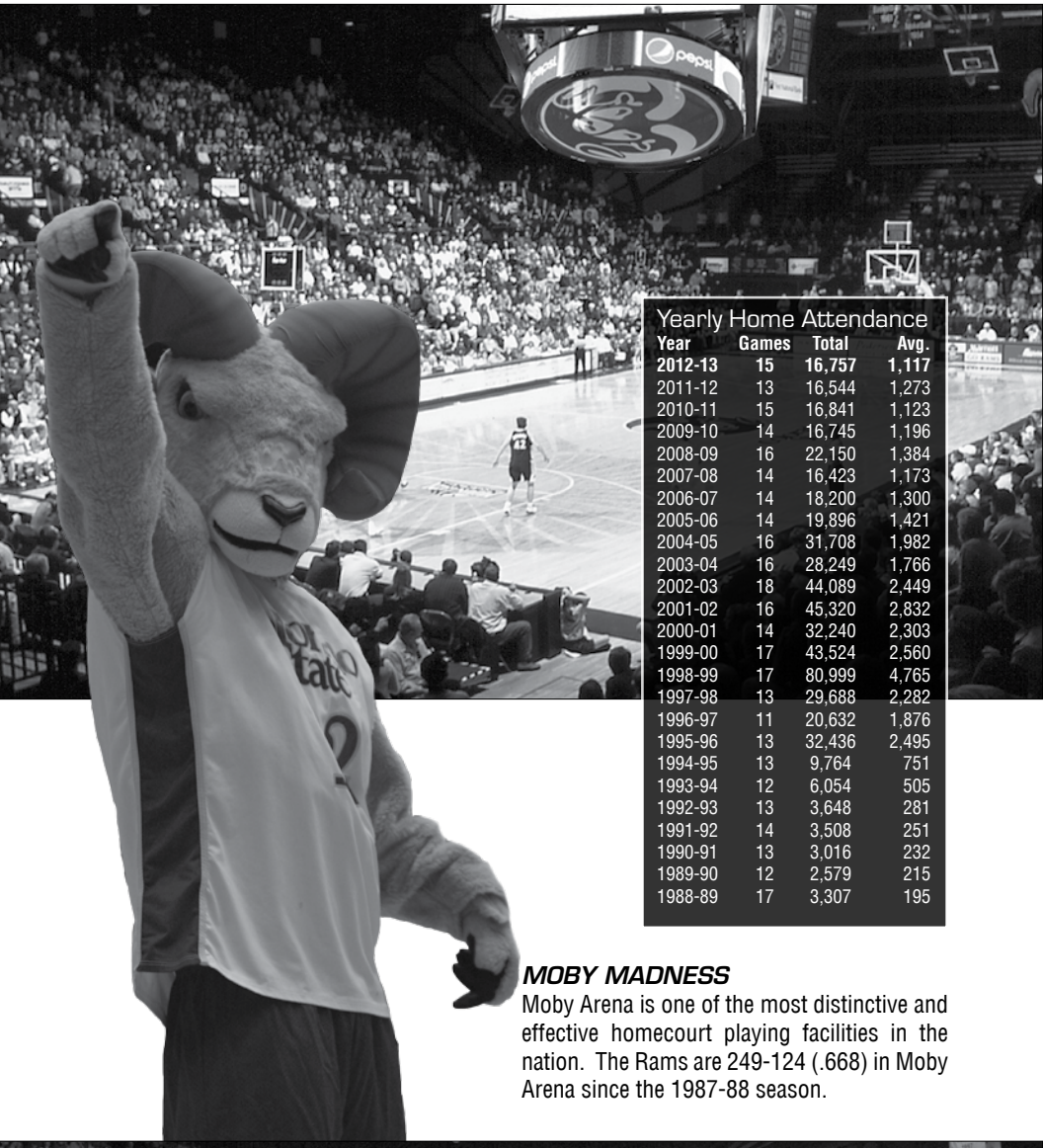

Yearly Home Attendance

Year	Games	Total	Avg.
2012-13	**15**	**16,757**	**1,117**
2011-12	13	16,544	1,273
2010-11	15	16,841	1,123
2009-10	14	16,745	1,196
2008-09	16	22,150	1,384
2007-08	14	16,423	1,173
2006-07	14	18,200	1,300
2005-06	14	19,896	1,421
2004-05	16	31,708	1,982
2003-04	16	28,249	1,766
2002-03	18	44,089	2,449
2001-02	16	45,320	2,832
2000-01	14	32,240	2,303
1999-00	17	43,524	2,560
1998-99	17	80,999	4,765
1997-98	13	29,688	2,282
1996-97	11	20,632	1,876
1995-96	13	32,436	2,495
1994-95	13	9,764	751
1993-94	12	6,054	505
1992-93	13	3,648	281
1991-92	14	3,508	251
1990-91	13	3,016	232
1989-90	12	2,579	215
1988-89	17	3,307	195

MOBY MADNESS

Moby Arena is one of the most distinctive and effective homecourt playing facilities in the nation. The Rams are 249-124 (.668) in Moby Arena since the 1987-88 season.

Student-athletes at Colorado State are students first, and a quality learning environment is essential to achieving the high standards expected of them. That's why, in 2009, the Anderson Academic Training Center was completed, offering Rams student-athletes a first-class academic facility.

Features:

- Includes a computer lab with 30 workstations, more workspace and offices for CSU's academic staff.
- Features five private tutorial rooms and large study areas.

The training portion includes a state-of-the-art weight room and strength and conditioning center, in addition to a nutrition center.

ATHLETIC TRAINING ROOM

Additionally, during the summer of 2013, the athletic training room (pictured below during construction) went through a major transformation, nearly doubling in size, helping make it one of the finest in the country. It features a multitude of taping and treatment tables, rehabilitation equipment and more.

Also established in 2009 was the Indoor Practice Facility, measuring more than 66,000 square feet. The structure allows the team to practice and train indoors during bad weather.

Features:

- Contains a 70-yard synthetic-turf football field, including one end zone.
- Can accommodate all 16 varsity sports, and includes a four-lane, 70 meter track, large gymnasium and more.

BIGGER, FASTER, STRONGER

Colorado State features some of the best athletic facilities in the Mountain West. Since its construction in 1998, the McGraw Athletic Center and the additions to Moby Arena have provided Colorado State student-athletes the tools to excel.

Women's Basketball Team Room

Women's Basketball Locker Room

Women's Basketball Player Lounge

HOMES OF THE RAMS

Colorado State University student-athletes in all sports enjoy some of the finest facilities in the country, including (clockwise from right) Fort Collins Soccer Complex, soccer; Sonny Lubick Field at Hughes Stadium, football; Harmony Club, men's and women's golf; Moby Arena, men's and women's basketball and volleyball; Moby Pool, swimming & diving; Ram Field, softball; University Tennis Courts, tennis; and Jack Christiansen Track, outdoor track & field.

MOUNTAIN WEST NETWORK

The Mountain West, in collaboration with Campus Insiders and Volar Video, has greatly expanded the video content and reach of its digital network in the fall of 2013. Under this unique alliance, the Mountain West has begun to livestream hundreds of its men's and women's sporting events, add branded studio programming, develop sponsorship opportunities and has grown distribution on multiple platforms and devices.

Since its launch in October of 2012, the Mountain West Digital Network has provided fans over 500 on-demand videos, while also live-streaming its 2013 women's basketball, baseball and swimming and diving championships. The enhanced network, powered by Campus Insiders and utilizing Volar Video's revolutionary production solution, will continue to provide on-demand video content, as well as live-stream an unprecedented number of events from the league's 18 sports.

High-quality Mountain West Digital Network content is accessible on multiple devices, including laptops, smartphones and tablets, and features 12 unique channels of Mountain West action. Each of the league's institutions will have its own individual channel, while the MW will offer a Conference-wide channel featuring all available digital content. The network also features a custom-designed studio operation in Colorado Springs, Colo.

Visit **CSURams.com/videos** to watch all non-televised CSU women's basketball home games on the MW Network. Fans can also catch non-televised conference road games via the same URL.

RAMS ON THE WEB

Gametracker statistics will also be available for nearly all CSU women's basketball games. Visit CSURams.com for all the most up-to-date information on CSU women's basketball.

In addition, CSU athletics, women's basketball and Head Coach Ryun Williams are on Facebook, Twitter and Instagram, giving fans unprecedented access to what is going on inside the program.

- **twitter.com/CSUWomensBball**
- **twitter.com/CSU_Williams**
- **facebook.com/csuwomensbasketball**
- **facebook.com/csuathletics**
- **instagram.com/csuwomenshoops**

Matt Wozniak
Play-By-Play

RAMS ON THE RADIO

Rams basketball can be heard live worldwide on the Nelligan Sports Colorado State Sports Network, in conjunction with broadcast partner Clear Channel, Inc. Network coverage includes live game coverage of all games with Matt Wozniak calling all the action. All contests will be broadcast on 1410 AM KIIX in the Fort Collins area.

LAS VEGAS STRIP



Thomas & Mack Center (18,500)
Host of the 11-team MW championship tournament



MOUNTAIN WEST AMONG ATTENDANCE LEADERS

Rk.	Conference	Total	Average
1.	Big 12	846,502	4,922
2.	Big Ten	788,593	3,904
3.	SEC	855,461	3,520
4.	Big East	745,538	3,146
5.	ACC	527,226	2,597
6.	**MW**	**290,714**	**2,077**
7.	Pac-12	382,225	1,980
8.	MVC	232,476	1,603

Business
Thomas Bradbury, past director, National Western Stock Show
Jeff Christmann, operations manager, GE Johnson Construction
Donald DeGryse, vice president, Lockheed Martin
Lindsay Gill, product development manager, Spyder Active Sports
Edward Henney, past senior vice president, Safeway Stores
Kenneth Monfort, past board of directors member, ConAgra
James Smith, president & CEO, Smith Investments Inc.

Entertainment/Communications
John Amos, actor, The West Wing
Baxter Black, American cowboy poet & humorist
Yosef Komunyakaa, Pulitzer Prize winner, Neon Vernacular
Gregory Osberg, executive vice president, Newsweek Magazine
Vicki Porter, two-time Pulitzer Prize winner, community reporting
Hugh Ragin, jazz trumpet player
Jim Sheeler, Pulitzer Prize winner, Rocky Mountain News
Robert A. Taylor, D.V.M., TV personality, Emergency Vets

Government/Military
Wayne Allard, D.V.M., United States Congressman
John Ensign, D.V.M., United States Senator
Peter Lemon, recipient of Congressional Medal of Honor
Ed Rhoades, former commander, U.S.S. Halyburton
Bill Ritter, former Colorado Governor
Roy Romer, former Colorado Governor
Terry Slatic, Iraq veteran, U.S. Marine Corps

Science
Kent Rominger, deputy director, Flight Crew Operations, NASA
James van Hoften, former NASA astronaut, Lt. Col. USAF

Sports
David Anderson, Six-year NFL pro
Al "Bubba" Baker, NFL Defensive Rookie of the Year, three-time Pro Bowler
Less Browne, Canadian Football League Hall of Famer
Jack Christiansen, Pro Football Hall of Famer
Janay DeLoach, 2012 Olympian, bronze medalist in long jump
Clark Haggans, Arizona Cardinals
Becky Hammon, Olympian and current WNBA basketball player
Caleb Hannie, NFL Quarterback, Denver Broncos
John Howell, Super Bowl Champion, Tampa Bay Buccaneers
Colton Iverson, NBA player
Raymond Jackson, player development, Pittsburgh Steelers
Greg Jamison, president & CEO, San Jose Sharks
Floyd Kerr, director of athletics, Morgan State University
Mark Knudson, former Major League Baseball pitcher
Martin Laird, PGA Tour
Casey Malone, 2004 Olympian, sixth place in discus
Felix "Tippy" Martinez, former Kansas City Royals player
Thurman "Fum" McGraw, Pro Football Hall of Famer
Keli McGregor, former president, Colorado Rockies
Mike Montgomery, basketball coach (currently head coach, Cal)
Greg Myers, College Football Hall of Famer
Milt Palacio, NBA player
Jason Smith, NBA player
Erik Phillips, athletic trainer, Phoenix Suns
Joey Porter, Retired NFL player
Amy Van Dyken, six-time Olympic gold medalist
Bradlee Van Pelt, winningest QB in CSU history

Becky Hammon
WNBA Superstar

Jason Smith
NBA Player

Bill Ritter
Former Colorado Governor


John Amos
Actor

Janay DeLoach
Olympian - 2012 Bronze Medalist

The Class of 2013
Marne Findlay - Track & Field/Cross Country (1999)
Willis Holland - Wrestling (1956)
Ralph Hutton - Swimming (1971)
Allison Peckham - Volleyball (2001)
Joey Porter-Football - (1998)
Bradlee Van Pelt - Football (2003)

The Class of 2012
Harvey Achziger – Football (1952)
Chris Adsit – Track & Field (1973)
Jill (Johnson) Bedard – Volleyball (1990)
Jim Malley – Swimming & Diving (1968)
Kevin McDougal - Football (2000)
Damon Washington - Football (1998)

The Class of 2011
Courtney Cox - volleyball (2001)
Gerry Glyde - cross country, track and field (1963)
Ray Jackson - football (1995)
Teri Klement - softball (1991)
Don (Lefty) Straub - baseball (1950)

The Class of 2010
Dan Beattie - football and track & field (1930)
Jennifer Buford - softball and women's basketball
Katie Cronin - women's basketball (1999)
Sandy (Ham) Fetzer - cross country and track & field (1993)
Marshall Smith - track & field (1975)
The Class of 2009
Jeanette Crawshaw - Swimming (1991)
Pat Durham - Basketball (1989)
Moses Moreno - Football (1997)
Kevin Sheesley - Wrestling/Football (1982)
Rich Bircumshaw - Hall of Honor Special Award

The Class of 2008
Richie Harris - Track & Field (1980)
Teresa (James) Hinz - Women's Basketball (1996)
Anthoney Hill - Football (1994)
Drew Loftin - Track & Field (2003)
Ollie Woods - Football, Track & Field, Wrestling (1949)
Christine Susemihl - Hall of Honor Special Award

The Class of 2007
Anthony Cesario - Football (1998)
Ron Day - Wrestling (1956)
Bob Parry - Track & Field (1976)
Liz Toman - Track & Field (2000)
Jack Upton - Football, Baseball (1979)

The Class of 2006
Bryan Berryhill - Track & Field (2001)
Ivan Dyekman - Track & Field, Football (1932)
Floyd Kerr - Basketball (1969)
Angela Knopf - Volleyball (2001)
Mark Mullaney - Football (1975)
Tom Hilbert - Hall of Honor Special Award

The Class of 2005
Mattias Borrman - Track & Field (1996)
Kristin Elliot-Fox - Swimming & Diving (1994)
Sarah Fredstrom-Secrest - Softball (1998)
Lavern (Nick) Kohls - Wrestling, Football (1962)
Brady Smith - Football (1995)
Brian Bedard - Hall of Honor Special Award
John Mattos - Hall of Honor Special Award

The Class of 2004
Stan Albert - Basketball (1958)
Shelly Borrman - Track & Field (1999)
Becky Hammon - Basketball (1999)
Sean Moran - Football (1995)
Dan Sniff - Wrestling (1955)

The Class of 2003
Nikki Johnson-Gregory - Softball (1997)
Greg Primus - Football (1992)
Rich Strong - Basketball (1986)
Jim Ranson - Football, Basketball, Baseball, Track & Field (1950)
Doug Max - Hall of Honor Special Award

The Class of 2002
Ron Baretta - Gymnastics (1969)
Cindy Cox-Bellin - Volleyball (1988)
Larry Hoffner - Basketball (1960)
Brenda Straughan-Jackson - Swimming (1977)
George Jones - Football, Basketball, Wrestling, Track & Field (1950)
Jim Henry - Hall of Honor Special Award

The Class of 2001
Mike Bell - Football (1978)
Angie Knox-Duryea - Volleyball (1987)
Greg Myers - Football (1995)
Bob Weber - Football (1956)
Dr. Harry Troxell - Hall of Honor Special Award

The Class of 2000
Alex Burl - Track & Field, Football (1954)
Kay Dalton - Football (1953)
Diane Saba-Johannsen - Volleyball, Basketball (1987)
Gary Rhoades - Basketball (1973)
Fred Oglesby - Hall of Honor Special Award

The Class of 1999
Amy Brookover-Keen - Swimming (1990)
Kevin Call - Football (1983)
Glenn Goya - Baseball (1977)
Richie Hall - Football (1982)
Eddie Hughes - Basketball (1982)
Susan Knox - Golf (1981)
Dr. Albert C. Yates - Hall of Honor Special Award
The Class of 1998
Tammy Taylor-Bearly - Softball (1987)
Steve Cyphers - Football, Baseball, Wrestling (1976)
Linden King - Football (1976)
Sonny Lubick - Football (2007)
John Mosley - Football, Wrestling (1942)
Fred Paoli - Football (1975)
B.C. "Bo" Cowel - Hall of Honor Special Award

The Class of 1997
Libbie Johnson-Hickman - Track & Field (1988)
Keli McGregor - Football (1984)
Joe Peters - Football, Basketball, Baseball (1939)
Tom Proulx - Gymnastics (1970)
Gil Sanchez - Wrestling (1963)

The Class of 1996
Rick Dennison - Football (1979)
Brady Keys - Football (1960)
Chet Maeda - Football, Basketball, Track & Field (1941)
Barbara Mencimer-Maxfield - Field Hockey, Track & Field, Tennis, Swimming, Basketball, Volleyball, Softball (1959)
Chuck Newcomb - Basketball (1960)
Amy Van Dyken - Swimming (1994)

The Class of 1995
Steve Bartalo - Football (1986)
Chester Cruikshank - Track & Field (1936)
Del Hessel - Track & Field (1963)
Ann Matlock - Basketball (1983)
Art Solow - Swimming & Diving (1975)
Dennis Stuehm - Basketball (1954)

The Class of 1994
Mary Harrington - Volleyball, Track & Field (1979)
Willie Miller - Football (1975)
Virginia Frank Olson - Coach/Instructor (1966)
Bob Robbins - Gymnastics (1979)
Earlie Thomas - Football (1970)

The Class of 1993
Walter "Bus" Bergman - Football, Basketball, Baseball (1942)
Leon "Red" Eastlack - Football, Basketball, Baseball (1942)
Lillian Greene-Chamberlain - Track & Field (1963)
Kenny Hyde - Football, Basketball, Track & Field (1926)
Hal Kinard - Basketball (1956)
Oscar Reed - Football (1967)

The Class of 1992
Charles Bresnahan - Football, Basketball, Track & Field, Baseball (1920)
Gene Grenard - Wrestling (1940)
Kay McFarland - Basketball, Track & Field, Football (1961)
Dr. Nancy O'Connor - Swimming/Athletic Administrator (1977)
Fay Rankin - Football, Track & Field (1920)

The Class of 1991
Al "Bubba" Baker - Football (1978)
Fred Glick - Football (1959)
Duane Hartshorn - Football, Basketball (1921)
Marcia Middel - Swimming (1972)
Carlyle Vickers - Football, Basketball, Baseball (1929)

The Class of 1990
Don Burroughs - Football (1953)
J. Ray French - Football (1928)
Boyd Grant - Basketball (1991)
Pamela Greene - Track & Field (1977)
Don "Tuffy" Mullison - Football, Wrestling, Baseball (1949)

The Class of 1989
Norm Cable - Football (1938)
Jim David - Football, Baseball (1949)
Wendy Koenig-Knudson - Track & Field (1976)
Lawrence McCutcheon - Football (1972)
Jon Sinclair - Track & Field (1980)
Lonnie Wright - Basketball (1965)

The Class of 1988
Jack Christiansen - Football, Baseball, Track & Field (1951)
Sherri Danielson - Volleyball (1985)
Bob Davis - Football (1955)
Dale Dodrill - Football (1952)
Gary Glick - Football (1955)
Bill Green - Basketball (1963)
Harry Hughes - Football (1941)
Felix "Tippy" Martinez - Baseball (1971)
Thurman "Furn" McGraw - Football, Wrestling, Track & Field, Athletic Administrator (1986)
Glenn Morris - Track & Field, Football, Wrestling (1925)
Julius "Hans" Wagner - Football, Wrestling (1925)
Jim Williams - Basketball/Athletic Administrator (1981)

Katie Cronin, a three-time first-team all-conference selection, was inducted into the CSU Athletics Hall of Fame in 2010

Teresa (James) Hinz, the Rams' first women's basketball All-American, was inducted into the CSU Athletics Hall of Fame in 2008


Becky Hammon, currently playing in the WNBA with the San Antonio Silver Stars, was inducted into the CSU Athletics Hall of Fame in 2004.

Diane Saba (Johannsen) was an all-American in volleyball at CSU, but also lettered in basketball. She was inducted into the CSU Athletics Hall of Fame in 2000.

Senior Sam Martin

STAFF AND ADMINISTRATION

Director of Athletics Jack Grahman 18-19
Head Coach Ryun Williams..... 20-21
Assistant Coach Chad Lavin 22
Assistant Coach Tim Moser.....23
Assitant Coach Mandy Koupal 24
WBB Staff Kim Austin Mbadinga Nzamba and Megan Mardesen.....25
WBB Support Staff | Athletics Senior Staff 26

JACK GRAHAM

Director of Athletics | 2nd Year at CSU | Colorado State '75

GRAHAM AT A GLANCE

Education

- Bachelor's degree, U.S. history; Colorado State, '75

Personal

- Played quarterback for CSU from 1973-74
- Drafted by the Miami Dolphins
- Successful 30-year career in the international insurance and reinsurance markets
- Founded ICAT Managers, a leader in catastrophic risk insurance products
- Advisory board member of the National Center for Atmospheric Research
- Married to wife, Ginger Graham

"We expect, at Colorado State University, that the excellence of our athletic programs will mirror that of the excellence that has always been the academic foundation at this great university." -- Jack Graham

Bold New Era. Those three words have come to define the vision, direction and accomplishments of John C. "Jack" Graham's tenure as Director of Athletics at Colorado State University, since his hire on Dec. 1, 2011.

A successful business leader and former Rams quarterback, Graham was chosen by CSU President Tony Frank to lead the institution's athletic programs, and more importantly to apply the vision and drive necessary to produce excellence in every aspect.

"In Jack Graham, we have the perfect combination of dedicated Ram fan, stand-out athlete and experienced business leader with the skills and business acumen to energize and advance our overall athletics program," Frank said upon announcing the hire. "I am excited about the enthusiasm he will generate among our students, coaches, alumni, donors and fans. He brings high standards, high expectations and a passion for winning that is infectious."

Graham immediately went to work reshaping the department, beginning with the hire of Jim McElwain as head football coach on Dec. 13, 2011, from his offensive coordinator position at Alabama, which was on its way to a second national championship victory in a three-year span.

That move provided the first glimpse of what the Bold New Era would mean for Colorado State, and was followed by the high-profile hire of former national coach of the year Larry Eustachy in men's basketball, and the hire of Ryun Williams to lead the women's basketball program.

"We have the same expectations for excellence in our sports program that we have for all areas of the university," Frank added. "With Jack's leadership, I see no reason why CSU athletics

CSU President Dr. Anthony Frank (background) introduced Jack Graham as the Rams' 17th Director of Athletics on Dec. 1, 2011

cannot and should not compete at the highest level. To get there, we have to dream big, work hard and settle for nothing less than excellence."

Immediately upon his appointment, Graham also announced he would drive a process to secure approval to build an on-campus football stadium at Colorado State to replace 44-year-old Hughes Stadium, located several miles from the school's Fort Collins campus.

Graham succeeded in leading an ambitious process that by early October 2012 secured the unanimous recommendation of Colorado State's Board of Governors to Dr. Frank to allow the athletics department to begin the fundraising process for the stadium. It was another major achievement in just Graham's 10th month on the job.

More illustrations of Colorado State's Bold New Era came in the form of two significant business deals brokered by Graham and his senior leadership team in November 2012. The first was an announcement that Colorado State's athletic programs were entering into a partnership with Under Armour to provide apparel and footwear beginning in July 2013. The second came four days later when Graham announced a five-year partnership with 105.5 ESPN Radio to be the radio home for the Rams' football and men's and women's basketball games and coaches' shows.

In January 2013, the decision was made by Graham to add the sport of women's soccer for the 2013 season. The addition drew widespread praise for recognizing the popularity of the sport not just in Colorado, but nationwide, and veteran coach Bill Hempen was named the program's first head coach.

Graham also has set forth a clearly-defined set of standards for Colorado State's student-athletes, to go along with his commitment to providing the absolute best student-athlete support. His motto for all Rams is to "Do it All." The three key expectations are to succeed academically and graduate, be people of great character, and to win. Achievement in anything less than all three areas doesn't meet the expectations for a Colorado State student-athlete.

CSU's athletics department supports approximately 400 student-athletes competing in 16 varsity sports.

"Athletics play a critical role at CSU," Graham said at the time of his hire. "Our teams can and should be leaders in defining our university's traditions, and they can be catalysts that unite our students and community. I am honored to return to CSU and believe our success in athletics can and will send a signal about the overall quality of CSU's leadership, our standards and our talent. We are committed to winning while maintaining the highest level of integrity and student success."

Graham played quarterback for the Rams from 1973-74 and graduated from Colorado State in 1975 with a bachelor's degree in U.S. history. He was drafted by the Miami Dolphins. Graham went on to a successful 30-year career in the international insurance and reinsurance markets, where he was known as an innovator and effective leader.

In 1998, Graham founded ICAT Managers, a leader in catastrophic risk insurance products. He sold ICAT, including its Lloyd's of London business, in 2010 and remains on the company's board of directors. Graham also sits on the advisory board of the National Center for Atmospheric Research.

COLORADO STATE UNIVERSITY

What We Expect From a CSU Student-Athlete

Character: Represent our university as an exceptional person. Be courteous and respectful, act with integrity in all that you do, and support and serve others. Follow the rules.

Academics: Embrace your education, pursue academic excellence and graduate (optimally in four years). Be well rounded prepare yourself to serve our country and the world as a productive citizen.

Win: Through commitment, discipline and hard work, be an outstanding athlete and teammate who wins.

DO IT ALL

DREAM BIG … WORK HARD
SETTLE FOR NOTHING LESS THAN EXCELLENCE

RYUN WILLIAMS

Head Coach | Second Season | South Dakota; '92, '97

Ryun Williams, a 19-year coaching veteran, begins his second season as the head coach of the Colorado State women's basketball program.

With over 20 seasons in coaching, including 18 as a head coach, Williams has compiled an impressive 323-209 career record, with stops at South Dakota (2008-12), Wayne State College (1998-2008) and Sheridan College (1995-98), leading his squads to six campaigns of 20 or more victories, four postseason berths and one conference championship.

Before coming to Colorado State, Williams was South Dakota's head coach for four seasons. He led the Coyotes to a highly successful stretch during their transition to Division I competition, and helped them become one of the nation's premier defensive teams.

A staple of the Coyotes under Williams has been defense, and that was no exception in 2011-12. They ranked second nationally in blocks per game (7.3), eighth in field-goal defense (33.2) and 12th in scoring defense (52.3), leading the Summit League in all three categories. The Coyotes qualified for the WNIT for the first time ever last season as a Division I program, which was their second straight postseason berth after competing in the Women's Basketball Invitational in 2010-11. South Dakota finished with a No. 97 rank in the RPI, the second-highest of any Summit League team and the highest mark in school history.

Prior to arriving at USD in 2008, Williams spent 10 seasons at Wayne State, building that program into a perennial contender in the Northern Sun Intercollegiate Conference.

Williams took over a program that had won just 13 games the previous two seasons and turned it into an NCAA tournament team. His team's recorded 20 wins or more in three of his final four seasons and made appearances in the NCAA Division II North Central Region tournament in two of the last three seasons. While at Wayne State, he compiled a 181-105 record (.632) and became the winningest

WILLIAMS AT A GLANCE

Personal:
Age: 44
Hometown: Gillette, Wyo.
Family: Wife - Lyndy
Daughters - Natalie and Emily
Education: Sheridan College, 1988-90
B.A., South Dakota, '92
M.A. South Dakota, '97

Coaching Honors:
- NSIC Coach of the Year 2008
- NSIC Coach of the Year 2006
- Region IX Coach of the Year 1998
- Wyoming Conference Coach of the Year 1998
- Wyoming Conference Coach of the Year 1997
- Wyoming Conference Coach of the Year 1995 (Volleyball)
- Region IX Coach of the Year honors 1995 (Volleyball)
- Wyoming Conference Coach of the Year 1994 (Volleyball)
- Region IX Coach of the Year honors 1994 (Volleyball)

Coaching History:
- 1993-95 Sheridan College (Volleyball Head Coach)
- 1993-95 Sheridan College (Men's Basketball Assistant Coach)
- 1995-98 Sheridan College (Women's Basketball Head Coach)
- 1998-2008 Wayne State College (Head Coach)
- 2008-12 South Dakota (Head Coach)
- 2012-Pres. Colorado State (Head Coach)

Coaching Highlights:
- Led South Dakota to second straight postseason appearance in 2011-12, when Coyotes beat Drake in first round of WNIT. The team's 23-8 mark was best since moving to Division I.
- Led South Dakota to first-ever postseason appearance as a Division I program in 2010-11 when Coyotes earned berth in Women's Basketball Invitational; also led Coyotes to first Division I postseason win with 62-47 victory over Idaho.
- NCAA Division II Tournament Appearances in 2005-06 and 2007-08
- North Sub-Region Championship and Region IX Championship appearance
- Coached one WBCA All-America honorable mention; one NSIC Player of the Year; one NSIC Tournament MVP; two NSIC Defensive Players of the Year; and two Newcomer of the Year award recipients.

women's basketball coach in school history.

In 2007-08, he guided the Wildcats to a 21-9 record, which included a trip to the NCAA Tournament. In the first round of the North Central Region he led his team to an 85-78 upset of North Dakota for the first win in the NCAA tournament in the school's history. In 2005-06, Williams took Wayne State to its first-ever trip to the NCAA tournament, as the team notched its best season in school history by going 27-4. They were 13-1 in NSIC play and won the NSIC tournament to earn automatic berth to the NCAA tournament. That season Williams was named the NSIC Coach of the Year.

Williams' players have received plenty of postseason recognition. He has had players named WBCA All-America honorable mention, NSIC Player of the Year and NSIC Tournament MVP. Two players earned NSIC Defensive Player of the Year honors, two won the Dodie Martin and two were named the league's newcomers of the year.

Before taking over at Wayne State, Williams was the women's head coach at Sheridan College (Wyo.) for three seasons. While there he was named the Wyoming Conference Coach of the Year twice and was the Region IX Coach of the Year.

In 1993 he began his head coaching career at Sheridan when he served as the volleyball head coach and men's basketball assistant coach. In his time as the head coach of the volleyball program he put together a 117-66 record. In 1995 Sheridan went 42-8, won the Region IX title and finished fifth at the junior college national tournament. Williams garnered Wyoming Conference and Region IX Coach of the Year honors in 1994 and 1995.

Sheridan is also where Williams began his collegiate playing career. He played two seasons at Sheridan, where he was an All-Region IX player as a sophomore. In addition he was a two-time All-Wyoming Conference performer and a two-time academic all-conference selection. He then transferred to South Dakota where he earned All-NCC honors after leading the nation in free throw percentage at 91.2 percent. Williams was also named academic all-conference as a junior and senior. As a high school senior at Campbell County High School, he was named Mr. Basketball for the state of Wyoming in 1988.

A native of Gillette, Wyo., Williams earned his associate's degree from Sheridan in 1990, his bachelor's degree from South Dakota in 1992 and his master's degree from South Dakota in 1997.

Williams and his wife, Lyndy, have two daughters, Natalie and Emily.

HEAD COACHING CAPSULE

Year	School	Record	Conf. Record	Conf. Finish	Postseason
2012-13	Colorado State	11-19	7-9	6th	
	Total	**11-19**	**7-9**		
2011-12	South Dakota	23-8	12-6	3rd	WNIT Second Rd.
2010-11	South Dakota	20-12	10-2	2nd	WBI Second Rd.
2009-10	South Dakota	15-16	6-6	4th	
2008-09	South Dakota	18-11	N/A	N/A	
	Total	**76-47**	**28-14**		
2007-08	Wayne State	22-10	12-6	2nd	NCAA DII Regional Semifinal
2006-07	Wayne State	19-10	11-7	4th	
2005-06	Wayne State	27-4	13-1	1st	NCAA DII First Rd
2004-05	Wayne State	20-11	7-7	6th	
2003-04	Wayne State	13-15	6-10	7th	
2002-03	Wayne State	17-11	11-7	5th	
2001-02	Wayne State	12-15	9-9	7th	
2000-01	Wayne State	18-9	12-6	4th	
1999-00	Wayne State	19-9	14-4	4th	
1998-99	Wayne State	15-12	N/A	N/A	
	Total	**182-105**	**95-57**		
1997-98	Sheridan College	28-5	N/A	N/A	
1996-97	Sheridan College	19-12	N/A	N/A	
1995-96	Sheridan College	7-21	N/A	N/A	
	Total	**54-38**	**130-80**		
	Overall	**323-209 (.607) in 18 seasons**			

CHAD LAVIN

Assistant Coach | Second Season | South Dakota; '78, '83

Chad Lavin returns to women's basketball for his second season as an assistant in 2013-14 after a four-year hiatus from coaching. In his second season with the Rams, Lavin brings with him 27 years of head coaching experience, including 12 years at the Division I level. He is in charge of player development.

A Division II Russell Athletic/WBCA National Coach of the Year and two-time Regional Coach of the Year, Lavin (57) opted for early retirement in 2008, after guiding his South Dakota squad to the NCAA championship game. The Coyotes finished the season 33-2, the best record in school history, and they received a No. 2 final ranking in the USA Today/ESPN Coaches Poll.

Lavin ended his career at USD the all-time winningest coach (273-141; .659), and he was inducted in the South Dakota Sports Hall of Fame in 2011.

In between his first four year stint (1982-86) and his last 10 years (1998-2008) at South Dakota, Lavin was head coach of the Rams' Border War rival Wyoming for 12 seasons (1986-1998). While there he amassed a 175-162 (.519) record and led the Cowgirls to four top three conference finishes, including their only regular-season league title in 1989-90. That year the team went 24-8 overall and posted its best conference winning percentage in the history of the program at .900 (9-1).

All told Lavin has mentored seven national playoff teams and he has seven seasons with 20 or more wins on his résumé. He has been named North Central Conference Coach of the Year four times (1982-83, 1984-85, 2002-03, 2007-08), South Dakota Collegiate Coach of the Year (1984-85), High Country Athletic Conference Coach of the Year twice (1986-87, 1989-90) and was the North Central Region Coach of the Year in 2002-03.

He has coached five NCC MVPs and five CoSIDA Academic All-Americans, including fellow women's basketball assistant coach, Mandy Koupal.

LAVIN AT A GLANCE

Education:

- B.S., Business Management, 1978
- M.A., Physical Education, 1983

Coaching Experience

- 1982-1986: South Dakota - Head Coach
- 1986-1998: Wyoming - Head Coach
- 1998-2008: South Dakota - Head Coach
- 2012-Present: Colorado State - Assistant Coach

Coaching Honors

- NCC Coach of the Year (1982-83)
- South Dakota Collegiate Coach of the Year (1984-85)
- NCC Coach of the Year (1984-85)
- HCAC Coach of the Year (1986-87)
- HCAC Coach of the Year (1989-90)
- NCC Coach of the Year (2002-03)
- Russell Athletic/WBCA North Central Region Coach of the Year (2002-03)
- NCC Coach of the Year (2007-08)
- Russell Athletic/WBCA North Central Region Coach of the Year (2007-08)
- DII Russell/WBCA National Coach of the Year (2007-08)

League Titles

- NCC championship 1982-83 (South Dakota)
- NCC championship 1983-84 (South Dakota)
- NCC championship 1984-85 (South Dakota)
- HCAC regular-season title 1989-90 (Wyoming)
- NCC championship 2002-03 (South Dakota)
- NCC championship 2007-08 (South Dakota)

TIM MOSER

Assistant Coach | Second Season | CSU-Pueblo, '98

Tim Moser begins his second season with the Rams after a very successful stretch at Alaska Anchorage. As head coach at UAA, Tim Moser elevated the Seawolf program among the elite in NCAA Division II women's basketball.

With a 165-32 record, Moser compiled the highest percentage (.838) among active D-II women's coaches and the seventh-best among all divisions, following the end of the 2011-12 campaign. His Seawolf squads advanced to at least the second round of the NCAA Tournament in each of his seasons, including consecutive Final Four appearances in 2008 and 2009, and another NCAA Elite Eight berth in 2012. Under his guidance, the Seawolves earned three NCAA West Region titles, two Great Northwest Athletic Conference regular-season crowns, two GNAC Tournament titles and three 30-win seasons.

In Moser's tenure, only two other D-II women's programs posted as many victories as the Seawolves and none were ranked in the WBCA/ESPN Top 25 Coaches' Poll for as many consecutive weeks (81). The Seawolves dropped no lower than No. 19 over a 5-year span (2007-12) - the only club in D-II to make that claim.

The 2011-12 Seawolves went 30-5 and won the GNAC title by two games, finishing No. 7 in the final national rankings. With Moser capturing his third GNAC Coach of the Year award, UAA became the first basketball program - women's or men's - to sweep the league's major honors, with Player of the Year, Newcomer of the Year and Freshman of the Year accolades.

In 2008-09, Moser's squad won 31 games - a record for all UAA sports for the second straight year. Moser also received the 2009 WBCA Div. II West Region Coach of the Year honor as UAA captured a share of its first conference title in 20 years.

During Moser's tenure at UAA, the Seawolves were 97-7 at home, 14-6 in the NCAA Tournament and 9-3 against D-I opponents, including wins over Big East clubs Cincinnati and Syracuse.

As a D-II rookie coach in 2006-07, Moser was voted GNAC Coach of the Year after leading the Seawolves to 23-6 record and the team's first NCAA Tournament victory in seven seasons. UAA recorded the eighth-biggest turnaround in D-II from 2005-06 to '06-07 as he took over a program that had averaged just 10.7 wins the previous six years.

A former Seawolf player, Moser returned to UAA in April 2006 from Otero (Colo.) Junior College, where he coached against Head Coach Ryun Williams who led Sheridan College at the time. He won 74 percent of his games and captured nine conference coach-of-the-year awards, coaching both the women's and men's teams. He coached the OJC men exclusively the final two seasons, after leading the men and women simultaneously the previous six years.

In six seasons with the Lady Rattlers, Moser compiled a 137-41 record and won five straight conference championships from 1998-02. With the men, he registered a 172-68 mark, winning four league titles.

MOSER AT A GLANCE

Education:

- B.A., Social Sciences, 1998

Coaching Experience

- 1998-2006: Otero Junior College - Men's Head Coach
- 2000-06: Otero Junior College - Women's Head Coach
- 2006-07: Alaska-Anchorage - Head Coach
- 2012-Present: Colorado State - Assistant Coach

Coaching Honors

- Nine coach-of-the-year awards (1998-2006)
- NGAC Coach of the Year (2006-07)
- NGAC Coach of the Year (2008-09)
- WBCA D-II West Region Coach of the Year (2008-09)
- NGAC Coach of the Year (2011-12)

Titles

- Five conference championships 1998-2002 (OJC)
- NCAA West Region 2007-08 (UAA)
- GNAC regular-season 2008-09 (UAA)
- NCAA West Region 2008-09 (UAA)
- GNAC tournament 2010-11 (UAA)
- GNAC regular-season 2011-12 (UAA)
- GNAC tournament 2011-12 (UAA)
- NCAA West Region 2011-12 (UAA)

Moser's student-athletes at OJC compiled an even more incredible record of success in the classroom, with the men ranking among the nation's top five teams in terms of grade-point average for five straight years, and the women holding a top-10 academic rank for six years in a row. During Moser's 14 combined seasons as head coach, the Rattlers produced 15 Academic All-Americans, 52 Academic All-Region performers, and all but one player graduated from the two-year school.

In 20 seasons as a head coach, Moser has accumulated a 474-130 record, with 14 combined seasons spent on the junior college level (eight men/six women) and six on the D-II level. His tally on the women's side is 302-62.

Moser received his bachelor's degree in social sciences from Colorado State-Pueblo in 1998.

MANDY KOUPAL

Assistant Coach | Second Season | South Dakota; '04, '10

Mandy Koupal begins her second season on the CSU women's basketball staff as an assistant coach, making the leap from director of operations after one year with the Rams.

Koupal joined Head Coach Ryun Williams from the University of South Dakota. She was a part of the staff that helped guide the Coyotes to a 76-47 mark in their first four years of the transition to Division I competition.

While at USD, Koupal helped guide the Coyotes to a berth in the Women's National Invitational Tournament for the first time in 2011-12 and the Women's Basketball Invitational tournament in 2010-11.

Koupal, a native of Wagner, S.D., spent her first two seasons as a graduate assistant on the USD staff before becoming a full-time member in 2010.

Before Koupal returned to her alma mater, she was an assistant coach for Watertown Arrows girls basketball team from 2004-2008. She helped lead the team to the State AA Championship in 2007 and a third place finish in state in 2008. While at Watertown High School, Koupal also taught fourth grade.

Prior to beginning her coaching career at Watertown, High School, Koupal enjoyed a decorated playing career at the University of South Dakota under current assistant coach Chad Lavin. She ranks as one of the greatest players in school history, finishing as USD's career leader in scoring with 2,142 points in just three seasons. Upon graduation, her 2,496 career points ranked sixth all-time in NCAA Division II. She also owns the top three single-season scoring marks (806, 740 and 596) and she is the only player in North Central Conference history to win three straight NCC MVP honors. A three-time all-American, Koupal was an academic all-American, a two-time National Player of the Year.

Koupal graduated from USD in 2004 with bachelor's degree in elementary education and completed her master's degree in educational administration in May 2010.

KOUPAL AT A GLANCE

Education:

- B.A., Elementary Education, 2004
- M.A., Educational Administration, 2010

Playing Experience

- South Dakota: 2001-04

Playing Accomplishments

- 2,142 career points
  (First at South Dakota; Sixth in NCAA DII)
- Three-time All-American
- Three-time NCC MVP
- Two-time National Player of the Year

Coaching Experience

- 2008-2010: South Dakota - Graduate Assistant
- 2010-2012: South Dakota - Assistant Coach
- 2013-Present: Colorado State - Assistant Coach

KIM AUSTIN MBADINGA-NZAMBA

Director of Operations | Second Season | Colorado State; '98

Kim Austin Mbadinga-Nzamba begins her second season with Colorado State women's basketball as the director of women's basketball operations for the Rams.

Mbadinga returned to her alma mater after six seasons as an assistant coach at Rice.

While at Rice, Mbadinga served as the staff's recruiting coordinator and worked with the Owl's perimeter players. She also oversaw the student-athletes academic progress in conjunction with the athletic academic advising team and compliance with the NCAA Clearinghouse and NCAA by-laws.

She joined the Rice staff after serving as an assistant at Southern Polytechnic State in Marietta, Ga. At the NAIA school, Mbadinga coached the post players in addition to serving as recruiting coordinator, scheduling coordinator and supervisor for weight training and conditioning.

Prior to working with Southern Poly, Mbadinga spent one year as an assistant with Life University, also in Marietta, Ga., after a two-year stint at Saint Louis University. She organized team travel, coordinated the film exchange and aided in recruiting in addition to her on-court coaching duties with both programs.

Mbadinga is a 1998 graduate of Colorado State with a B.A. in social sciences and a minor in sociology. She was a four-year letterwinner for the Rams, helping them to the Western Athletic Conference regular season and tournament titles, then the program's first NCAA tournament bid in 1996 under head coach Greg Williams.

As a senior captain, Mbadinga helped lead Colorado State to the WAC Mountain Division title and a trip to the NCAA tournament second round in 1998 with teammates Becky Hammon and Katie Cronin. During her career the Rams won 20 or more games in three seasons, advancing the NCAA tournament twice.

After graduating from CSU, Mbadinga spent one season playing professionally for Salon Palloilidat Salpa in Finland where she averaged 18 points and nine rebounds. In high school, she was a 1993-94 Street & Smith's All-America Honorable Mention and a Basketball Congress International All-American.

Kim, a native of El Paso, Texas, and her husband, Eric Mbadinga-Nzamba, have three children.

MEGAN MARDESEN

Video Coordinator | Second Season | Wayne State; '09, '10

Megan Mardesen begins her second season with the Colorado State women's basketball staff after two seasons as an assistant women's basketball coach at Southwest Minnesota State University. She assists the team in the film coordinator position.

While Mardesen was an assistant coach at Southwest Minnesota State University, she was a film coordinator responsible for film editing, film exchange, camera and recording equipment set up for home games, and editing and creating the team's introduction and highlight videos. Mardesen's duties as assistant coach encompassed academic liaison, recruiting, travel coordinator, compliance, equipment, event planner, fundraising, coaching duties, social media, and scheduling.

Mardesen is a 2009 graduate from Wayne State College where she received a degree in psychology. While obtaining her degree she was also the student assistant women's basketball coach until she graduated, then she became a volunteer assistant coach at the University of South Dakota for one season and helped as an equipment manager during the season after. She received her master's degree from Southwest Minnesota State University in 2012.

Jacquelyn Harris
Strength & Conditioning

Marcie Johnston
Administrative Asst.

Kyle Kotrous
Equipment Manager

Darren Morgan
Marketing

Annie Lopez
Athletic Trainer

Danielle Marshall
Media Relations

Becky Orr
Academic Services

Dr. Sean Grey

Dr. Rocci Trumper

Dr. Steve Yemm

Medical Support Staff

The medical support staff at Colorado State University is second to none. The experienced staff that works with CSU student-athletes is charged with evaluating, diagnosing, treating and rehabilitating athletes in each of the Rams' 16 varsity programs. Along with the Colorado State athletic training staff, CSU's medical team enjoys state-of-the-art facilities and equipment that give Ram athletes the ability to be successful.

ATHLETICS SENIOR STAFF

John Morris
Deputy Athletic Director

Jim Francis
NCAA Faculty Athletics Representative

Albert Bimper, Jr.
Sr. Assoc. AD/Diversity & Inclusion

Steve Cottingham
Sr. Assoc. AD/Business Ops/CFO

David Crum
Sr. Assoc. AD/Development

Terry DeZeeuw
Assoc. A.D. for Sports Performance

Jason Layton
Sr. Assoc. AD/Sales & Marketing

Doug Max
Sr. Assoc. AD/Facilities Operations

Gary Ozzello
Sr. Assoc. AD/Community Rel.

Christine Susemihl
Sr. Assoc. AD/Administration/SWA

Shalini Shanker
Assoc. AD/Compliance

Steve McDonnell
Dir. of Student-Athlete Support Services

Matt Klein
Asst. AD/Business Operations

Jay McMillin
Asst. AD/Development

Mark Paquette
Asst. AD/Facilities Operations

2013-14 Juniors
Gritt Ryder, AJ Newton, Victoria Wells, Kara Spotton

STUDENT ATHLETES

Hayley Thompson 28-29
Hanne Mestdagh 30
Emily Johnson 31
Sam Martin 32-33
Kara Spotton 34-35
Alicia Nichols 36
Caitlin Duffy 37
AJ Newton | Victoria Wells 38
Stine Austgulen | Emilie Hesseldal | Gritt Ryder 39
Ellen Nystrom | Gabby Frykbo | Elin Gustavsson 40

3 HAYLEY THOMPSON

Senior | G | 6-1 | Denver, Colo. | Mullen

2012-13

Started in 23 of 28 games played for the Rams in 2012-13, including 16 consecutive starts to close out the year... Ranked 14th in the Mountain West in defensive rebounds, averaging 3.8 per game... Registered two double figure scoring games and two double-digit rebounding contests on the season.

- Scored game-winning shot in final seconds at Nevada, while tallying career-high 11 rebounds.
- Recorded seven rebounds and season-high 11 points, including a put-back score in the final seconds for the win at Boise State.
- Led the team with 10 rebounds at Fresno State.
- Averaged 3.6 points and 4.0 boards for CSU.

2011-12

Started in 22 out of 27 games for the Rams after nursing an early-season ankle injury... Averaged 5.1 points and 3.7 rebounds in 28.3 minutes per game... Tallied first career double-double vs. Boise State with career-highs 15 points and 10 rebounds.

2010-11

As a freshman, was one of only three Rams to see action in all 30 contests, including 21 starts...Ranks third all-time in individual three-point percentage in a single season at CSU with .440 (minimum 50 attempts)...Averaged 5.3 points and 3.5 rebounds per game in an average 26.2 minutes of action.

Mullen High School

Four-year letterwinner in basketball...As a junior posted 11.2 points per game while leading the team in rebounds (7.4 per game)...Was named fi rst-team all-Centennial League her sophomore, junior and senior years...Received fi rst-team all-state honors from MaxPreps and the Denver Post...Was a McDonald's All-American nominee... Team captain junior and senior years...Selected to play in "The Show" and the Colorado Coaches Association All-State Game... Played against current teammate Sam Martin.

Personal

Full name is Hayley Thompson...Born Oct. 4, 1991, in Denver, Colo....Parents are Rick and Kris Thompson...Father, Rick, is a CSU graduate and played baseball for the Rams...Has one older half sister, Shanna...Was junior and senior class president...Was part of National Honor Society and Spanish Honor Society...Undeclared major at Colorado State.

2012-13 GAME-BY-GAME

Opponent (Date)	GS	Min	FG-FA	Pct	3FG-FA	Pct	FT-FTA	Pct	OR-DR	TR	PF	A	TO	Blk	Stl	Pts
MONTANA STATE (11/11)	*	26	0-7	.000	0-5	.000	0-0	.000	0-5	5	0	0	0	1	0	0
N. COLORADO (11/13)	*	20	2-7	.286	0-4	.000	0-0	.000	0-0	0	0	1	1	1	1	4
SEATTLE (11/17)	*	20	1-2	.500	1-1	1.000	0-0	.000	0-4	4	1	0	2	0	1	3
TOLEDO (11/20)	*	5	0-0	.000	0-0	.000	0-0	.000	0-0	0	0	0	0	0	0	0
at Loyola Marymount (11/28)		DNP														
at Bowling Green (12/1)		DNP														
at Colorado (12/5)		13	0-1	.000	0-1	.000	0-0	.000	0-2	2	0	1	0	1	1	0
at Tulsa (12/08)	*	31	3-9	.333	1-4	.250	0-0	.000	0-6	6	4	1	1	1	2	7
CSU BAKERSFIELD (12/16)	*	13	1-4	.250	0-1	.000	0-0	.000	0-1	1	0	0	0	0	1	2
DENVER (12/20)	*	14	0-3	.000	0-2	.000	0-0	.000	0-1	1	1	0	1	1	0	0
vs Providence (12/29)		15	0-1	.000	0-0	.000	1-2	.500	0-2	2	1	0	0	0	1	1
at Fordham (12/30)		10	1-3	.333	1-3	.333	0-0	.000	0-1	1	0	0	0	0	1	3
SD MINES (01/04)		13	1-6	.167	1-5	.200	0-0	.000	0-2	2	0	1	2	1	2	3
SAN DIEGO STATE (01/13)		17	2-4	.500	2-3	.667	2-2	1.000	0-6	6	0	1	0	0	0	8
at Air Force (1/16)	*	23	0-3	.000	0-2	.000	0-0	.000	0-5	5	2	1	1	0	1	0
at UNLV (01/20)	*	30	3-6	.500	0-1	.000	0-0	.000	0-2	2	0	3	0	1	3	6
NEW MEXICO (01/23)	*	36	0-2	.000	0-2	.000	0-0	.000	0-3	3	1	1	0	0	0	0
FRESNO STATE (01/27)	*	25	1-3	.333	1-3	.333	0-0	.000	0-2	2	1	1	1	0	0	3
at Boise State (01/30)	*	35	4-9	.444	2-5	.400	1-2	.500	2-5	7	1	3	1	2	0	11
at Wyoming (2/2)	*	25	4-9	.444	2-4	.500	0-0	.000	0-2	2	5	2	1	2	1	10
NEVADA (02/06)	*	40	2-9	.222	1-4	.250	4-7	.571	1-6	7	1	2	2	0	3	9
at San Diego State (02/13)	*	24	0-3	.000	0-3	.000	0-0	.000	0-1	1	0	0	0	0	1	0
AIR FORCE (02/16)	*	36	2-3	.667	2-3	.667	2-2	1.000	0-8	8	1	0	3	0	1	8
UNLV (02/20)	*	30	2-6	.333	1-4	.250	0-1	.000	0-6	6	3	1	3	1	0	5
at New Mexico (2/23)	*	28	2-3	.667	1-2	.500	0-0	.000	0-3	3	0	1	1	0	2	5
at Fresno State (2/27)	*	36	0-7	.000	0-6	.000	0-0	.000	0-10	10	1	2	3	1	0	0
BOISE STATE (03/02)	*	37	2-7	.286	1-4	.250	2-2	1.000	1-8	9	1	2	0	0	2	7
WYOMING (03/06)	*	25	0-4	.000	0-4	.000	0-0	.000	0-2	2	0	2	1	1	0	0
at Nevada (3/9)	*	37	1-5	.200	0-1	.000	0-0	.000	1-10	11	0	3	2	0	1	2
vs Wyoming (03/14)	*	23	1-4	.250	1-4	.250	0-0	.000	0-3	3	3	0	0	0	2	3
Totals	**23**	**687**	**35-130**	**.269**	**18-81**	**.222**	**12-18**	**.667**	**5-106**	**111**	**27**	**29**	**26**	**14**	**27**	**100**

THOMPSON'S CAREER STATISTICS

				TOTAL			3-PTS						REBOUNDS										
Year	GP-GS	Min	Avg	FG	FGA	Pct	3FG	FGA	Pct	FT	FTA	Pct	Off	Def	Tot	Avg	PF-FO	A	TO	Blk	Stl	Pts	Avg
2010-11	30-21	785	26.2	57	152	.375	22	50	.440	22	34	.647	27	78	105	3.5	50-1	46	35	16	21	158	5.3
2011-12	27-22	763	28.3	54	142	.380	12	39	.308	17	32	.531	23	77	100	3.7	34-0	50	44	9	25	137	5.1
2012-13	28-23	687	24.5	35	130	.269	18	81	.222	12	18	.667	5	106	111	4.0	27-1	29	26	14	27	100	3.6
TOTAL	85-66	2235	26.3	146	424	.344	52	170	.306	51	84	.607	55	261	316	3.7	111-2	125	105	39	73	395	4.6

2011-12 GAME-BY-GAME

Opponent (Date)	GS	Min	FG-FA	Pct	3FG-FA	Pct	FT-FTA	Pct	OR-DR	TR	PF	A	TO	Blk	Stl	Pts
at Northern Iowa (11/11)		DNP														
Arizona State (11/13)		DNP														
Tulsa (11/17)		DNP														
Colorado (11/20)		13	2-2	1.000	1-1	1.000	0-2	.000	1-1	2	0	1	0	0	1	5
at Denver (11/23)		27	2-4	.500	0-0	.000	0-0	.000	1-2	3	3	3	3	0	0	4
at Montana State (11/29)	*	30	2-6	.333	0-2	.000	1-2	.500	0-4	4	0	2	1	1	1	5
at Northern Colorado (12/2)	*	34	1-7	.143	0-1	.000	0-0	.000	1-3	4	1	3	3	0	1	2
at Toledo (12/4)		28	0-4	.000	0-2	.000	1-2	.500	1-5	6	0	2	0	1	0	1
North Dakota (12/8)	*	30	3-5	.600	0-0	.000	0-2	.000	3-1	4	0	2	1	0	0	6
Maryville (12/11)	*	29	2-7	.286	1-1	1.000	2-2	1.000	2-6	8	1	4	1	1	2	7
vs Michigan State (12/20)		22	0-0	.000	0-0	.000	0-0	.000	1-1	2	1	2	5	0	0	0
vs Indiana (12/21)		24	3-5	.600	0-1	.000	0-0	.000	0-2	2	2	1	1	0	2	6
Bowling Green (12/31)	*	29	2-5	.400	0-1	.000	0-0	.000	2-0	2	1	2	4	0	0	4
at CSU Bakersfield (1/4)	*	25	1-3	.333	0-1	.000	0-0	.000	0-4	4	0	3	2	0	0	2
at Seattle (1/8)	*	25	2-4	.500	0-0	.000	2-2	1.000	1-2	3	2	1	1	0	0	6
Air Force (1/11)	*	24	0-5	.000	0-0	.000	2-4	.500	0-3	3	1	4	0	0	0	2
at TCU (1/14)	*	28	0-5	.000	0-3	.000	0-0	.000	0-2	2	3	0	1	1	2	0
at Boise State (1/17)	*	31	1-4	.250	0-0	.000	2-2	1.000	0-7	7	1	1	2	0	0	4
Wyoming (1/21)	*	36	4-7	.571	1-1	1.000	0-0	.000	0-4	4	2	4	0	0	3	9
New Mexico (1/25)	*	34	3-9	.333	0-1	.000	0-1	.000	1-6	7	1	2	2	0	2	6
at San Diego State (1/28)	*	24	1-4	.250	1-2	.500	1-2	.500	2-1	3	1	1	1	0	0	4
UNLV (2/1)	*	32	4-9	.444	0-2	.000	0-1	.000	1-3	4	1	1	3	1	0	8
at Air Force (2/4)	*	27	2-4	.500	1-2	.500	0-0	.000	1-3	4	2	0	2	0	1	5
TCU (2/11)	*	31	5-8	.625	2-4	.500	2-4	.500	1-1	2	1	0	3	0	2	14
Boise State (2/14)	*	28	1-3	.333	1-2	.500	2-2	1.000	1-0	1	2	2	0	1	1	5
at Wyoming (2/18)	*	41	3-9	.333	1-3	.333	1-2	.500	0-1	1	2	2	1	0	2	8
at New Mexico (2/22)	*	30	1-5	.200	0-2	.000	0-0	.000	1-2	3	3	0	2	0	1	2
San Diego State (2/25)	*	29	2-5	.400	1-3	.333	0-0	.000	0-4	4	2	2	1	1	0	5
at UNLV (2/29)	*	23	1-3	.333	0-1	.000	0-0	.000	1-0	1	0	5	2	1	1	2
vs Boise State (3/7)	*	29	6-10	.600	2-3	.667	1-2	.500	1-9	10	1	0	2	1	3	15
Totals	**22**	**763**	**54-142**	**.380**	**12-39**	**.308**	**17-32**	**.531**	**23-77**	**100**	**34**	**50**	**44**	**9**	**25**	**137**

2010-11 GAME-BY-GAME

Opponent (Date)	GS	Min	FG-FA	Pct	3FG-FA	Pct	FT-FTA	Pct	OR-DR	TR	PF	A	TO	Blk	Stl	Pts
Northern Iowa (11/12)		16	0-1	.000	0-0	.000	1-2	.500	1-6	7	2	0	1	0	1	1
at Florida State (11/18)		24	1-2	.500	0-1	.000	1-3	.333	0-3	3	1	1	0	0	1	3
at North Dakota (11/21)		26	2-3	.667	0-0	.000	4-4	1.000	3-4	7	3	1	2	1	1	8
Denver (11/23)	*	12	0-1	.000	0-1	.000	0-0	.000	0-1	1	1	1	3	1	0	0
Texas Southern (11/27)		27	4-7	.571	2-3	.667	0-1	.000	2-4	6	1	2	1	1	2	10
Texas A&M C. C. (11/28)		24	5-7	.714	0-1	.000	3-4	.750	1-3	4	2	0	0	3	0	13
Northern Colorado (12/2)		11	1-3	.333	1-2	.500	0-0	.000	0-0	0	3	1	0	1	0	3
at Colorado (12/8)		22	1-5	.200	1-2	.500	0-1	.000	0-2	2	1	1	0	0	1	3
at Arizona State (12/11)	*	23	0-3	.000	0-0	.000	0-0	.000	2-3	5	2	2	4	0	1	0
South Dakota (12/20)	*	26	3-7	.429	1-2	.500	0-0	.000	0-4	4	4	2	0	1	1	7
at Western Carolina (12/28)	*	16	0-2	.000	0-0	.000	2-4	.500	1-2	3	2	0	3	0	1	2
at Winthrop (12/30)	*	26	2-8	.250	2-3	.667	3-4	.750	2-3	5	2	3	3	0	0	9
Pepperdine (1/2)	*	18	2-3	.667	1-2	.500	0-0	.000	0-1	1	0	1	1	0	0	5
at Wyoming (1/5)	*	27	3-9	.333	0-2	.000	0-0	.000	0-2	2	0	1	0	0	0	6
New Mexico (1/12)	*	30	5-7	.714	3-3	1.000	0-0	.000	2-3	5	0	1	0	0	1	13
at TCU (1/15)		18	0-2	.000	0-1	.000	0-0	.000	0-1	1	1	1	2	0	0	0
UNLV (1/18)	*	30	3-6	.500	1-2	.500	2-2	1.000	0-3	3	4	0	1	0	0	9
at BYU (1/22)		25	2-5	.400	1-2	.500	0-0	.000	0-4	4	1	0	0	0	1	5
at Air Force (1/25)	*	25	1-5	.200	0-3	.000	2-2	1.000	0-5	5	2	3	1	0	0	4
Utah (1/29)	*	30	1-4	.250	0-0	.000	0-2	.000	0-7	7	1	1	1	1	2	2
at San Diego State (2/2)	*	33	1-5	.200	1-3	.333	0-1	.000	1-2	3	3	1	2	1	0	3
Wyoming (2/5)	*	34	5-7	.714	3-3	1.000	0-0	.000	0-1	1	2	2	2	1	1	13
at New Mexico (2/12)	*	36	3-7	.429	1-3	.333	0-0	.000	4-3	7	1	2	0	1	0	7
TCU (2/16)	*	35	3-10	.300	1-2	.500	0-0	.000	1-1	2	1	3	3	0	0	7
at UNLV (2/19)	*	35	0-5	.000	0-2	.000	4-4	1.000	2-2	4	1	3	2	0	2	4
BYU (2/23)	*	31	2-6	.333	1-2	.500	0-0	.000	1-2	3	1	0	0	2	1	5
Air Force (2/26)	*	35	3-10	.300	0-3	.000	0-0	.000	2-1	3	3	5	2	0	1	6
at Utah (3/2)	*	33	2-6	.333	1-1	1.000	0-0	.000	2-3	5	0	3	0	1	2	5
San Diego State (3/5)	*	26	1-3	.333	0-0	.000	0-0	.000	0-0	0	5	1	1	0	1	2
vs. Air Force (3/8)	*	31	1-3	.333	1-1	1.000	0-0	.000	0-2	2	0	4	0	1	0	3
Totals	**21**	**785**	**57-152**	**.375**	**22-50**	**.440**	**22-34**	**.647**	**27-78**	**105**	**50**	**46**	**35**	**16**	**21**	**158**

5 HANNE MESTDAGH

RS Sophomore | G/F | 5-10 | Ieper, Belguim | St. Katelijne Waver

2012-13
Sat out the 2012-13 season due to a knee injury.

2011-12
Saw action in 10 games for the Rams after missing the first 12 games due to a knee injury...Averaged 5.0 minutes, 0.5 rebounds and 1.3 points per contest.

St. Katelijne Waver Sports School
Played club basketball at St. Katelijne Waver Sports School for two years...Is currently one of the youngest players to be competing in Belgium's Division I League (Senior Women's League)...Over the past two years, averaged 7.2 points and 4.0 rebounds per game and shot 30.0 percent from the three-point line, and 70.0 percent from the charity stripe... Competed in Belgium's fi rst division Women's League, in which her team fi nished in the runner-up spot in the 2010-11 season...The finish qualifi ed her team for the Euro League competition...In 2010, played on Belgium's under 17 national team and helped lead the team to a fourth-place fi nish in the world championships.

Personal
Full name is Hanne Mestdagh...Family lives in Ieper, Belgium, where her father serves as a club basketball coach and her mother works at a bank...One of three children...Older brother played Division I basketball at Eastern Kentucky...Older sister, Kim, played for Colorado State on the women's basketball team...International studies major at Colorado State.

2011-12 GAME-BY-GAME

Opponent (Date)	GS	Min	FG-FA	Pct	3FG-FA	Pct	FT-FTA	Pct	OR-DR	TR	PF	A	TO	Blk	Stl	Pts
at Northern Iowa (11/11)		DNP														
Arizona State (11/13)		DNP														
Tulsa (11/17)		DNP														
Colorado (11/20)		DNP														
at Denver (11/23)		DNP														
at Montana State (11/29)		DNP														
at Northern Colorado (12/2)		DNP														
at Toledo (12/4)		DNP														
North Dakota (12/8)		DNP														
Maryville (12/11)		DNP														
vs Michigan State (12/20)		DNP														
vs Indiana (12/21)		DNP														
Bowling Green (12/31)		5	0-0	.000	0-0	.000	0-0	.000	0-1	1	1	0	0	0	1	0
at CSU Bakersfield (1/4)		1	0-0	.000	0-0	.000	0-0	.000	0-0	0	0	0	0	0	0	0
at Seattle (1/8)		9	1-1	1.000	0-0	.000	0-0	.000	0-1	1	0	1	1	0	0	2
Air Force (1/11)		12	3-4	.750	2-3	.667	0-0	.000	0-2	2	3	1	2	0	0	8
at TCU (1/14)		1	0-0	.000	0-0	.000	0-0	.000	1-0	1	0	0	1	0	0	0
at Boise State (1/17)		DNP														
Wyoming (1/21)		5	0-1	.000	0-1	.000	0-0	.000	0-0	0	0	0	0	0	0	0
New Mexico (1/25)		4	1-2	.500	1-2	.500	0-0	.000	0-0	0	0	1	0	0	0	3
at San Diego State (1/28)		DNP														
UNLV (2/1)		DNP														
at Air Force (2/4)		DNP														
TCU (2/11)		DNP														
Boise State (2/14)		DNP														
at Wyoming (2/18)		DNP														
at New Mexico (2/22)		6	0-1	.000	0-1	.000	0-0	.000	0-0	0	1	0	0	0	0	0
San Diego State (2/25)		3	0-0	.000	0-0	.000	0-0	.000	0-0	0	0	0	0	0	1	0
at UNLV (2/29)		4	0-1	.000	0-1	.000	0-0	.000	0-0	0	2	0	0	0	0	0
vs Boise State (3/7)		DNP														
Totals	**0**	**50**	**5-10**	**.500**	**3-8**	**.375**	**0-0**	**.000**	**1-4**	**5**	**7**	**3**	**4**	**0**	**2**	**13**

MESTDAGH'S CAREER STATISTICS

				TOTAL			3-PTS						REBOUNDS									
Year	GP-GS	Min	Avg	FG	FGA	Pct	3FG	FGA	Pct	FT	FTA	Pct	Off	Def	Tot	Avg	PF-FO	A	TO	Blk	Stl	Pts	Avg
2011-12	10-0	50	5.0	5	10	.500	3	8	.375	0	0	.000	1	4	5	0.5	7-0	3	4	0	2	13	1.3
TOTAL	10-0	50	5.0	5	10	.500	3	8	.375	0	0	.000	1	4	5	0.5	7-0	3	4	0	2	13	1.3

10 EMILY JOHNSON

Sophomore | G | 5-11 | Georgetown, Texas | Georgetown

2012-13

Saw action in 25 games her rookie season... Averaged 1.4 points and 1.2 rebounds per contest.

- Dealt personal-best five assists vs. South Dakota Mines.
- Registered career-high 11 points on 4-of-5 shooting in 25 minutes vs. Toledo.
- Recorded first career block, two steals and three rebounds vs. UNLV.
- Played in first career game vs. Montana State.
- Started in first career game at Tulsa.

Georgetown (Texas) High School

Named a team captain in both her junior and senior seasons... During her senior campaign she was named team MVP, leading the Eagles in scoring (13.2 points per game), assists (3.9 assists per game), steals (2.3 steals per game) and was second in rebounding (5.6 rebounds per game)... Shot 49 percent from the field... Team finished ranked No. 9 in 5A schools in the state of Texas in 2011-12... Voted team MVP senior year... Was Texas Girls Coaches Association all-state as a junior and senior... Finished in the top 10 in seven career categories at Georgetown High School, including fifth in scoring (1,297)... Was Texas Association of Basketball Coaches all-region, first team All-Central Texas, first team all-district and TGCA academic all-state... Also competed in track and field her freshman and sophomore years.

Personal

Full name is Emily Catherine Johnson... Born on April 23, 1994 in Austin, Texas... Parents are Dave and Debbie Johnson... Mother, Debbie, played basketball at Texas... Has one brother, Eric, and one sister, Amanda... Rotary Scholar and National Honor Society member... Graduated in the top five percent of class... Named academic all-state and all-district... Business major at Colorado State.

2012-13 GAME-BY-GAME

Opponent (Date)	GS	Min	FG-FA	Pct	3FG-FA	Pct	FT-FTA	Pct	OR-DR	TR	PF	A	TO	Blk	Stl	Pts
MONTANA STATE (11/11)		3	0-0	.000	0-0	.000	0-0	.000	0-0	0	0	0	2	0	0	0
NORTHERN COLORADO (11/13)		DNP														
SEATTLE (11/17)		6	0-2	.000	0-1	.000	0-0	.000	0-0	0	0	0	0	0	0	0
TOLEDO (11/20)		25	4-5	.800	1-1	1.000	2-3	.667	0-3	3	2	0	1	0	0	11
at Loyola Marymount (11/28)		24	2-10	.200	0-7	.000	0-0	.000	1-3	4	1	0	1	0	0	4
at Bowling Green (12/01)		21	1-5	.200	0-4	.000	0-0	.000	0-2	2	4	0	2	0	0	2
at Colorado (12/5)		18	0-4	.000	0-3	.000	2-2	1.000	0-1	1	2	1	2	0	0	2
at Tulsa (12/08)	*	22	0-3	.000	0-2	.000	2-2	1.000	0-1	1	0	0	2	0	0	2
CSU BAKERSFIELD (12/16)		17	0-2	.000	0-2	.000	0-0	.000	0-0	0	1	2	1	0	1	0
DENVER (12/20)		12	0-3	.000	0-3	.000	0-0	.000	0-0	0	1	2	2	0	0	0
vs Providence (12/29)		7	0-0	.000	0-0	.000	0-0	.000	0-0	0	0	0	0	0	0	0
at Fordham (12/30)		DNP														
SD MINES (01/04)		12	0-5	.000	0-4	.000	0-0	.000	0-3	3	2	5	2	0	1	0
SAN DIEGO STATE (01/13)		7	0-1	.000	0-0	.000	0-0	.000	0-1	1	1	1	0	0	0	0
at Air Force (1/16)		3	0-0	.000	0-0	.000	0-0	.000	0-0	0	0	0	0	0	0	0
at UNLV (01/20)		16	0-2	.000	0-1	.000	0-0	.000	0-1	1	1	1	0	0	1	0
NEW MEXICO (01/23)		6	1-1	1.000	0-0	.000	0-0	.000	0-0	0	0	0	0	0	0	2
FRESNO STATE (01/27)		18	1-1	1.000	1-1	1.000	0-0	.000	0-2	2	0	1	2	0	0	3
at Boise State (01/30)		4	0-0	.000	0-0	.000	0-0	.000	0-0	0	0	0	0	0	0	0
at Wyoming (2/2)		18	1-2	.500	0-1	.000	2-4	.500	2-0	2	0	0	1	0	0	4
NEVADA (02/06)		3	0-0	.000	0-0	.000	0-0	.000	0-0	0	0	0	1	0	0	0
at San Diego State (02/13)		7	0-1	.000	0-1	.000	0-0	.000	0-1	1	0	1	0	0	0	0
AIR FORCE (02/16)		3	0-0	.000	0-0	.000	2-2	1.000	0-1	1	0	0	0	0	0	2
UNLV (02/20)		9	0-3	.000	0-1	.000	0-0	.000	0-3	3	2	2	1	1	2	0
at New Mexico (2/23)		7	0-1	.000	0-0	.000	0-0	.000	0-1	1	0	0	0	0	0	0
at Fresno State (2/27)		7	1-2	.500	0-0	.000	0-0	.000	0-3	3	0	1	1	0	0	2
BOISE STATE (3/2)		DNP														
WYOMING (3/6)		DNP														
at Nevada (3/9)		6	0-2	.000	0-0	.000	0-0	.000	0-1	1	0	0	0	0	0	0
vs Wyoming (3/14)		DNP														
Totals	**1**	**281**	**11-55**	**.200**	**2-32**	**.063**	**10-13**	**.769**	**3-27**	**30**	**17**	**17**	**21**	**1**	**5**	**34**

JOHNSON'S CAREER STATISTICS

				TOTAL			3-PTS						REBOUNDS									
Year	GP-GS	Min	Avg	FG	FGA	Pct	3FG	FGA	Pct	FT	FTA	Pct	Off	Def	Tot	Avg	PF-FO	A	TO	Blk	Stl	Pts	Avg
2012-13	25-1	281	11.2	11	55	.200	2	32	.063	10	13	.769	3	27	30	1.2	17-0	17	21	1	5	34	1.4
TOTAL	25-1	281	11.2	11	55	.200	2	32	.063	10	13	.769	3	27	30	1.2	17-0	17	21	1	5	34	1.4

12 SAM MARTIN

Senior | F | 6-2 | Parker, Colo. | Chaparral

2012-13

Earned second team all-Mountain West honors... Is the second player in program history to reach 1,000 points, 500 rebounds and 100 blocks before her senior campaign... Ranked in the MW in eight statistical categories: 11th in scoring (12.8), seventh in rebounding (6.7), ninth in field-goal percentage (.434), fifth in three-point percentage (.363), 11th in three-pointers made (1.2), fourth in blocks (1.4), sixth in defensive rebounds (4.9) and sixth in minutes played (33.8).

- Only player on the roster to start and play in all 30 games.
- Averaged 12.8 points and 6.7 rebounds per game, both of which were team highs.
- Scored career-high 30 points twice vs. South Dakota Mines and at Wyoming.
- Pulled down career-high 13 boards vs. Denver and at San Diego State.
- Scored double figures in 19 contests and recorded 10 or more rebounds in three games.
- Converted double-digit field goals three times, including a career-high and league-best 13 vs. South Dakota Mines.
- Tallied two double-doubles on the year, first vs. Seattle (14 points, 10 rebounds), then vs. Denver (14 points, 13 rebounds).

2011-12

Was honored with a second-team all-conference selection...Started in team-high 29 out of 30 games for the Rams averaging 13.1 points and team-high 5.8 rebounds per game... Ranked fourth in the nation in free-throw percentage with .901... Scored at or above 20 points in seven contests, tying career-high 28 points three times... Ranked first in the MW in field-goal percentage (.532) and free-throw percentage... Tallied three double-doubles on the season.

2010-11

Received third-team all-Mountain West recognition as a freshman...Started 29 of the 30 games for the Rams, averaging 31.1 minutes per contest...Averaged 13.5 points per game, ranking 18th in the nation in field-goal percentage (.549)...Led team in rebounds per game (6.5)...Had team-leading four double-doubles, including 17 points and 12 rebounds against Air Force in MW tournament...Ranked seven times in the top 15 in MW statistical categories, including second in field-goal percentage and sixth in free-throw percentage, .815.

Chaparral High School

A letterwinner in volleyball and basketball for the Chaparral Wolverines...As a junior, posted 18.8 points, 8.6 rebounds, and 3.8 blocks per game, shattering her own school records established the previous season...Received all-league honors in 2008 and 2009...Also named second-team all-state those years, and was selected to play in "The Show" in 2009...Led her team as a captain both sophomore and junior year...Played club basketball for the Colorado Hoopsters...Slowed by an injury her senior year.

Personal

Full name is Samantha Martin...Born on Nov. 29, 1991, in Orange County,Calif. ...One of three children of Susan and Robert Martin... Mother played tennis at Indiana University of Pennsylvania...Has one younger brother, Walker, and one younger sister, Courtney...History major at Colorado State.

2012-13 GAME-BY-GAME

Opponent (Date)	GS	Min	FG-FA	Pct	3FG-FA	Pct	FT-FTA	Pct	OR-DR	TR	PF	A	TO	Blk	Stl	Pts
MONTANA STATE (11/11)	*	31	5-13	.385	1-4	.250	3-4	.750	2-5	7	4	1	8	0	1	14
N. COLORADO (11/13)	*	37	1-3	.333	0-1	.000	2-2	1.000	2-4	6	3	3	5	3	1	4
SEATTLE (11/17)	*	33	5-13	.385	3-5	.600	1-1	1.000	1-9	10	2	0	4	1	1	14
TOLEDO (11/20)	*	28	1-8	.125	0-5	.000	0-0	.000	0-2	2	1	1	0	1	1	2
at Loyola Marymount (11/28)	*	23	0-2	.000	0-1	.000	2-2	1.000	2-2	4	1	0	2	1	0	2
at Bowling Green (12/01)	*	26	3-7	.429	0-3	.000	0-0	.000	2-3	5	4	0	3	3	1	6
at Colorado (12/5)	*	32	6-16	.375	2-6	.333	2-2	1.000	1-4	5	3	0	1	0	2	16
at Tulsa (12/08)	*	38	5-10	.500	1-6	.167	2-2	1.000	1-4	5	0	2	0	2	2	13
CSU BAKERSFIELD (12/16)	*	28	4-17	.235	0-5	.000	6-8	.750	6-1	7	2	1	3	3	1	14
DENVER (12/20)	*	33	5-11	.455	2-2	1.000	2-2	1.000	4-9	13	4	1	1	2	2	14
vs Providence (12/29)	*	36	6-13	.462	2-5	.400	0-0	.000	1-2	3	3	1	2	1	0	14
at Fordham (12/30)	*	44	5-11	.455	3-6	.500	0-0	.000	1-7	8	2	2	2	1	0	13
SD MINES (01/04)	*	33	13-15	.867	2-3	.667	2-2	1.000	4-5	9	1	3	0	1	1	30
SAN DIEGO STATE (01/13)	*	40	3-7	.429	0-1	.000	0-0	.000	2-4	6	3	1	2	2	0	6
at Air Force (1/16)	*	32	6-13	.462	0-3	.000	5-5	1.000	2-2	4	3	1	3	0	1	17
at UNLV (01/20)	*	35	3-9	.333	1-4	.250	0-0	.000	2-5	7	1	1	6	1	2	7
NEW MEXICO (01/23)	*	35	7-12	.583	2-4	.500	0-2	.000	0-4	4	1	1	1	2	1	16
FRESNO STATE (01/27)	*	30	2-5	.400	0-1	.000	4-5	.800	0-7	7	3	2	2	0	1	8
at Boise State (01/30)	*	36	9-19	.474	4-8	.500	0-0	.000	3-4	7	0	2	2	2	2	22
at Wyoming (2/2)	*	39	12-19	.632	3-4	.750	3-3	1.000	5-2	7	3	1	1	1	1	30
NEVADA (02/06)	*	26	3-5	.600	0-1	.000	1-2	.500	0-7	7	3	3	1	2	1	7
at San Diego State (02/13)	*	39	2-8	.250	0-1	.000	2-2	1.000	3-10	13	1	3	1	0	0	6
AIR FORCE (02/16)	*	32	5-15	.333	1-2	.500	3-5	.600	1-7	8	3	3	1	0	1	14
UNLV (02/20)	*	33	10-17	.588	4-7	.571	1-2	.500	2-6	8	2	3	1	1	1	25
at New Mexico (2/23)	*	37	3-13	.231	0-1	.000	6-6	1.000	1-4	5	3	1	1	2	3	12
at Fresno State (2/27)	*	35	7-12	.583	2-2	1.000	0-0	.000	0-8	8	0	0	1	3	0	16
BOISE STATE (03/02)	*	29	7-16	.438	2-4	.500	0-0	.000	1-8	9	4	0	1	2	0	16
WYOMING (03/06)	*	38	2-7	.286	0-1	.000	0-0	.000	2-5	7	1	2	1	1	0	4
at Nevada (3/9)	*	37	4-14	.286	0-3	.000	0-0	.000	3-2	5	1	2	1	2	0	8
vs Wyoming (03/14)	*	39	6-16	.375	2-3	.667	0-0	.000	2-4	6	1	5	1	1	0	14
Totals	**30**	**1014**	**150-346**	**.434**	**37-102**	**.363**	**47-57**	**.825**	**56-146**	**202**	**63**	**46**	**58**	**41**	**27**	**384**

MARTIN'S CAREER STATISTICS

			TOTAL				3-PTS						REBOUNDS										
Year	GP-GS	Min	Avg	FG	FGA	Pct	3FG	FGA	Pct	FT	FTA	Pct	Off	Def	Tot	Avg	PF-FO	A	TO	Blk	Stl	Pts	Avg
2010-11	30-29	933	31.1	157	286	.549	9	15	.600	66	81	.815	71	125	196	6.5	75-1	51	73	35	19	389	13.0
2011-12	30-29	861	28.7	148	278	.532	15	43	.349	82	91	.901	65	109	174	5.8	77-2	37	61	30	21	393	13.1
2012-13	30-30	1014	33.8	150	346	.434	37	102	.363	47	57	.825	56	146	202	6.7	63-0	46	58	41	27	384	12.8
TOTAL	90-88	2808	31.2	455	910	.500	61	160	.381	195	229	.852	192	380	572	6.4	215-3	134	192	106	67	1166	13.0

2011-12 GAME-BY-GAME

Opponent (Date)	GS	Min	FG-FA	Pct	3FG-FA	Pct	FT-FTA	Pct	OR-DR	TR	PF	A	TO	Blk	Stl	Pts
at Northern Iowa (11/11)	*	37	4-8	.500	0-1	.000	5-6	.833	3-3	6	4	0	4	2	0	13
Arizona State (11/13)	*	41	4-9	.444	2-4	.500	7-8	.875	2-3	5	4	1	2	0	1	17
Tulsa (11/17)	*	24	4-6	.667	1-2	.500	2-2	1.000	3-1	4	1	1	0	1	0	11
Colorado (11/20)	*	27	2-11	.182	1-3	.333	0-0	.000	1-0	1	5	1	1	0	0	5
at Denver (11/23)	*	35	11-16	.688	2-3	.667	4-5	.800	4-9	13	2	1	4	3	0	28
at Montana State (11/29)	*	35	8-14	.571	0-0	.000	5-5	1.000	3-2	5	3	3	3	1	1	21
at Northern Colorado (12/2)	*	34	5-12	.417	0-1	.000	5-5	1.000	6-7	13	2	2	3	1	1	15
at Toledo (12/4)	*	35	8-12	.667	0-2	.000	5-5	1.000	3-4	7	5	1	7	1	1	21
North Dakota (12/8)	*	31	5-8	.625	0-1	.000	2-3	.667	0-3	3	4	1	2	2	1	12
Maryville (12/11)		10	2-4	.500	0-1	.000	0-0	.000	1-1	2	0	0	3	0	0	4
vs Michigan State (12/20)	*	14	0-2	.000	0-0	.000	0-0	.000	0-3	3	2	0	2	1	1	0
vs Indiana (12/21)	*	18	1-5	.200	1-2	.500	2-2	1.000	2-1	3	2	0	1	1	2	5
Bowling Green (12/31)	*	27	5-8	.625	0-1	.000	2-2	1.000	0-4	4	0	0	1	0	1	12
at CSU Bakersfield (1/4)	*	29	9-14	.643	0-2	.000	3-3	1.000	2-7	9	4	0	0	0	0	21
at Seattle (1/8)	*	7	0-2	.000	0-0	.000	1-2	.500	3-1	4	0	1	0	0	0	1
Air Force (1/11)	*	23	7-8	.875	1-1	1.000	2-4	.500	2-4	6	4	0	2	2	1	17
at TCU (1/14)	*	32	11-17	.647	1-2	.500	5-6	.833	4-5	9	2	2	4	1	1	28
at Boise State (1/17)	*	31	8-11	.727	0-0	.000	3-4	.750	2-3	5	2	0	4	3	1	19
Wyoming (1/21)	*	25	5-10	.500	0-0	.000	2-2	1.000	3-3	6	3	1	0	0	2	12
New Mexico (1/25)	*	29	7-14	.500	0-0	.000	1-1	1.000	2-5	7	4	2	1	0	0	15
at San Diego State (1/28)	*	36	4-9	.444	0-2	.000	3-3	1.000	4-3	7	1	3	4	1	0	11
UNLV (2/1)	*	28	2-6	.333	0-1	.000	0-0	.000	5-2	7	4	5	2	2	0	4
at Air Force (2/4)	*	22	6-10	.600	1-1	1.000	7-7	1.000	4-2	6	2	3	0	2	1	20
TCU (2/11)	*	31	2-6	.333	0-0	.000	0-0	.000	1-5	6	2	1	2	0	1	4
Boise State (2/14)	*	32	3-10	.300	0-1	.000	2-2	1.000	1-0	1	1	3	3	1	0	8
at Wyoming (2/18)	*	41	4-10	.400	1-3	.333	6-6	1.000	1-8	9	4	1	2	2	1	15
at New Mexico (2/22)	*	30	7-12	.583	1-2	.500	0-0	.000	0-1	1	2	0	3	1	1	15
San Diego State (2/25)	*	35	4-5	.800	1-2	.500	0-0	.000	1-8	9	2	1	1	0	0	9
at UNLV (2/29)	*	36	9-14	.643	2-4	.500	8-8	1.000	2-9	11	2	2	0	1	1	28
vs Boise State (3/7)	*	26	1-5	.200	0-1	.000	0-0	.000	0-2	2	4	1	0	1	2	2
Totals	**29**	**861**	**148-278**	**.532**	**15-43**	**.349**	**82-91**	**.901**	**65-109**	**174**	**77**	**37**	**61**	**30**	**21**	**393**

2010-11 GAME-BY-GAME

Opponent (Date)	GS	Min	FG-FA	Pct	3FG-FA	Pct	FT-FTA	Pct	OR-DR	TR	PF	A	TO	Blk	Stl	Pts
Northern Iowa (11/12)	*	31	1-6	.167	0-0	.000	3-5	.600	4-2	6	2	2	1	2	0	5
at Florida State (11/18)	*	34	3-8	.375	0-2	.000	1-1	1.000	3-4	7	4	3	4	0	1	7
at North Dakota (11/21)	*	25	1-5	.200	0-0	.000	2-2	1.000	1-4	5	5	0	4	0	2	4
Denver (11/23)	*	35	6-9	.667	0-0	.000	3-5	.600	0-5	5	2	2	3	1	0	15
Texas Southern (11/27)	*	19	2-8	.250	0-0	.000	2-2	1.000	2-3	5	3	0	2	1	0	6
Texas A&M C. C. (11/28)	*	24	11-15	.733	0-0	.000	3-4	.750	5-7	12	4	1	0	1	0	25
Northern Colorado (12/2)	*	31	6-11	.545	1-1	1.000	1-1	1.000	5-4	9	0	1	1	2	0	14
at Colorado (12/8)	*	28	5-9	.556	0-0	.000	0-0	.000	4-3	7	4	1	1	1	2	10
at Arizona State (12/11)	*	32	7-9	.778	2-2	1.000	1-2	.500	2-4	6	2	2	1	1	0	17
South Dakota (12/20)	*	36	10-12	.833	2-2	1.000	2-2	1.000	1-4	5	1	2	2	2	1	24
at Western Carolina (12/28)	*	35	6-9	.667	0-0	.000	8-10	.800	3-5	8	2	2	4	2	1	20
at Winthrop (12/30)	*	27	2-4	.500	0-0	.000	2-2	1.000	0-5	5	4	3	5	0	0	6
Pepperdine (1/2)	*	30	4-8	.500	0-0	.000	0-0	.000	2-6	8	0	0	7	0	0	8
at Wyoming (1/5)	*	27	3-8	.375	1-2	.500	4-4	1.000	2-3	5	2	1	1	3	1	11
New Mexico (1/12)	*	32	5-10	.500	0-0	.000	2-4	.500	3-1	4	2	1	0	2	1	12
at TCU (1/15)	*	31	2-4	.500	1-1	1.000	0-0	.000	1-2	3	1	2	3	2	2	5
UNLV (1/18)	*	36	6-8	.750	0-1	.000	4-4	1.000	2-7	9	2	2	3	2	0	16
at BYU (1/22)	*	34	7-15	.467	0-1	.000	0-0	.000	6-3	9	2	1	3	0	1	14
at Air Force (1/25)	*	29	5-6	.833	0-0	.000	7-9	.778	1-5	6	2	2	5	3	2	17
Utah (1/29)	*	32	5-6	.833	0-0	.000	3-3	1.000	1-3	4	2	1	2	0	0	13
at San Diego State (2/2)	*	23	6-8	.750	0-0	.000	0-0	.000	1-3	4	4	2	0	0	0	12
Wyoming (2/5)	*	34	6-9	.667	0-0	.000	0-0	.000	0-2	2	2	3	2	0	2	12
at New Mexico (2/12)		32	5-10	.500	0-0	.000	0-0	.000	1-6	7	4	1	2	3	0	10
TCU (2/16)	*	37	5-9	.556	0-0	.000	0-0	.000	1-5	6	2	2	2	3	0	10
at UNLV (2/19)	*	31	7-10	.700	1-1	1.000	1-2	.500	1-5	6	4	0	1	3	2	16
BYU (2/23)	*	36	3-10	.300	0-0	.000	4-4	1.000	3-7	10	4	2	4	0	0	10
Air Force (2/26)	*	29	8-16	.500	1-1	1.000	4-4	1.000	3-7	10	1	3	1	1	0	21
at Utah (3/2)	*	33	5-12	.417	0-1	.000	1-2	.500	2-0	2	1	1	3	0	0	11
San Diego State (3/5)	*	38	7-18	.389	0-0	.000	7-8	.875	5-4	9	3	4	1	0	1	21
vs. Air Force (3/8)	*	32	8-14	.571	0-0	.000	1-1	1.000	6-6	12	4	4	5	0	0	17
Totals	**29**	**933**	**157-286**	**.549**	**9-15**	**.600**	**66-81**	**.815**	**71-125**	**196**	**75**	**51**	**73**	**35**	**19**	**389**

20 KARA SPOTTON

Junior | F | 6-2 | Fort Collins, Colo. | Rocky Mountain

2012-13

Started five of 26 games played for CSU... Tallied first career double-double vs. Toledo, registering 12 points and 16 rebounds; the most rebounds by any Ram in a single game since Amaka Uzomah (2007-09).

- Scored double figures in four games.
- Recorded a career-high 19 points vs. South Dakota Mines.
- Averaged 5.0 points and 2.6 rebounds per game.

2011-12

Played in all 30 games, starting in eight...On Jan. 4, at Bakersfield set career highs in points (17), field goals made (seven)... Averaged 4.3 points and 3.2 rebounds in 18.7 minutes played per game.

Rocky Mountain High School

Averaged 14.1 points and 9.0 rebounds for the Lobos and shot .490 from the fi eld as a junior...As a senior averaged 17.0 points, 9.0 rebounds, 3.1 steals, 1.9 assists and 1.7 blocks...Scored 425 points that year...Particpated in Denver's "The Show"...Second-team all-state selection...Four-time all-conference selection...Ranked 98th in the country by ESPN Hoopgurlz...Earned first-team academic all-state honors her junior and senior year.

Personal

Full name is Kara Ann Miranda Spotton...Born on Jan. 29, 1993, in Belleville, Ontario, Canada...Parents are Theresa and James Spotton...Has two brothers, Chris, 23, and Matt, 21, and one sister, Katie, 14...Health and exercise science major at Colorado State.

2012-13 GAME-BY-GAME

Opponent (Date)	GS	Min	FG-FA	Pct	3FG-FA	Pct	FT-FTA	Pct	OR-DR	TR	PF	A	TO	Blk	Stl	Pts
MONTANA STATE (11/11)		19	4-7	.571	0-0	.000	2-4	.500	5-1	6	2	1	0	1	2	10
NORTHERN COLORADO (11/13)		14	1-5	.200	0-0	.000	1-2	.500	1-5	6	3	0	3	2	0	3
SEATTLE (11/17)		18	8-12	.667	0-0	.000	0-0	.000	3-2	5	3	1	3	0	0	16
TOLEDO (11/20)		25	5-13	.385	0-2	.000	2-3	.667	6-10	16	0	0	0	0	0	12
at Loyola Marymount (11/28)		20	2-12	.167	0-1	.000	0-0	.000	0-1	1	4	0	2	1	2	4
at Bowling Green (12/01)		19	1-7	.143	0-1	.000	2-4	.500	0-4	4	1	0	0	0	0	4
at Colorado (12/5)	*	24	1-9	.111	0-0	.000	0-0	.000	2-2	4	3	0	1	1	0	2
at Tulsa (12/08)		11	0-0	.000	0-0	.000	0-0	.000	0-2	2	0	0	4	1	0	0
CSU BAKERSFIELD (12/16)		17	4-6	.667	0-0	.000	0-2	.000	3-3	6	2	0	1	0	2	8
DENVER (12/20)		20	2-6	.333	0-0	.000	2-4	.500	0-1	1	5	2	1	0	1	6
vs Providence (12/29)	*	18	2-6	.333	0-0	.000	7-8	.875	1-2	3	4	0	3	0	0	11
at Fordham (12/30)	*	14	4-7	.571	0-0	.000	0-0	.000	1-3	4	1	1	2	0	0	8
SD MINES (01/04)	*	20	9-12	.750	0-0	.000	1-2	.500	0-1	1	4	2	1	3	3	19
SAN DIEGO STATE (01/13)	*	24	3-10	.300	0-1	.000	1-1	1.000	2-2	4	3	0	3	0	1	7
at Air Force (1/16)		13	2-5	.400	1-1	1.000	2-2	1.000	0-1	1	2	0	2	0	1	7
at UNLV (01/20)		13	3-3	1.000	0-0	.000	0-0	.000	0-0	0	3	0	1	0	0	6
NEW MEXICO (01/23)		15	1-4	.250	0-0	.000	2-2	1.000	2-0	2	2	0	0	0	1	4
FRESNO STATE (01/27)		4	0-0	.000	0-0	.000	0-0	.000	0-0	0	0	0	0	0	0	0
at Boise State (01/30)		1	0-1	.000	0-0	.000	0-0	.000	0-0	0	0	0	0	0	0	0
at Wyoming (2/2)		2	0-0	.000	0-0	.000	0-0	.000	0-0	0	3	0	0	0	0	0
NEVADA (02/06)		4	0-0	.000	0-0	.000	0-0	.000	0-0	0	0	0	0	0	0	0
at San Diego State (02/13)		7	0-2	.000	0-0	.000	0-0	.000	1-0	1	0	0	0	0	0	0
AIR FORCE (02/16)		3	0-0	.000	0-0	.000	2-2	1.000	0-0	0	1	0	1	0	0	2
UNLV (02/20)		4	0-0	.000	0-0	.000	0-0	.000	1-0	1	1	0	1	1	0	0
at New Mexico (2/23)		2	0-1	.000	0-0	.000	0-0	.000	0-0	0	1	1	0	0	0	0
at Fresno State (2/27)		2	0-0	.000	0-0	.000	0-0	.000	0-0	0	1	0	0	0	0	0
BOISE STATE (3/2)		DNP														
WYOMING (3/6)		DNP														
at Nevada (3/9)		DNP														
vs. Wyoming (3/14)		DNP														
Totals	**5**	**333**	**52-128**	**.406**	**1-6**	**.167**	**24-36**	**.667**	**28-40**	**68**	**49**	**8**	**29**	**10**	**13**	**129**

SPOTTON'S CAREER STATISTICS

				TOTAL					3-PTS						REBOUNDS							
Year	GP-GS	Min	Avg	FG	FGA	Pct	3FG	FGA	Pct	FT	FTA	Pct	Off	Def	Tot	Avg	PF-FO	A	TO	Blk	Stl	Pts	Avg
2011-12	30-8	560	18.7	51	132	.386	0	4	.000	26	37	.703	45	51	96	3.2	66-3	14	55	7	20	128	4.3
2012-13	26-5	333	12.8	52	128	.406	1	6	.167	24	36	.667	28	40	68	2.6	49-1	8	29	10	13	129	5.0
TOTAL	56-13	893	15.9	103	260	.396	1	10	.100	50	73	.685	73	91	164	2.9	115-4	22	84	17	33	257	4.6

2011-12 GAME-BY-GAME

Opponent (Date)	GS	Min	FG-FA	Pct	3FG-FA	Pct	FT-FTA	Pct	OR-DR	TR	PF	A	TO	Blk	Stl	Pts
at Northern Iowa (11/11)	*	24	1-3	.333	0-0	.000	2-2	1.000	2-1	3	5	2	2	0	2	4
Arizona State (11/13)	*	32	1-7	.143	0-0	.000	1-2	.500	3-4	7	5	0	1	0	1	3
Tulsa (11/17)	*	22	0-5	.000	0-1	.000	0-0	.000	1-3	4	5	0	4	0	1	0
Colorado (11/20)		15	2-4	.500	0-0	.000	2-2	1.000	1-2	3	0	0	1	0	0	6
at Denver (11/23)		0	0-0	.000	0-0	.000	0-0	.000	0-0	0	0	0	0	0	0	0
at Montana State (11/29)		15	2-8	.250	0-0	.000	3-4	.750	6-1	7	3	0	1	0	0	7
at Northern Colorado (12/2)		10	0-1	.000	0-0	.000	0-0	.000	2-3	5	0	0	2	1	0	0
at Toledo (12/4)		14	0-4	.000	0-0	.000	0-0	.000	1-1	2	1	0	2	1	0	0
North Dakota (12/8)		7	0-0	.000	0-0	.000	0-0	.000	0-0	0	0	0	1	0	0	0
Maryville (12/11)	*	23	4-6	.667	0-0	.000	1-2	.500	4-2	6	3	1	1	0	2	9
vs Michigan State (12/20)	*	33	3-8	.375	0-2	.000	1-2	.500	3-3	6	3	1	2	1	1	7
vs Indiana (12/21)	*	33	1-6	.167	0-0	.000	0-0	.000	2-2	4	4	1	0	0	0	2
Bowling Green (12/31)		19	2-6	.333	0-0	.000	3-4	.750	1-1	2	4	0	1	0	0	7
at CSU Bakersfield (1/4)	*	37	7-9	.778	0-0	.000	3-4	.750	3-4	7	2	2	4	0	1	17
at Seattle (1/8)	*	31	4-10	.400	0-0	.000	3-4	.750	2-1	3	4	0	6	0	1	11
Air Force (1/11)		22	1-2	.500	0-0	.000	0-0	.000	1-2	3	2	0	4	0	2	2
at TCU (1/14)		11	0-2	.000	0-0	.000	0-0	.000	0-0	0	3	2	1	0	0	0
at Boise State (1/17)		16	0-6	.000	0-0	.000	0-0	.000	2-1	3	1	1	2	0	0	0
Wyoming (1/21)		10	0-0	.000	0-0	.000	0-0	.000	0-3	3	2	0	2	0	1	0
New Mexico (1/25)		15	2-4	.500	0-0	.000	0-0	.000	0-1	1	0	1	0	0	2	4
at San Diego State (1/28)		20	3-4	.750	0-0	.000	0-0	.000	1-0	1	4	0	4	0	2	6
UNLV (2/1)		14	2-3	.667	0-0	.000	0-1	.000	0-1	1	2	0	2	0	0	4
at Air Force (2/4)		27	4-8	.500	0-1	.000	1-2	.500	3-5	8	1	0	4	3	1	9
TCU (2/11)		13	3-4	.750	0-0	.000	0-0	.000	0-1	1	2	0	0	0	0	6
Boise State (2/14)		17	3-7	.429	0-0	.000	3-4	.750	0-3	3	2	0	0	0	0	9
at Wyoming (2/18)		23	3-4	.750	0-0	.000	3-4	.750	3-2	5	3	1	1	0	2	9
at New Mexico (2/22)		19	0-2	.000	0-0	.000	0-0	.000	0-3	3	1	1	1	0	1	0
San Diego State (2/25)		10	0-0	.000	0-0	.000	0-0	.000	1-0	1	1	0	2	0	0	0
at UNLV (2/29)		10	1-3	.333	0-0	.000	0-0	.000	1-0	1	1	0	3	0	0	2
vs Boise State (3/7)		18	2-6	.333	0-0	.000	0-0	.000	2-1	3	2	1	1	1	0	4
Totals	**8**	**560**	**51-132**	**.386**	**0-4**	**.000**	**26-37**	**.703**	**45-51**	**96**	**66**	**14**	**55**	**7**	**20**	**128**

24 ALICIA NICHOLS

Senior | F | 6-0 | Brush, Colo. | Northeastern Junior College

2012-13

Played in all 30 games for the Rams, starting in 12... Shot a .432 percentage from the field, ranking second on the team.

- Scored double figures in seven games
- Recorded a career-high 14 points vs. UNLV.
- Pulled down a career-high 10 rebounds, including six offensive boards at Loyola Marymount.
- Averaged 5.7 points, 3.2 rebounds, and 23.4 minutes per game.

Northeastern Junior College

All-region IX player in 2011 and 2012... Member of Phi Theta Kappa... Named to thepresidents honor roll... Earned associates degree in general studies.

Brush High School

Participated in basketball, volleyball and track and field all four years... Helped her team advance to the third-place game in the 3A state tournament in 2009 and the regional round 2010...Was named all-state in basketball in 2009 and 2010... Was also named all-state honorable mention in track in 2007, 2008 and 2009 and volleyball in 2010... Earned all-conference accolades in basketball all four years, volleyball in 2008, 2009 and 2010, and track in 2007, 2008 and 2009... Held records in career points (1,133),rebounds (924), steals (299)and assists (381), season rebounds (356; 2008-09)and season assists (148; 2009-10), single-game steals (14; 2009) and assists (12; 2009)... Was a member of the National Honor Society and thehonor roll.

Personal

Full name is Alicia Katharina Nichols... Was born on April 12, 1992 to Bill and Peri Nichols... Father attended CSU... Has two brothers, Ryan and Aaron, and one sister Carli... Animal science major at Colorado State.

2012-13 GAME-BY-GAME

Opponent (Date)	GS	Min	FG-FA	Pct	3FG-FA	Pct	FT-FTA	Pct	OR-DR	TR	PF	A	TO	Blk	Stl	Pts
MONTANA STATE (11/11)		21	1-2	.500	0-0	.000	0-0	.000	1-1	2	4	0	2	0	0	2
NORTHERN COLORADO (11/13)		22	4-6	.667	3-5	.600	0-0	.000	1-3	4	1	0	1	1	2	11
SEATTLE (11/17)		20	0-1	.000	0-1	.000	2-4	.500	2-0	2	4	0	0	0	0	2
TOLEDO (11/20)		23	3-4	.750	1-2	.500	0-0	.000	0-2	2	1	0	1	2	0	7
at Loyola Marymount (11/28)	*	28	2-7	.286	1-4	.250	3-4	.750	6-4	10	0	1	3	0	2	8
at Bowling Green (12/01)	*	33	1-6	.167	0-4	.000	3-4	.750	0-4	4	0	1	1	2	1	5
at Colorado (12/5)	*	26	1-2	.500	0-0	.000	0-0	.000	2-1	3	1	0	1	1	1	2
at Tulsa (12/08)	*	20	3-4	.750	3-3	1.000	1-2	.500	0-4	4	4	0	2	0	0	10
CSU BAKERSFIELD (12/16)	*	21	0-1	.000	0-0	.000	0-0	.000	2-1	3	1	0	2	0	2	0
DENVER (12/20)	*	27	2-7	.286	0-4	.000	2-2	1.000	1-2	3	0	0	2	0	0	6
vs Providence (12/29)	*	29	4-8	.500	2-4	.500	0-0	.000	3-3	6	3	1	3	1	1	10
at Fordham (12/30)	*	45	2-7	.286	0-2	.000	0-0	.000	2-4	6	3	2	3	1	1	4
SD MINES (01/04)	*	18	4-7	.571	0-2	.000	1-1	1.000	1-3	4	1	2	0	0	2	9
SAN DIEGO STATE (01/13)	*	27	2-5	.400	1-1	1.000	0-2	.000	0-3	3	3	0	2	0	1	5
at Air Force (1/16)	*	35	1-3	.333	0-1	.000	4-6	.667	1-8	9	3	1	1	1	3	6
at UNLV (01/20)	*	16	0-0	.000	0-0	.000	0-0	.000	0-1	1	0	1	5	1	2	0
NEW MEXICO (01/23)		6	0-1	.000	0-1	.000	0-0	.000	0-0	0	0	0	1	0	0	0
FRESNO STATE (01/27)		20	4-4	1.000	1-1	1.000	1-1	1.000	0-0	0	3	1	1	0	0	10
at Boise State (01/30)		19	1-3	.333	1-1	1.000	0-0	.000	0-1	1	3	1	1	0	0	3
at Wyoming (2/2)		27	1-6	.167	0-1	.000	0-0	.000	1-3	4	4	2	1	0	0	2
NEVADA (02/06)		28	5-10	.500	1-4	.250	0-0	.000	0-2	2	0	2	1	0	0	11
at San Diego State (02/13)		24	2-6	.333	0-0	.000	1-2	.500	1-1	2	4	1	3	0	1	5
AIR FORCE (02/16)		12	0-5	.000	0-0	.000	0-0	.000	0-1	1	3	0	0	0	0	0
UNLV (02/20)		24	6-11	.545	2-3	.667	0-1	.000	2-1	3	2	0	0	0	1	14
at New Mexico (2/23)		24	2-5	.400	0-0	.000	2-2	1.000	0-2	2	3	0	1	0	0	6
at Fresno State (2/27)		21	2-5	.400	0-1	.000	0-0	.000	0-3	3	1	2	5	0	1	4
BOISE STATE (03/02)		21	2-6	.333	0-2	.000	1-1	1.000	1-1	2	0	0	2	1	0	5
WYOMING (03/06)		18	2-3	.667	1-2	.500	0-0	.000	0-2	2	3	3	2	0	0	5
at Nevada (3/9)		25	4-7	.571	0-1	.000	2-4	.500	2-2	4	2	3	0	0	2	10
vs Wyoming (03/14)		23	3-6	.500	2-2	1.000	1-2	.500	1-2	3	0	2	0	1	2	9
Totals	**12**	**703**	**64-148**	**.432**	**19-52**	**.365**	**24-38**	**.632**	**30-65**	**95**	**57**	**26**	**47**	**12**	**25**	**171**

NICHOLS' CAREER STATISTICS

				TOTAL				3-PTS						REBOUNDS									
Year	GP-GS	Min	Avg	FG	FGA	Pct	3FG	FGA	Pct	FT	FTA	Pct	Off	Def	Tot	Avg	PF-FO	A	TO	Blk	Stl	Pts	Avg
2012-13	30-12	703	23.4	64	148	.432	19	52	.365	24	38	.632	30	65	95	3.2	57-0	26	47	12	25	171	5.7
TOTAL	30-12	703	23.4	64	148	.432	19	52	.365	24	38	.632	30	65	95	3.2	57-0	26	47	12	25	171	5.7

33 CAITLIN DUFFY

Sophomore | G | 5-11 | Rapid City, S.D. | St. Thomas More

2012-13

Earned all-Mountain West honorable mention honors.... Ranked in the MW in four statistical categories: 18th in scoring (10.5), second in free-throw percentage (.808), ninth in three-point percentage (.350), seventh in three-pointers made (1.6)... After nursing an early season wrist injury, started in 23 of 27 games played.

- Averaged 10.5 points per game, ranking second on the team, and 3.8 rebounds per contest.
- Scored double figures in 15 games.
- Scored career-high 22 points vs. CSU Bakersfield.
- Led the team in free throw percentage (.808).
- Converted career-high four three-pointers in three games: vs. South Dakota Mines, at New Mexico and vs. Boise State.

St. Thomas More High School

Led St. Thomas More's team to its first girl's state basketball championship in 2012, earning her Class A All-State first team honors...Averaged 19.5 points, 6.8 rebounds, 3.8 assists and 3.3 steals per game her senior year...Named 2011 first team All-State, 2011 first team all-tournament and 2009-2011 first team all-conference.

Personal

Full name is Caitlin Duffy... Born Oct. 7, 1993 to Dan and Karrie Duffy in Rapid City, S.D. ...Is one of eight children... Has three brothers Brendan, Liam and Declan, and four sisters, Moira, Ciara, Aislinn andMairin... Father played basketball at Dakota Wesleyan and brother Liam played basketball at Rockhurst... Biological science major at Colorado State.

2012-13 GAME-BY-GAME

Opponent (Date)	GS	Min	FG-FA	Pct	3FG-FA	Pct	FT-FTA	Pct	OR-DR	TR	PF	A	TO	Blk	Stl	Pts
MONTANA STATE (11/11)		DNP														
NORTHERN COLORADO (11/13)		DNP														
SEATTLE (11/17)		21	3-6	.500	1-2	.500	3-7	.429	0-7	7	2	5	2	0	0	10
TOLEDO (11/20)		16	1-8	.125	1-4	.250	4-4	1.000	1-1	2	2	5	1	0	0	7
at Loyola Marymount (11/28)		17	1-4	.250	0-0	.000	3-4	.750	0-3	3	2	1	3	0	1	5
at Bowling Green (12/01)		23	5-8	.625	1-1	1.000	4-5	.800	0-2	2	4	1	4	1	0	15
at Colorado (12/5)	*	34	6-11	.545	2-4	.500	5-5	1.000	0-3	3	2	1	2	1	0	19
at Tulsa (12/08)	*	12	0-1	.000	0-0	.000	0-0	.000	0-1	1	1	1	3	1	0	0
CSU BAKERSFIELD (12/16)	*	38	8-17	.471	1-4	.250	5-6	.833	0-4	4	0	2	3	0	0	22
DENVER (12/20)	*	24	1-9	.111	1-7	.143	5-6	.833	1-6	7	3	1	0	0	3	8
vs Providence (12/29)	*	30	2-9	.222	2-6	.333	2-4	.500	3-5	8	1	2	2	0	0	8
at Fordham (12/30)	*	39	4-12	.333	1-4	.250	0-0	.000	1-6	7	2	2	4	0	2	9
SD MINES (01/04)	*	33	5-11	.455	4-9	.444	2-2	1.000	0-7	7	2	2	1	0	1	16
SAN DIEGO STATE (01/13)	*	28	1-5	.200	1-3	.333	7-8	.875	0-3	3	1	1	2	0	1	10
at Air Force (1/16)	*	33	5-11	.455	3-4	.750	5-5	1.000	0-2	2	1	2	2	0	1	18
at UNLV (01/20)	*	34	4-10	.400	3-6	.500	6-6	1.000	0-4	4	1	2	5	0	0	17
NEW MEXICO (01/23)	*	36	2-11	.182	2-8	.250	3-4	.750	0-3	3	2	5	3	0	0	9
FRESNO STATE (01/27)	*	30	4-7	.571	3-5	.600	0-0	.000	1-0	1	1	0	4	0	1	11
at Boise State (01/30)	*	27	2-9	.222	1-6	.167	4-6	.667	0-2	2	1	2	1	1	1	9
at Wyoming (2/2)	*	32	3-10	.300	1-3	.333	3-5	.600	0-5	5	3	1	2	0	0	10
NEVADA (02/06)	*	40	3-8	.375	1-6	.167	10-12	.833	2-3	5	1	4	6	1	4	17
at San Diego State (02/13)	*	34	3-8	.375	3-5	.600	4-4	1.000	0-4	4	0	1	1	0	0	13
AIR FORCE (02/16)	*	31	3-9	.333	1-6	.167	3-3	1.000	0-1	1	3	2	2	0	3	10
UNLV (02/20)	*	28	0-9	.000	0-5	.000	2-2	1.000	0-7	7	0	1	3	0	1	2
at New Mexico (2/23)	*	36	6-13	.462	4-8	.500	1-1	1.000	1-2	3	1	2	2	0	0	17
at Fresno State (2/27)	*	26	0-4	.000	0-3	.000	0-0	.000	0-1	1	1	1	2	0	0	0
BOISE STATE (03/02)	*	36	4-13	.308	4-9	.444	1-3	.333	1-5	6	2	3	0	1	2	13
WYOMING (03/06)	*	30	0-5	.000	0-3	.000	0-0	.000	0-2	2	3	2	2	0	2	0
at Nevada (3/9)		DNP														
vs Wyoming (03/14)	*	36	2-4	.500	2-2	1.000	2-2	1.000	0-3	3	3	1	0	0	0	8
Totals	**23**	**804**	**78-232**	**.336**	**43-123**	**.350**	**84-104**	**.808**	**11-92**	**103**	**45**	**53**	**62**	**6**	**23**	**283**

DUFFY'S CAREER STATISTICS

			TOTAL				3-PTS						REBOUNDS										
Year	GP-GS	Min	Avg	FG	FGA	Pct	3FG	FGA	Pct	FT	FTA	Pct	Off	Def	Tot	Avg	PF-FO	A	TO	Blk	Stl	Pts	Avg
2012-13	27-23	804	29.8	78	232	.336	43	123	.350	84	104	.808	11	92	103	3.8	45-0	53	62	6	23	283	10.5
TOTAL	27-23	804	29.8	78	232	.336	43	123	.350	84	104	.808	11	92	103	3.8	45-0	53	62	6	23	283	10.5

0 AJ NEWTON

Junior | G | 5-3 | San Jose, Calif. | Foothill College

Foothill College
Played in one season with the Owls... Was awarded Most Valuable Player in the Coast Conference... First-team all-conference... First-team all-state JCs... Was the Foothill women's basketball co-captain... Voted Owl's team MVP... Averaged 20.7 points and 3.0 assists per game.

San José State
Made 21 starts in 28 total appearances...averaged 8.8 points, 2.1 assists, 1.9 rebounds and 1.2 steals in 24.9 minutes per game... Reached double-digit scoring in 12 games and led the team is scoring a total of 10 times... Awarded academic all-WAC.

Valley Christian High School
First Team WCAL all four years... Voted freshman, sophomore, junior & senior of the year for the WCAL & Mercury News... Valley Christian girls basketball team MVP all four years... On the top ten player list California three out of four years... Won Central Coast Conference sectionals all four years... Team captain for three years.

Personal
Ajhanai Channel Inez Newton-Anderson was born on March 30, 1992 in San Jose, Calif. , to Talaya Anderson and Tracy Gipson... Is the oldest of six siblings... Has three sisters, Jordan, Nyah and Kiara and two brothers, CJ and Keland... Is a sociology major at Colorado State.

NEWTON'S CAREER STATISTICS

					TOTAL				3-PTS						REBOUNDS								
Year	GP-GS	Min	Avg	FG	FGA	Pct	3FG	FGA	Pct	FT	FTA	Pct	Off	Def	Tot	Avg	PF-FO	A	TO	Blk	Stl	Pts	Avg
2010-11	28-21	698	24.9	85	259	.328	34	128	.266	42	61	.689	8	44	52	1.9	56-2	60	79	0	33	246	8.8
TOTAL	28-21	698	24.9	85	259	.328	34	128	.266	42	61	.689	8	44	52	1.9	56-2	60	79	0	33	246	8.8

1 VICTORIA WELLS

Junior | G/F | 5-10 | Los Angeles, Calif. | Trinity Valley

Trinity Valley CC
Helped lead the Lady Cardinals to a 36-1 season and their second-straight NJCAA title... Defended the Lady Cardinals opponent's best players during the tournament, averaging 6.5 points, 7.2 rebounds, 3.0 assists, 2.0 steals and nearly 2 blocks per game.

Marshall
Played in all 30 games, starting in 21... Led all freshmen in Conference-USA in steals with 1.9 per game, while shooting .397 from the field.

High School (Sierra Canyon)
Played for the Sierra Canyon High School women's basketball program and was noted as Athlete of the Year and Defensive Player of the Year ... Garnered first team All-CIF Southern Section honors ... Led her team to a CIF Southern Section championship title, as well as a league championship title ... Was voted team MVP by her team and also earned league MVP honors ... During her junior year, averaged 12 points, four assists, two blocks, seven rebounds, and five steals per game ... Named War of the Floor MVP after finishing with 12 points, 10 rebounds, five assists, and four steals during the California All-Star game ... Selected to her school's dean's list during her high school career and was selected as student-athlete of the year.

Personal
Born February 21, 1993... Has two siblings, Justin and Tiffany.

WELLS' CAREER STATISTICS

					TOTAL				3-PTS						REBOUNDS								
Year	GP-GS	Min	Avg	FG	FGA	Pct	3FG	FGA	Pct	FT	FTA	Pct	Off	Def	Tot	Avg	PF-FO	A	TO	Blk	Stl	Pts	Avg
2011-12	30-21	526	17.5	46	116	.397	0	1	.000	19	46	.413	26	51	77	2.6	59-0	22	43	4	57	111	3.7
TOTAL	30-21	526	17.5	46	116	.397	0	1	.000	19	46	.413	26	51	77	2.6	59-0	22	43	4	57	111	3.7

2 STINE AUSTGULEN

Freshman | G | 5-11 | Bergen, Norway | Langhaugen Videregaende

High School

Led the U16 Norwegian National team to the championships in 2008, 2009 and 2010... Led the U18 national team to championships in 2009, 2010, 2011 and 2012, and the U20 national team to championships in 2010 and 2011.... Was named MVP with the U16 team in 2009 and 2010, and with the U18 team in 2009 and 2011... Earned a spot on the national championship all-star team in each of her years with the three national teams... Member of the Ulriken basketball team in the Norwegian Kvinneliga league... Was voted Newcomer of the Year in 2010... Voted Talent of the Year in 2012...Led team to a national championship in last season... Earned MVP in the Kvinneliga championship game in 2012...Earned a spot on the all-star team... Led the team shooting 56.6 percent from the field...Averaged 24.3 points, 5.5 rebounds and 2.4 steals per game.

Personal

Full name is Stine Austgulen... Born Jan. 20, 1994, in Bergen, Norway... Parents are Hans-Petter and Siri Austgulen... Has two older sisters, Tonje and Maren, who attends the University of Idaho and plays on women's basketball team... Nutrition major at Colorado State.

4 EMILIE HESSELDAL

Sophomore | F | 6-1 | Aarhus, Denmark | Eckerd College

2013-14

Will be eligible to play following the Fall 2013 semester.

Eckerd College

Leading scorer for the Tritons before being sidelined by an injury midseason...Played in 16 games her freshman year, starting 10... Averaged 9.8 points,5.3 rebounds, 2.8 assists and 2.0 steals per game... Boasted a team-high .779 percentage from the line for those with over 50 attempts.

High School

Played for the Aabyhoj and Horsholm teams in Denmark... Was awarded second-team all-Danish league with Aabyhoj... Also named to all-domestic team... Played with Danish national team.

Personal

Born Dec. 21, 1990…Daughter of Carl Erik and Lene Hesseldal…Has a brother, Casper, and a sister, Maria... Communication studies major at Colorado State.

11 GRITT RYDER

Junior | G | 5-10 | Rungsted Kryst, Denmark | Western Nebraska

Western Nebraska

Started in 28 of 34 games for the Cougars in 2012-13... Shot 47.5 from the field, averaging 13.6 points, 5.5 rebounds, 4.9 assists and3.3 steals per game.

Alaska Anchorage

Began her collegiate career in 2011-12 under then Head Coach Tim Moser at Alaska Anchorage... Started 34 of 35 games in rookie season...Averaged 5.7 points and 3.3 assists per game...Awarded Great Northwest Athletic Conference Freshman of the Year.

High School

Captain of the youth Danish national team for three consecutive years... Earned MVP honors for the Hoersholm 79ers in 2010-11... Led the 79ers to two junior national titles... Averaged 9.6 points and 4.9 rebounds in 27 games.

Personal

Born Gritt L. Ryder on Sept. 11, 1992 in Hoersholm, Denmark... Daughter of Karen Ryder and Claus Hansen.

RYDER'S CAREER STATISTICS

					TOTAL				3-PTS						REBOUNDS							
Year	GP-GS	Min	Avg	FG	FGA	Pct	3FG	FGA	Pct	FT	FTA	Pct	Off	Def	Tot	Avg	PF-FO	A	TO	Blk	Stl	Pts	Avg
2011-12	35-34	796	22.7	63	160	.394	27	87	.310	46	56	.821	20	80	100	2.9	65-2	114	69	5	40	199	5.7
TOTAL	35-34	796	22.7	63	160	.394	27	87	.310	46	56	.821	20	80	100	2.9	65-2	114	69	5	40	199	5.7

13 ELLEN NYSTROM

Freshman | G | 5-11 | Lulea, Sweden | Lulea Gymnasieskola

High School

Played for Northland Basketball from 2011-2013... In 2013 she played in 29 games, averaging 45.3 percent from the field, 7.3 points, 4.3 rebounds, 2.4 assists and 2.3 steals per game... Awarded "most athletic" in 2012 in her final year with Basketball Gymnasium... Was on three all-star teams: Swedish Championships in 2008 (awarded MVP) and 2012, and the Scania Cup in 2010... She was named team captain and her squad took first place all three years... Was also team captain in the summer European Championships in 2011 and 2012... In three years at the tournament, her team's finished in the top ten, including a fourth-place finish in 2011... Participated in Italy's 3-on-3 World Championship Tournament in 2011, taking sixth place.

Personal

Full name is Ellen Nystrom... Born on Oct. 15, 1993 in Lulea, Sweden... Parents are Leif and Lena Nystrom... Has two older siblings, a brother, Gustav, who played basketball for Hope College, and sister... Undeclared major at Colorado State.

14 GABBY FRYKBO

Freshman | G | 5-5 | Södertälje, Sweden | Igelstavikens Gymnasium

High School

Member of the SBBK Södertälje Basketball club in Sweden...Played with the national team from 2008-13... Won the Swedish Championship in 2012...Was on the 2012 Scania cup All-star team... Was on the All-star team and was voted MVP in the Nordic championship and U18 championship in 2012...Was a member of the U20 national team in where she was ranked first place in three-point shots made.

Personal

Born Gabriella Linnea Frykbo on Feb. 4, 1994 in Södertälje, Sweden... Daughter of Anders and Marie Frykbo... Has one brother, Lucas (16).

22 ELIN GUSTAVSSON

Freshman | F | 6-3 | Angelholm, Sweden | Sandagymnasiet

High School

Member of the Sallen club team in Sweden... In her first season, led the team in field-goal percentage at .478... Averaged 6.3 points and 4.0 rebounds per game... Prior to Sallen, played for the Brahe Baskets in Sweden in 2010-11... In 11 games, led team with 13.9 points and 8.1 rebounds per game.

Personal

Full name is Elin Gustavsson... Born on Jan. 18, 1993 in Hoja, Sweden... Parents are Jonas Petersson and Irene Gustavsson... Has two younger siblings, Nellie (18) and Lucas (13)... Undeclared major at Colorado State.

HISTORY. TRADITION. RIVALRIES.

MOUNTAIN™ WEST

MOUNTAIN DIVISION

Air Force
Boise State
Colorado State
New Mexico
Utah State
Wyoming

WEST DIVISION

Fresno State
Hawai'i
Nevada
San Diego State
San Jose State
UNLV

GET INTO THE GAME AT THEMWC.COM

Senior Hayley Thompson

2013-14 OUTLOOK

2013-14 Season Preview 42
Opponent Information..... 43-46
Series Results vs. 2013-14 Opponents 47-48
All-Time Series Records.....49

Dawning a whole new look this season, head coach Ryun Williams and the Colorado State women's basketball team have hopes of becoming a top competitor in the Mountain West as Williams begins his second season with the Rams.

Last year CSU finished 11-19 overall, and 7-9 in conference play. The team earned a sixth-place conference ranking, capturing seven conference victories under Williams. This is the third consecutive season CSU has had at least seven wins in the MW. This year Williams will return seven members of the 2012-13 roster, while adding eight newcomers.

Sam Martin who received second-team all-conference honors returns for her senior season. Martin is the second player in program history to reach 1,000 points, 500 rebounds and 100 blocks before her senior campaign and is ranked in the MW in eight statistical categories. The 6-2 forward started and played in all 30 games during her junior season, ending the season averaging 12.8 points, 6.7 rebounds, and 1.4 blocks per game.

Sophomore Caitlin Duffy returns for the Rams after earning all-MW honorable mention honors her rookie season. The 5-11 guard ranked in the MW in four statistical categories: 18th in scoring, second in free-throw percentage (.808), ninth in three-point percentage, and seventh in three-pointers made (1.6) Duffy started in 23 of 27 games played, after nursing an early season wrist injury. Duffy scored double figures in 15 games, averaging 10.5 points, 3.8 rebounds per game, as well as averaging a .350 three-point percentage.

Also returning for the Rams are seniors Hayley Thompson and Alicia Nichols. Thompson started in 23 of 28 games played for CSU, including 16 starts. She ranked 14th in the MW in defensive rebounds, averaging 3.8 per game. Nichols earned a scholarship after last year's campaign. She played in all 30 games for the Rams in 2012-13, starting 12 contests. The 6-0 forward shot a .432 percentage from the field, ranking second on the team and scored double figures in seven games.

Junior Kara Spotton started in five of 26 games played for the Rams, scoring double figures in four games, and she averaged 5.0 points and 2.6 rebounds per game. Sophomore Emily Johnson saw action in 25 of the 30 games her rookie season, averaging 1.4 points and 1.2 rebounds per contest. Sophomore Hanne Mestdagh will return for the Rams after suffering a knee injury in the previous season.

Williams will look to the newcomers for talent and dedication to help improve the program's record. Freshman Elin Gustavsson, a 6-3 forward, was a member of the Sallen club team, leading the team with a .478 field-goal percentage. Ellen Nystrom, a freshman from Lulea, Sweden, averaged 7.3 points, 4.3 rebounds, 2.4 assists, and 2.3 steals per game in her prior season. Junior transfer Gritt Ryder will add depth to the guard position, averaging 13.6 points, 5.5 rebounds, 4.9 assists, and 3.3 steals per game during her previous season with Western Nebraska. Additionally, junior transfer AJ Newton comes to the Rams after earning MVP in the Coast Conference, first team all-conference, first-team all-state JCs, and she averaged 20.7 points per game for Foothill College.

*Colorado School of Mines**

Oct. 28 | 7 p.m. MT | Moby Arena

School Information

Location:	Golden, Colo.
Founded:	1874
Enrollment:	5,200
Nickname:	Orediggers
Colors:	Silver & Blue
Conference:	RMAC
Arena (Capacity):	Lockridge Arena (3,000)
President:	Dr. Miles W. "Bill" Scoggins
Athletics Director:	David Hansburg
SWA:	Dixie Cirillo

Media Relations

WBB Contact:	Bryan Desch
Office:	303-273-3735
E-mail:	bdesch@mines.edu
Web site:	CSMOrediggers.com

Team Information

Head Coach:	Brittany Simpson (CMU, '06)
Record at School (years):	15-14 (1)
Career Record (years):	15-14 (1)
Assistant Coach:	Leslie Haywood
2012-13 Record:	15-14
2012-13 Conference:	12-10 (7th)
Letterwinners Returning/Lost:	7/5
Starters Returning/Lost:	4/1

*Exhibition Game

*Black Hills State**

Nov. 1 | 7 p.m. MT | Moby Arena

School Information

Location:	Spearfish, S.D.
Founded:	1883
Enrollment:	4,415
Nickname:	Yellow Jackets
Colors:	Green & Gold
Conference:	RMAC
Arena (Capacity):	Donald E. Young Sports Center (3,800)
President:	Dr. Kay Schallenkamp
Athletic Director:	Jhett Albers
SWA:	Amy Gurney

Media Relations

WBB Contact:	Joe Janowczyk
Office:	605-642-6832
E-mail:	joseph.janowczyk@yellowjackets.bhsu.edu
Web site:	BHSUAthletics.com

Team Information

Head Coach:	Mark Nore (BHSU, '97)
Record at School (years):	195-107 (10)
Career Record (years):	195-107 (10)
Assistant Coaches:	Jordan Bauer Janna Schriber
2012-13 Record:	12-14
2012-13 Conference:	11-11 (8th)
Starters Returning/Lost:	5/0

*Exhibition Game

UC-Colorado Springs

Nov. 8 | 8 p.m. MT | Moby Arena

School Information

Location:	Colorado Springs, Colo.
Founded:	1965
Enrollment:	9,777
Nickname:	Mountain Lions
Colors:	Black & Gold
Conference:	RMAC
Arena (Capacity):	Gallogly Events Center (1,250)
Chancellor:	Pamela S. Shockley-Zalabak
Athletic Director:	Steve Kirkham

Media Relations

WBB Contact:	Jared Verner
Office:	719-255-3003
E-mail:	jverner@uccs.edu
Web site:	GoMountainLions.com

Team Information

Head Coach:	Corey Laster (Taylor, '93)
Record at School (years):	38-35(3)
Assistant Coaches:	Dave Lahnert Erik Shoeneman
2012-13 Record:	19-8
2012-13 Conference:	16-6 (3rd)
Starters Returning/Lost:	5/0

*NCAA Division II

Colorado

Nov. 12 | 7 p.m. MT | Moby Arena

School Information

Location:	Boulder, Colo.
Founded:	1876
Enrollment:	29,884
Nickname:	Buffaloes (Buffs)
Colors:	Silver, Gold & Black
Conference:	Pac-12
Arena (Capacity):	Coors Events Center (11,064)
President:	Bruce Benson
Athletic Director:	Rick George
SWA:	Ceal Barry

Media Relations

WBB Contact:	Troy Andre
Cell:	303-903-3654
E-mail:	troy.andre@colorado.edu
Press Row:	303-492-1552 or 4381
Web site:	CUBuffs.com

Team Information

Head Coach:	Linda Lappe (Colorado, '02)
Record at School (years):	64-37 (3)
Career Record (years):	114-73 (6)
Associate Head Coach:	Jonas Chatterton
Assistant Coaches:	Kelly Rae Finley, LaTonya Watson
2012-13 Record:	25-7
2012-13 Conference:	13-5 (4th)
Last Postseason:	2013 NCAA 1st Round
Final RPI:	29
Letterwinners Returning/Lost:	9/5
Starters Returning/Lost:	4/1

Drake

Nov. 16 | 12 p.m. MT | Moby Arena

School Information

Location:	Des Moines, Iowa
Founded:	1881
Enrollment:	5,348
Nickname:	Bulldogs
Colors:	Blue & White
Conference:	Missouri Valley
Arena (Capacity):	Knapp Center (7,152)
President:	Dr. David Maxwell
Athletic Director:	Sandy Hatfield Clubb
SWA:	Megan Franklin

Media Relations

WBB Contact:	John Meyer
Cell:	515-770-4190
E-mail:	john.meyer@drake.edu
Web site:	DrakeBulldogs.com

Team Information

Head Coach:	Jennie Baranczyk (Iowa, '04)
Record at School (years):	11-20 (1)
Career Record (years):	11-20 (1)
Assistant Coaches:	Courtney Graham, David Lane, Allison Pohlman
2012-13 Record:	11-20
2012-13 Conference:	5-13 (9th)
Last Postseason:	2012 WNIT
Final RPI:	267
Letterwinners Returning/Lost:	9/4
Starters Returning/Lost:	4/1

Illinois State

Nov. 23 | 3 p.m. MT | Normal, Ill.

School Information

Location:	Normal, Ill.
Founded:	1857
Enrollment:	20,272
Nickname:	Redbirds
Colors:	Red & White
Conference:	Missouri Valley
Arena (Capacity):	Redbird Arena (10,000)
President:	Timothy Flanagan
Athletic Director:	Larry Lyons
SWA:	Leanna Bordner

Media Relations

WBB Contact:	Lauren Hutchcraft
Cell:	217-781-2895
E-mail:	lehutch@ilstu.edu
Press Row:	309-438-5950/8217
Web site:	GoRedbirds.com

Team Information

Head Coach:	Barb Smith (Ohio State, '86)
Record at School (years):	0-0 (0)
Career Record (years):	49-86 (5)
Assistant Coaches:	Lisa Hayden, Erin Dickerson, Jessica Grayson
2012-13 Record:	24-11
2012-13 Conference:	13-5 (3rd)
Last Postseason:	2013 WNIT 2nd Round
Final RPI:	71
Letterwinners Returning/Lost:	8-5
Starters Returning/Lost:	2-3

WAIKIKI BEACH MARRIOTT RAINBOW WAHINE SHOWDOWN

at Hawai'i

Nov. 29 | 8 p.m. MT | Honolulu, Hawai'i

School Information

Location:	Honolulu, Hawai'i
Founded:	1907
Enrollment:	20,429
Nickname:	Rainbow Wahine
Colors:	Green, Black, Silver & White
Conference:	WAC (1st year)
Arena (Capacity):	Stan Sheriff Center (10,300)
Chancellor:	Tom Apple
Athletic Director:	Ben Jay
SWA:	Marilyn Moniz Kaho'ohanohano

Media Relations

WBB Contact:	Kara Nishimura
Office:	808-956-5087
E-mail:	karakn@hawaii.edu
Web site:	HawaiiAthletics.com

Team Information

Head Coach:	Laura Beeman (CSU San Bernardino, '92)
Record at School (years):	17-14 (1)
Career Record (years):	17-14 (1)
Associate Head Coach:	Mary Wooley
Assistant Coaches:	Wendy Anae, Dekita Williams
2012-13 Record:	17-14
2012-13 BWC:	13-5 (T2nd)
Last Postseason:	2013 WNIT 1st Round
Final RPI:	149
Letterwinner Returning/Lost:	9/5
Starters Returning/Lost:	4/1

vs. Minnesota

Nov. 30 | 8 p.m. MT | Honolulu, Hawai'i

School Information

Location:	Minneapolis, Minn.
Founded:	1851
Enrollment:	52,557
Nickname:	Golden Gophers
Colors:	Maroon & Gold
Conference:	Big Ten
Arena (Capacity):	Williams Arena (14, 625)
President:	Dr. Eric Kaler
Athletic Director:	Norwood Teague
SWA:	Beth Goetz

Media Relations

WBB Contact:	Sarah Turcotte
Cell:	612-910-2546
E-mail:	starasew@umn.edu
Web site:	GopherSports.com

Team Information

Head Coach:	Pam Borton (Defiance College, '87)
Record at School (years):	214-139 (11)
Career Record (years):	283-185 (15)
Associate Head Coach:	Curtis Loyd
Assistant Coaches:	Ted Riverso, Kely Roysland
2012-13 Record:	18-14
2012-13 Conference:	7-9 (T8th)
Last Postseason:	2013 WNIT 1st Round
Final RPI:	91
Letterwinners Returning/Lost:	7/4
Starters Returning/Lost:	4/1

vs. Chattanooga

Dec. 1 | 8 p.m. MT | Honolulu, Hawai'i

School Information

Location:	Chattanooga, Tenn.
Founded:	1886
Enrollment:	11,674
Nickname:	Lady Mocs
Colors:	Navy Blue, Old Gold & Silver
Conference:	Southern
Arena (Capacity):	McKenzie Arena (10,966)
Chancellor:	Dr. Steve Angle
Athletic Director:	David Blackburn
SWA:	Laura Herron

Media Relations

WBB Contact:	Anne Wehunt
Cell:	423-933-5764
E-mail:	Anne-Wehunt@utc.edu
Web site:	GoMocs.com

Team Information

Head Coach:	Jim Foster (Temple, '81)
Record at School (years):	0-0 (0)
Career Record (years):	783-307 (35)
Assistant Coaches:	Katie Burrows, Brittany Johnson, John McCray
2012-13 Record:	29-4
2012-13 Conference:	19-1 (1st)
Last Postseason:	2013 NCAA 1st Round
Final RPI:	40
Letterwinners Returning/Lost:	10/2
Starters Returning/Lost:	3/2

Loyola Marymount

Dec. 5 | 7 p.m. MT | Moby Arena

School Information

Location:	Los Angele, Calif.
Founded:	1911
Enrollment:	9,369
Nickname:	Lions
Colors:	Crimson, Navy, Gray & Marymount Blue
Conference:	West Coast
Arena (Capacity):	Gersten Pavilion (4,156)
President:	David Burcham
Athletic Director:	Dr. William Husak
SWA:	Maria Behm

Media Relations

WBB Contact:	Sarah Finney
Office:	310-338-5798
E-mail:	sarah.finney@lmu.edu
Press Row:	310-258-8733
Web site:	www.LMULions.com

Team Information

Head Coach:	Charity Elliott (SW Missouri State, '92)
Record at School (years):	13-18 (1)
Career Record (years):	195-141 (11)
Associate Head Coach:	Alexis Mezzetta
Assistant Coaches:	Chris Elliott, Kiva Herman
2012-13 Record:	13-18
2012-13 Conference:	6-10 (8th)
Last Postseason:	2004 NCAA
Final RPI:	174
Letterwinners Returning/Lost:	10/4
Starters Returning/Lost:	3/2

at Denver

Dec. 8 | 1 p.m. MT | Denver, Colo.

School Information

Location:	Denver, Colo.
Founded:	1864
Enrollment:	11,656
Nickname:	Pioneers
Colors:	Crimson and Gold
Conference:	Summit League (1st year)
Arena (Capacity):	Magness Arena (7,200)
Chancellor:	Robert D. Coombe
Athletic Director:	Peg Bradley-Doppes
SWA:	Cindi Nagai

Media Relations

WBB Contact:	Nicole Bostel
Office:	303-871-4990
Cell:	954-478-2090
E-mail:	nicole.bostel@du.edu
Web site:	DenverPioneers.com

Team Information

Head Coach:	Kerry Cremeans (Florida, '94)
Record at School (years):	14-17 (1)
Career Record (years):	24-17 (1)
Assistant Coach:	Seth Kushkin, Ashley Langford, Abby Waner
2012-13 Record:	14-17
2012-13 Conference:	8-10 (T6th WAC)
Last Postseason:	2011 WNIT
Final RPI:	216
Letterwinners Returning/Lost:	10/1
Starters Returning/Lost:	4/1

South Dakota Mines

Dec. 14 | 1 p.m. MT | Moby Arena

School Information

Location:	Rapid City, S.D.
Founded:	1885
Enrollment:	2,400
Nickname:	Lady Hardrockers
Colors:	Vegas Gold & Navy Blue
Conference:	Independant
Arena (Capacity):	Goodell Gymnasium (3,000)
President:	Dr. Heather A. Wilson
Athletic Director:	Tiffany McCampbell (interim)

Media Relations

WBB Contact:	Brad Blume
Office:	605-394-2355
E-mail:	bradley.blume@sdsmt.edu
Web site:	GoRockers.com

Team Information

Head Coach:	Ryan Larsen (Minnesota St.-Moorhead, '02)
Record at School:	0-0 (0)
Career Record (years):	0-0 (0)
Assistant Coach:	Ketty Paula
2012-13 Record:	14-11
2012-13 Conference:	N/A
Last Postseason:	2005 NAIA
Letterwinners Returning/Lost:	8/5
Starters Returning/Lost:	2/3

*NCAA Division II

Weber State

Dec. 22 | 2 p.m. MT | Moby Arena

School Information

Location:	Ogden, Utah
Founded:	1889
Enrollment:	26,583
Nickname:	Wildcats
Colors:	Purple & White
Conference:	Big Sky
Arena (Capacity):	Dee Events Center (11,500)
President:	Dr. Charles A. Wight
Athletic Director:	Jerry Bovee
SWA:	Amy Crosbie

Media Relations

WBB Contact:	Justin Johnson
Office:	801-626-7414
E-mail:	justinjohnson@weber.edu
Web site:	WeberStateSports.com

Team Information

Head Coach: Bethann Ord (Maryland,Baltimore Cnty, '89)

Record at School (years):	2-56 (2)
Career Record (years):	2-56 (2)
Assistant Coaches:	Penny Jones, Devan Newman, Brett Vana
2012-13 Record:	0-29
2012-13 Conference:	0-20 (11th)
Last Postseason:	2003 NCAA
Final RPI Rank:	335
Letterwinners Returning/Lost:	10/4
Starters Returning/Lost:	5/0

San Diego State

Jan. 2 | 7 p.m. MT | San Diego, Calif.
Feb. 1 | 2 p.m. | Moby Arena

School Information

Location:	San Diego, Calif.
Founded:	1897
Enrollment:	28,591
Nickname:	Aztecs
Colors:	Scarlet & Black
Conference:	Mountain West
Arena (Capacity):	Viejas Arena at Aztec Bowl (12,414)
President:	Dr. Elliot Hirshman
Athletic Director:	Jim Sterk
SWA:	Jenny Bramer

Media Relations

WBB Contact:	Jim Solien
Office:	619-594-5547
E-mail:	jsolien@mail.sdsu.edu
Press Row:	619-265-5853
Web site:	www.GoAztecs.com

Coaching Staff

Head Coach:	Stacie Terry (Texas-Arlington, '98)
Record at School (years):	0-0 (0)
Career Record (years):	0-0 (0)
Assistant Coaches:	Jesse Clark, Aisha Veasley, Ciara Carl

Team Information

2012-13 Record:	27-7
2012-13 Conference:	15-1 (1st)
Last Postseason:	2013 WNIT 2nd Round
Final RPI Rank:	49
Letterwinners Returning/Lost:	6/6
Starters Returning/Lost:	1/4

New Mexico

Jan. 5 | 2 p.m. MT | Moby Arena
Jan. 25 | 2 p.m. MT | Albuquerque, N.M.

School Information

Location:	Albuquerque, N.M.
Founded:	1889
Enrollment:	28,500
Nickname:	Lobos
Colors:	Cherry & Silver
Conference:	Mountain West
Arena (Capacity):	The Pit (15,411)
President:	Dr. Robert Frank
Athletic Director:	Paul Krebs
SWA:	Janice Ruggiero

Media Relations

WBB Contact:	Matt Ensor
Cell:	541-513-6627
E-mail:	mensor@unm.edu
Press Row:	505-925-5988
Web site:	www.GoLobos.com

Coaching Staff

Head Coach:	Yvonne Sanchez (U.S. International, '89)
Record at School (years):	28-34 (2)
Career Record (years):	28-34 (2)
Assistant Coaches:	Anthony Turner, Joseph Anders, Edwina Brown

Team Information

2012-13 Record:	17-14
2012-13 Conference:	8-8 (5th)
Last Postseason:	2010 WNIT
Final RPI Rank:	187
Letterwinners Returning/Lost:	7/5
Starters Returning/Lost:	4/1

San José State

Jan. 8 | 7 p.m. MT | Moby Arena
March 4 | 8 p.m. | San Jose, Calif.

School Information

Location:	San Jose, Calif.
Founded:	1857
Enrollment:	27,503
Nickname:	Spartans
Colors:	Gold, White & Blue
Conference:	Mountain West (1st year)
Arena (Capacity):	Event Center (5,000)
President:	Mohammad Qayoumi
Athletic Director:	Gene Bleymaier
SWA:	Marie Tuite

Media Relations

WBB Contact:	Richard Stern
Office:	408-318-8111
E-mail:	rchard.stern@sjsu.edu
Press Row:	408-924-6470
Web site:	SJSUSpartans.com

Coaching Staff

Head Coach:	Jamie Craighead (Oregon, '02)
Record at School (years):	0-0 (0)
Career Record (years):	51-70 (4)
Assistant Coaches:	Jourdan Willard, Tony Giannotti, Ashley Cadotte

Team Information

2012-13 Record:	11-19
2012-13 Conference:	8-10 (5th)
Last Postseason:	1981 AIAW
Final RPI Rank:	281
Letterwinners Returning/Lost:	6/1
Starters Returning/Lost:	5/0

Fresno State

Jan. 11 | 3 p.m. MT | Fresno, Calif.
Feb. 15 | 2 p.m. | Moby Arena

School Information

Location:	Fresno, Calif.
Founded:	1911
Enrollment:	21,389
Nickname:	Bulldogs
Colors:	Red & Blue
Conference:	Mountain West
Arena (Capacity):	Save Mart Center (15,596)
President:	Dr. Joseph I. Castro
Athletic Director:	Thomas Boeh
SWA:	Liz Jarnigan

Media Relations

WBB Contact:	Jason Clay
Cell:	559-287-3304
E-mail:	jaclay@csufresno.edu
Press Row:	559-347-3699
Web site:	GoBulldogs.com

Coaching Staff

Head Coach:	Raegan Pebley (Colorado, '97)
Record at School (years):	24-9 (1)
Career Record (years):	134-164 (10)
Assistant Coaches:	Hanna Howard, Danyelle Snelgro, Ron Stewart

Team Information

2012-13 Record:	24-9
2012-13 Conference:	13-3 (2nd)
Last Postseason:	2013 NCAA First Round
Final RPI Rank:	79
Letterwinners Returning/Lost:	8/3
Starters Returning/Lost:	3/2

Utah State

Jan. 15 | 7 p.m. MT | Moby Arena
Feb. 12 | 2 p.m. MT | Logan, Utah

School Information

Location:	Logan, Utah
Founded:	1888
Enrollment:	28,994
Nickname:	Aggies
Colors:	Navy Blue, Pewter & White
Conference:	Mountain West (1st year)
Arena (Capacity):	Dee Glen Smith Spectrum (10,270)
President:	Stan Albrecht
Athletic Director:	Scott Barnes

Media Relations

WBB Contact:	Kara Fisher
Cell:	435-757-8184
E-mail:	kara.irving@usu.edu
Web site:	UtahStateAggies.com

Coaching Staff

Head Coach:	Jerry Finkbeiner (Southwest Nazarene, '80)
Record at School (years):	18-14 (1)
Career Record (years):	492-257 (23)
Assistant Coaches:	Crystal Robinson, Stu Sells, Micah Thompson

Team Information

2012-13 Record:	18-14
2012-13 Conference (WAC):	14-4 (2nd)
Last Postseason:	2012 WNIT
Final RPI Rank:	155
Letterwinners Returning/Lost:	6/6
Starters Returning/Lost:	3/2

Air Force

Jan. 18 | 4 p.m. MT | Colorado Springs, Colo.
Feb. 8 | 2 p.m. MT | Moby Arena

School Information

Location:	USAF Academy, Colo.
Founded:	1954
Enrollment:	4,000
Nickname:	Falcons
Colors:	Blue & Silver
Conference:	Mountain West
Arena (Capacity):	Clune Arena (5,843)
Superintendent:	Lt. Gen. Michelle D. Johnson
Athletic Director:	Dr. Hans J. Mueh
SWA:	Marti Gasser

Media Relations

WBB Contact:	Melissa McKeown
Cell:	719-331-8321
E-mail:	melissa.mckeown@usafa.edu
Press Row:	719-333-6006
Web site:	www.GoAirForceFalcons.com

Coaching Staff

Head Coach:	Andrea Williams (Edinboro, '94)
Record at School (years):	19-72 (3)
Career Record (years):	31-107 (5)
Associate Head Coach:	Pat Filien
Assistant Coaches:	Stephanie Schueler, Lori Morris, Kelly Rotan

Team Information

2012-13 Record:	4-26
2012-13 Conference:	3-13 (8th)
Last Postseason:	1990 NCAA DII
Final RPI Rank:	324
Letterwinners Returning/Lost:	8/6
Starters Returning/Lost:	2/3

Nevada

Jan. 29 | 7 p.m. MT | Moby Arena

School Information

Location:	Reno, Nev.
Founded:	1874
Enrollment:	19,000
Nickname:	Wolf Pack
Colors:	Navy Blue & Silver
Conference:	Mountain West
Arena (Capacity):	Lawlor Events Center (11,536)
President:	Dr. Marc Johnson
Athletic Director:	Doug Knuth
SWA:	Rhonda Lundin Bennett

Media Relations

WBB Contact:	Darron Pinkney
Cell:	909-503-3799
E-mail:	dpinkney@unr.edu
Press Row:	775-784-4404
Web site:	NevadaWolfPack.com

Coaching Staff

Head Coach:	Jane Albright (Appalachain State, '77)
Record at School (years):	72-87 (5)
Career Record (years):	469-399 (29)
Associate Head Coach:	Camille Williams
Assistant Coaches:	Kami Malnaa, Jacie Hoyt

Team Information

2012-13 Record:	8-23
2012-13 Conference:	2-14 (9th)
Last Postseason:	2011 WNIT
Final RPI Rank:	297
Letterwinners Returning/Lost:	11/2
Starters Returning/Lost:	4/1

UNLV

Feb. 5 | 8 p.m. MT | Las Vegas, Nev.
Feb. 26 | 7 p.m. MT | Moby Arena

School Information

Location:	Las Vegas, Nev.
Founded:	1957
Enrollment:	27,500
Nickname:	Lady Rebels
Colors:	Scarlet & Gray
Conference:	Mountain West
Arena (Capacity):	Cox Pavilion (2,500)
President:	Neal Smatresk
Athletic Director:	Tina Kunzer-Murphy
SWA:	Lisa A. Kelleher

Media Relations

WBB Contact:	Mark Wasik
Cell:	702-528-0289
E-mail:	mark.wasik@unlv.edu
Press Row:	702-895-3005
Web site:	UNLVRebels.com

Coaching Staff

Head Coach:	Kathy Oliver (UNLV, '82)
Record at School (years):	72-85 (5)
Career Record (years):	304-293 (20)
Associate Head Coach:	Caitlin Collier
Assistant Coaches:	Nikki Blue, Kalee Whipple

Team Information

2012-13 Record:	12-19
2012-13 Conference:	8-8 (T4th)
Last Postseason:	2012 WNIT
Final RPI Rank:	261
Letterwinners Returning/Lost:	10/1
Starters Returning/Lost:	5/1

Boise State

Feb. 19 | 7 p.m. MT | Boise, Idaho

School Information

Location:	Boise, Idaho
Founded:	1932
Enrollment:	22,678
Nickname:	Broncos
Colors:	Blue (royal) and Orange
Conference:	Mountain West
Arena (Capacity):	Taco Bell Arena (12,400)
President:	Dr. Robert W. Kustra
Athletic Director:	Curt Apsey
SWA:	Christina VanTol

Media Relations

WBB Contact:	Doug Link
Cell:	208-861-2796
E-mail:	DLink@BoiseState.edu
Press Row:	208-426-1503
Web site:	BroncoSports.com

Coaching Staff

Head Coach:	Gordy Presnell (Northwest Nazarene, '83)
Record at School (years):	136-113 (8)
Career Record (years):	532-240 (26)
Assistant Coaches:	Heather Sower, Ben Finkbeiner, Cody Butler

Team Information

2012-13 Record:	11-19
2012-13 Conference:	4-12 (7th)
Last Postseason:	2008 WNIT
Final RPI Rank:	277
Letterwinners Returning/Lost:	5/5
Starters Returning/Lost:	3/2

Wyoming

Feb. 22 | 2 p.m. MT | Laramie, Wyo.
March 7 | 7 p.m. MT | Moby Arena

School Information

Location:	Laramie, Wyo.
Founded:	1886
Enrollment:	13,992
Nickname:	Cowgirls
Colors:	Brown & Gold
Conference:	Mountain West
Arena (Capacity):	Arena Auditorium (15,028)
President:	Robert Stemberg
Athletic Director:	Tom Burman
SWA:	Molly Moore

Media Relations

WBB Contact:	Amy Dambro
Cell:	307-760-1736
E-mail:	montross@uwyo.edu
Press Row:	307-766-2222
Web site:	GoWyo.com

Coaching Staff

Head Coach:	Joe Legerski
Record at School (years):	196-115 (10)
Career Record (years):	196-115 (10)
Associate Head Coach:	Gerald Mattinson
Assistant Coaches:	Katie Kern, Mike Petrino

Team Information

2012-13 Record:	24-8
2012-13 Conference:	12-4 (3rd)
Last Postseason:	2013 WNIT First Round
Final RPI Rank:	87
Letterwinners Returning/Lost:	9/6
Starters Returning/Lost:	2/3

Air Force

- 39-11 Overall
- 20-3 in Fort Collins
- 18-6 in Colorado Springs
- 1-2 Neutral

11/13/79	L	83-94	Fort Collins
12/10/79	L	79-84	Colo. Springs
11/18/80	W	82-71	Colo. Springs
12/8/81	W	82-69	Fort Collins
2/23/82	W	75-60	Colo. Springs
2/3/83	L	71-73	Colo. Springs
2/23/83	W	95-74	Fort Collins
1/19/85	W	71-47	Fort Collins
12/4/85	L	68-71	Colo. Springs
12/2/86	W	76-59	Fort Collins
1/31/87	W	76-73	Colo. Springs
11/27/90	L	66-75	Colo. Springs
1/4/92	W	71-68	Fort Collins
1/2/97	W	64-55	Colo. Springs
2/1/97	W	61-46	Fort Collins
1/1/98	W	97-59	Fort Collins
1/31/98	W	97-46	Colo. Springs
1/28/99	W	97-32	Fort Collins
2/27/99	W	97-70	Colo. Springs
1/26/00	W	91-73	Fort Collins
2/24/00	W	67-45	Colo. Springs
1/25/01	W	88-53	Fort Collins
2/24/01	W	73-44	Colo. Springs
2/2/02	W	63-55	Colo. Springs
2/27/02	W	84-40	Fort Collins
3/6/02	W	79-68	Las Vegas
1/25/03	W	89-49	Fort Collins
2/20/03	W	62-41	Colo. Springs
2/7/04	W	83-46	Fort Collins
3/4/04	W	75-58	Colo. Springs
2/3/05	W	63-42	Colo. Springs
3/5/05	W	75-40	Fort Collins
2/2/06	L	60-76	Fort Collins
3/4/06	L	65-79	Colo. Springs
1/4/07	W	65-56	Colo. Springs
2/4/07	W	61-49	Fort Collins
3/6/07	L	46-47	Las Vegas
1/23/08	L	43-56	Fort Collins
2/24/08	L	53-62	Colo. Springs
1/20/09	W	55-50	Colo. Springs
2/21/09	W	65-54	Fort Collins
1/9/10	W	74-68	Colo. Springs
2/9/10	W	80-46	Fort Collins
1/25/11	W	64-58	Colo. Springs
2/26/11	W	70-49	Fort Collins
3/8/11	L	63-66	Las Vegas
1/11/12	W	73-39	Fort Collins
2/4/12	W	77-39	Colo. Springs
1/16/13	W	64-44	Colo. Springs
2/16/13	W	67-60	Fort Collins

Boise State

- 4-3 Overall
- 2-1 in Fort Collins
- 2-1 in Boise
- 0-1 Neutral

12/18/89	L	51-54	Fort Collins
11/29/91	L	68-87	Boise
1/17/12	W	60-52	Boise
2/14/12	W	67-58	Fort Collins
3/7/12	L	68-63	Las Vegas
1/30/13	W	57-56	Boise
3/2/13	W	72-60	Fort Collins

Chattanooga

- 0-0 Overall
- 0-0 in Fort Collins
- 0-0 in Chattanooga

Colorado

- 11-32 Overall
- 9-11 in Fort Collins
- 2-21 in Boulder

1/31/75	W	74-53	Boulder
2/6/75	W	81-42	Fort Collins
11/20/75	L	38-53	Fort Collins
1/23/76	L	48-85	Boulder
12/3/76	L	79-90	Boulder
1/14/77	L	40-62	Fort Collins
11/17/77	L	62-86	Boulder
3/2/78	W	80-69	Fort Collins
11/17/78	L	60-83	Fort Collins
1/13/79	L	55-97	Boulder
11/16/79	L	48-112	Boulder
12/20/80	L	77-94	Fort Collins
12/19/81	L	76-79	Boulder
3/13/82	L	61-70	Boulder
11/20/82	L	49-78	Boulder
12/2/82	L	56-90	Boulder
12/8/82	L	60-72	Fort Collins
12/7/83	L	69-82	Boulder
1/10/84	W	63-48	Fort Collins
12/5/84	W	61-56	Fort Collins
12/11/85	L	61-89	Boulder
12/10/86	L	64-75	Fort Collins
1/9/88	L	59-82	Boulder
12/30/88	L	47-74	Fort Collins
12/30/89	L	61-91	Boulder
1/5/91	W	57-51	Fort Collins
11/26/91	L	50-77	Boulder
12/10/92	L	69-90	Fort Collins
11/30/93	L	55-75	Boulder
12/1/99	W	73-67	Fort Collins
12/6/00	W	72-70	Boulder
11/28/01	W	81-69	Fort Collins
12/12/02	L	51-65	Boulder
12/3/03	L	74-81	Fort Collins
12/8/04	L	77-83	Boulder
11/30/05	W	86-83	Fort Collins
11/29/06	L	51-56	Boulder
12/1/07	L	47-82	Fort Collins
11/19/08	L	63-93	Boulder
12/11/09	W	69-61	Fort Collins
12/8/10	L	49-73	Boulder
11/20/11	L	53-72	Fort Collins
12/5/12	L	46-72	Boulder

Colorado-Colorado Springs

- 1-0 Overall
- 1-0 Fort Collins
- 0-0 Colorado Springs

12/9/93	W	82-59	Fort Collins

Denver

- 15-9 Overall
- 10-4 in Fort Collins
- 5-5 in Denver

1/9/75	W	93-21	Fort Collins
11/18/77	W	81-58	Denver
1/10/78	W	76-70	Denver
11/3/78	L	54-55	Denver
11/14/78	L	70-72	Fort Collins
1/4/80	W	90-72	Fort Collins
2/7/81	W	80-66	Denver
2/19/82	W	79-52	Fort Collins
11/22/85	W	62-56	Fort Collins
12/17/87	W	55-44	Fort Collins
1/17/89	W	64-48	Fort Collins
1/12/90	W	79-42	Fort Collins
12/15/90	W	62-54	Denver
11/24/91	W	84-83	Fort Collins
12/11/03	W	80-63	Denver
1/4/05	W	67-47	Fort Collins
12/7/05	L	58-77	Denver
12/3/06	L	53-65	Fort Collins
11/28/07	L	52-68	Denver
12/03/08	L	53-69	Fort Collins
11/18/09	L	68-55	Denver
11/23/10	W	72-56	Fort Collins
11/23/11	L	61-64	Denver
12/20/12	L	48-50	Fort Collins

Denver

- 1-0 Overall
- 0-0 in Fort Collins
- 0-0 in Des Moines
- 1-0 Neutral

3/14/98	W	81-75	W. Lafayette

Fresno State

- 8-4 Overall
- 3-3 in Fort Collins
- 5-1 in Fresno
- 0-0 Neutral

1/30/93	W	71-65	Fresno
2/25/93	W	76-60	Fort Collins
1/29/94	L	51-59	Fort Collins
2/4/94	W	55-53	Fresno
1/26/95	L	54-57	Fort Collins
2/4/95	W	49-48	Fresno
2/3/96	W	83-68	Fort Collins
2/10/96	W	67-46	Fresno
1/23/97	W	66-61	Fresno
2/27/97	W	73-62	Fort Collins
1/27/13	L	58-69	Fort Collins
2/27/13	L	42-49	Fresno

Hawai'i

- 3-0 Overall
- 2-0 in Fort Collins
- 1-0 in Honolulu

2/6/84	W	73-66	Fort Collins
1/16/97	W	84-73	Fort Collins
2/15/97	W	71-64	Honolulu

Illinois State

- 0-0 Overall
- 0-0 in Fort Collins
- 0-0 in Normal

Loyola Marymount

- 4-3 Overall
- 3-0 in Fort Collins
- 0-3 in Los Angeles
- 1-0 Neutral

1/2/88	L	56-67	Los Angeles
1/6/89	W	55-45	Fort Collins
1/2/91	L	56-69	Los Angeles
12/13/92	W	82-70	Fort Collins
1/4/02	W	71-57	Fort Collins
1/3/04	W	54-42	Denver
11/28/12	L	52-69	Los Angeles

Minnesota

- 2-0 Overall
- 1-0 in Fort Collins
- 1-0 in Minneapolis

12/3/96	W	78-60	Fort Collins
11/25/97	W	76-58	Minneapolis

Nevada

- 5-1 Overall
- 2-0 in Fort Collins
- 3-1 in Reno
- 0-0 Neutral

1/9/86	L	41-69	Reno
12/1/95	W	60-49	Reno
11/18/00	W	70-48	Reno
12/3/01	W	84-57	Fort Collins
2/6/13	W	59-50	Fort Collins
3/9/13	W	53-51	Reno

New Mexico

- 30-39 Overall
- 19-11 in Fort Collins
- 10-22 in Albuquerque
- 1-6 Neutral

1/24/75	W	55-52	Albuquerque
1/15/76	L	47-69	Fort Collins
2/24/77	L	69-86	Albuquerque
2/7/78	L	50-85	Fort Collins
2/9/79	L	49-78	Albuquerque
1/12/80	L	61-79	Fort Collins
2/8/80	L	65-81	Albuquerque
2/14/81	W	66-61	Albuquerque
2/24/81	W	66-58	Fort Collins
1/28/82	W	83-58	Albuquerque
2/13/82	L	54-57	Fort Collins
2/12/83	W	70-57	Fort Collins
3/10/83	L	61-68	Albuquerque
12/4/83	L	64-95	Berkeley
2/9/84	W	64-54	Fort Collins
3/10/84	L	54-68	Albuquerque
2/9/85	W	70-56	Fort Collins
3/7/85	L	65-71	Albuquerque
2/8/86	W	75-60	Albuquerque
3/6/86	L	42-53	Fort Collins
2/7/87	W	57-49	Fort Collins
2/26/87	L	49-60	Albuquerque
1/23/92	W	83-57	Albuquerque
2/22/92	W	93-52	Fort Collins
2/4/93	W	73-48	Fort Collins
3/6/93	L	73-74	Albuquerque
1/13/94	W	59-54	Fort Collins
2/25/94	W	74-47	Albuquerque
1/12/95	W	71-63	Albuquerque
2/25/95	W	65-58	Fort Collins
1/11/96	W	74-45	Fort Collins
2/22/96	W	71-59	Albuquerque
3/9/96	W	72-63	Albuquerque
1/8/98	W	66-63	Albuquerque
2/8/98	W	83-72	Fort Collins
3/6/98	L	60-76	Las Vegas
1/29/00	W	79-51	Fort Collins
2/26/00	L	59-67	Albuquerque
1/27/01	W	65-58	Fort Collins
2/22/01	L	68-72	Albuquerque
3/9/01	W	70-65	Las Vegas
1/31/02	L	50-56	Albuquerque
3/2/02	W	58-54	Fort Collins
1/25/12	W	61-54	Fort Collins
2/22/12	L	53-45	Albuquerque
1/23/03	W	66-53	Fort Collins
2/22/03	L	54-74	Albuquerque

3/14/03	L	51-65	Las Vegas
2/5/04	W	72-57	Fort Collins
3/6/04	L	52-59	Albuquerque
2/5/05	L	49-75	Albuquerque
3/3/05	L	63-71	Fort Collins
1/7/06	L	57-73	Fort Collins
2/8/06	L	51-85	Albuquerque
1/13/07	L	42-73	Fort Collins
2/14/07	L	66-77	Albuquerque
2/6/08	L	47-74	Fort Collins
3/8/08	L	45-76	Albuquerque
3/14/08	L	41-65	Las Vegas
1/28/09	L	68-76	Fort Collins
2/28/09	L	56-78	Albuquerque
3/11/09	L	48-62	Las Vegas
1/23/10	W	67-60	Fort Collins
2/24/10	L	50-65	Albuquerque
3/9/10	L	54-67	Las Vegas
1/12/11	W	71-60	Fort Collins
2/12/11	L	53-86	Albuquerque
1/23/13	L	54-68	Fort Collins
2/23/13	L	56-71	Albuquerque

San Diego State

- 18-27 Overall
- 11-10 in Fort Collins
- 5-16 in San Diego
- 2-1 Neutral

1/31/91	L	50-73	San Diego
2/28/91	W	73-69 (ot)	Fort Collins
1/25/92	L	62-101	San Diego
2/20/92	L	74-82	Fort Collins
1/28/93	L	59-82	San Diego
2/27/93	L	60-64	Fort Collins
1/27/94	L	47-53	Fort Collins
2/6/94	L	50-84	San Diego
3/12/94	L	47-51	Salt Lake City
1/28/95	L	46-56	Fort Collins
2/2/95	L	51-73	San Diego
2/1/96	W	66-58	Fort Collins
2/8/96	L	64-66	San Diego
3/8/96	W	64-58	Albuquerque
1/18/97	L	53-70	Fort Collins
2/13/97	L	53-61	San Diego
2/5/00	L	58-68	San Diego
3/4/00	L	51-58	Fort Collins
2/3/01	W	55-54	San Diego
3/1/01	W	81-67	Fort Collins
1/17/02	W	58-49	Fort Collins
2/16/02	W	69-60	San Diego
2/6/03	L	47-60	San Diego
3/7/03	W	81-49	Fort Collins
1/24/04	L	55-58	San Diego
2/19/04	W	65-56	Fort Collins
1/20/05	W	63-50	Fort Collins
2/19/05	W	56-49	San Diego
1/5/06	W	68-65	Fort Collins
2/4/06	W	68-55	San Diego
4/7/06	W	69-58	Denver
1/20/07	L	66-78(ot)	San Diego
2/22/07	W	67-56	Fort Collins
1/30/08	L	52-86	San Diego
3/1/08	L	56-76	Fort Collins
1/31/09	L	61-62	San Diego
3/4/09	L	66-68	Fort Collins
1/30/10	L	38-59	San Diego
3/3/10	L	54-73	Fort Collins
2/2/11	W	56-51	San Diego
3/5/11	W	66-51	Fort Collins
1/28/12	L	57-66	San Diego
2/25/12	W	68-65	Fort Collins
1/13/13	L	44-48	Fort Collins
2/13/13	L	44-60	San Diego

San José State

- 6-1 Overall
- 3-0 in Fort Collins
- 2-1 in San Jose
- 1-0 Neutral

1/5/85	W	68-55	Missoula
1/25/97	W	88-62	San Jose
2/20/97	W	80-55	Fort Collins
1/22/98	W	70-56	San Jose
2/21/98	W	108-56	Fort Collins
12/10/05	L	66-78	San Jose
12/9/06	W	76-57	Fort Collins

South Dakota Mines

- 1-0 Overall
- 1-0 in Fort Collins
- 0-0 in Rapid City

1/4/13	W	97-53	Fort Collins

UNLV

- 21-16 Overall
- 13-5 in Fort Collins
- 9-11 in Las Vegas
- 0-0 Neutral

12/30/84	L	50-60	Fort Collins
1/4/97	W	68-52	Las Vegas
1/30/97	W	89-55	Fort Collins
1/3/98	W	90-50	Fort Collins
1/29/98	W	91-75	Las Vegas
1/30/99	W	91-55	Fort Collins
2/25/99	W	75-68	Las Vegas
3/3/99	W	71-67	Las Vegas
2/3/00	W	81-79	Las Vegas
3/2/00	L	68-84	Fort Collins
2/1/01	W	69-62	Las Vegas
3/3/01	W	72-61	Fort Collins
1/19/02	W	62-57	Fort Collins
2/14/02	L	59-71	Las Vegas
3/8/02	L	58-72	Las Vegas
2/8/03	L	71-90	Las Vegas
3/5/03	W	74-36	Fort Collins
1/22/04	L	87-92	Las Vegas
2/21/04	W	79-65	Fort Collins
1/22/05	W	69-66	Fort Collins
2/17/05	L	58-71	Las Vegas
1/18/06	L	62-67	Fort Collins
2/18/06	L	57-74	Las Vegas
2/1/07	L	57-46	Las Vegas
3/3/07	L	63-58	Fort Collins
1/9/08	L	55-57	Las Vegas
2/9/08	L	68-76	Fort Collins
3/11/08	W	68-49	Las Vegas
1/14/09	W	70-69	Las Vegas
2/14/09	W	85-55	Fort Collins
1/20/10	W	66-65(ot)	Las Vegas
2/20/10	W	65-49	Fort Collins
1/18/11	W	68-63	Fort Collins
2/19/11	L	60-72	Las Vegas
2/1/12	W	74-62	Fort Collins
2/29/12	L	53-48	Las Vegas
1/20/13	L	50-63	Las Vegas
2/20/13	W	62-44	Fort Collins

Utah State

- 10-9 Overall
- 6-4 in Fort Collins
- 3-4 in Logan
- 1-1 Neutral

1/17/75	L	49-56	Fort Collins
3/x/75	L	45-61	Flagstaff
2/27/76	L	43-78	Logan
2/18/77	L	64-65	Fort Collins
2/18/78	L	51-91	Fort Collins
2/23/79	L	59-99	Logan
2/29/80	L	75-84	Fort Collins
11/20/81	W	92-77	Logan
2/9/82	W	78-55	Fort Collins
3/14/82	W	89-75	Boulder
1/12/83	W	78-57	Fort Collins
2/21/83	L	81-84	Logan
1/21/84	W	65-45	Fort Collins
1/23/85	L	71-79	Logan
2/23/85	W	76-69	Fort Collins
1/23/86	W	74-73	Fort Collins
2/20/86	W	71-62	Logan
2/14/87	W	67-51	Logan
3/7/87	W	73-45	Fort Collins

Weber State

- 9-12 Overall
- 7-4 in Fort Collins
- 2-7 in Ogden
- 0-1 Neutral

1/18/75	W	52-46	Fort Collins
2/28/76	L	47-63	Ogden
2/19/77	L	64-74	Fort Collins
2/17/78	L	88-92	Fort Collins
2/24/79	L	51-97	Ogden
12/5/80	L	64-88	Berkeley
12/3/82	L	73-94	Fort Collins
11/23/83	L	86-88	Ogden
12/15/84	W	71-55	Fort Collins
1/7/86	L	56-58	Ogden
12/20/86	W	69-60	Fort Collins
12/2/89	W	55-54	Fort Collins
11/23/90	L	57-75	Ogden
12/7/91	L	68-81	Fort Collins
1/9/93	W	78-73	Ogden
1/7/94	W	70-54	Fort Collins
1/3/95	L	68-90	Ogden
1/6/96	W	80-67	Fort Collins
12/5/98	W	72-65	Ogden
12/19/99	W	86-59	Fort Collins
12/8/07	L	50-61	Ogden

Wyoming

- 42-43 Overall
- 22-18 in Fort Collins
- 16-23 in Laramie
- 4-2 Neutral

1/29/74	W	69-46	Laramie
3/1/75	W	40-39	Fort Collins
12/12/76	L	40-50	Fort Collins
2/21/76	W	48-38	Laramie
12/18/76	W	70-58	Laramie
2/12/77	L	52-55	Fort Collins
12/5/77	W	87-75	Laramie
2/25/78	L	74-89	Fort Collins
2/28/79	L	62-74	Fort Collins
1/25/80	L	83-93	Laramie
2/23/80	L	74-88	Fort Collins
1/6/81	W	78-73	Laramie
1/17/81	W	86-59	Fort Collins
2/21/81	W	69-54	Laramie
1/2/82	L	68-81	Laramie
2/27/82	W	63-62	Fort Collins
2/5/83	W	65-54	Fort Collins
3/5/83	W	85-65	Laramie
1/28/84	W	59-57	Laramie
2/25/84	W	66-55	Fort Collins
2/2/85	W	59-57	Fort Collins
3/2/85	W	51-47	Laramie
2/2/86	W	68-64	Fort Collins
3/1/86	L	64-73	Laramie
1/27/87	L	49-57	Laramie
2/21/87	L	59-77	Fort Collins
1/30/88	W	60-51	Fort Collins
3/5/88	L	45-61	Laramie
2/11/89	W	63-53	Fort Collins
2/25/89	L	56-73	Laramie
2/3/90	L	54-63	Fort Collins
2/17/90	L	76-81 (ot)	Laramie
3/8/90	L	65-78	Salt Lake City
1/19/91	L	52-70	Laramie
2/16/91	L	64-71	Fort Collins
2/1/92	L	60-78	Fort Collins
2/29/92	L	57-117	Laramie
1/16/93	L	69-83	Laramie
2/13/93	W	70-58	Fort Collins
2/19/94	L	48-82	Laramie
3/5/94	L	67-70 (ot)	Fort Collins
1/20/95	W	59-52	Fort Collins
3/2/95	L	61-71	Laramie
1/20/96	W	83-66	Laramie
3/3/96	W	76-59	Fort Collins
1/11/97	W	75-61	Laramie
2/6/97	L	65-66	Fort Collins
1/24/98	W	99-67	Fort Collins
2/19/98	W	62-43	Laramie
1/23/99	W	93-67	Laramie
2/20/99	W	101-68	Fort Collins
1/15/00	W	86-69	Fort Collins
2/11/00	W	89-48	Laramie
3/8/00	W	79-57	Las Vegas
1/13/01	W	76-51	Laramie
2/10/01	W	69-49	Fort Collins
3/7/01	W	70-59	Las Vegas
1/25/02	W	57-49	Fort Collins
2/23/02	W	64-62 (ot)	Laramie
2/1/03	L	64-69 (ot)	Laramie
2/28/03	W	73-51	Fort Collins
3/12/03	W	59-56	Las Vegas
3/23/03	W	73-64	Fort Collins
1/30/04	L	53-58	Laramie
2/27/04	W	60-49	Fort Collins
3/10/04	L	61-67	Denver
1/28/05	W	61-51	Fort Collins
2/24/05	L	45-68	Laramie
1/25/05	L	80-87 (ot)	Laramie
2/25/06	L	81-87	Fort Collins
1/25/07	L	66-78 (ot)	Fort Collins
2/25/07	L	37-72	Laramie
1/26/08	L	55-68	Fort Collins
2/27/08	L	46-68	Laramie
1/24/09	L	61-64	Fort Collins
2/25/09	L	62-71	Laramie
3/10/09	W	64-56	Las Vegas
1/5/10	L	61-64	Fort Collins
2/6/10	L	52-69	Laramie
1/5/11	L	43-83	Laramie
2/5/11	L	55-74	Fort Collins
1/21/12	W	62-58	Fort Collins
2/18/12	L	66-62 (ot)	Laramie
2/2/13	L	67-82	Laramie
assdfsf			

ALL-TIME SERIES RECORDS

Team	All	H	A	N
Air Force	**39-11**	**20-3**	**18-6**	**1-2**
Akron	1-0	1-0	0-0	0-0
Alabama	0-1	0-0	0-0	0-1
Arizona	2-6	2-3	0-3	0-0
Arizona State	2-8	2-3	0-4	0-1
Austin Peay State	1-0	0-0	0-0	1-0
Baylor	2-2	2-1	0-1	0-0
Biola	1-0	0-0	0-0	1-0
Boise State	**4-3**	**2-1**	**2-1**	**0-1**
Boston College	0-2	0-1	0-1	0-0
Bowling Green	0-2	0-1	0-1	0-0
BYU	22-51	14-18	6-27	2-6
Brown	1-0	1-0	0-0	0-0
Butler	1-0	0-0	0-0	1-0
California	2-4	1-0	0-3	1-1
CSU-Bakersfield	2-0	2-0	0-0	0-0
Cal Poly	1-0	1-0	0-0	0-0
Cal State Fullerton	1-2	1-1	0-0	0-1
Cal State LA	2-1	0-1	1-0	1-0
Cal State Northridge	2-0	1-0	1-0	0-0
Chattanooga	**0-0**	**0-0**	**0-0**	**0-0**
Chico State	1-0	0-0	1-0	0-0
Colorado	**11-32**	**9-11**	**2-21**	**0-0**
Colorado College	6-0	3-0	3-0	0-0
Colo.-Colo. Springs	**1-0**	**1-0**	**0-0**	**0-0**
Colo. Mines	4-0	2-0	2-0	0-0
Colo. State-Pueblo	9-1	6-0	3-1	0-0
Colo. Women's Col.	2-1	2-0	0-1	0-0
Concordia-St. Paul	1-0	1-0	0-0	0-0
Connecticut	0-3	0-1	0-2	0-0
Creighton	3-13	3-5	0-7	0-1
Davidson	2-0	2-0	0-0	0-0
Delaware	1-0	1-0	0-0	0-0
Denver	**15-9**	**10-4**	**5-5**	**0-0**
Detroit	0-1	0-0	0-1	0-0
Drake	**1-0**	**0-0**	**0-0**	**1-0**
Duke	0-1	0-0	0-1	0-0
Eastern Illinois	1-1	0-0	0-0	1-1
Eastern Michigan	2-0	1-0	1-0	0-0
Eastern Washington	1-2	1-1	0-1	0-0
Evansville	1-0	1-0	0-0	0-0
Florida	2-0	1-0	0-0	1-0
Florida Internat'l	0-1	0-0	0-0	0-1
Florida State	0-2	0-0	0-1	0-1
Fordham	0-1	0-0	0-1	0-0
Fresno Pacific	1-0	0-0	0-0	1-0
Fresno State	**8-4**	**3-3**	**5-1**	**0-0**
Furman	1-0	1-0	0-0	0-0
George Washington	0-2	0-1	0-1	0-0
Georgia Southern	1-0	0-0	0-0	1-0
Georgia State	1-0	1-0	0-0	0-0
Graceland	1-0	0-0	0-0	1-0
Hawai'i	**3-0**	**2-0**	**1-0**	**0-0**
Holy Cross	1-0	0-0	1-0	0-0
Idaho	4-3	2-1	1-2	1-0
Idaho State	7-3	3-2	2-1	2-0
Illinois State	**0-0**	**0-0**	**0-0**	**0-0**
Indiana	1-1	0-0	1-0	0-1
Indiana State	1-0	1-0	0-0	0-0
Iona	1-0	1-0	0-0	0-0
Iowa	0-1	0-1	0-0	0-0
IPFW	1-0	1-0	0-0	0-0

Team	All	H	A	N
James Madison	1-0	0-0	0-0	1-0
Kansas State	0-1	0-0	0-1	0-0
LaSalle	1-0	1-0	0-0	0-0
Long Beach State	3-0	3-0	0-0	0-0
Louisville	2-1	0-0	0-1	2-0
Loyola Marymount	**4-3**	**3-0**	**0-3**	**1-0**
Marquette	1-1	0-1	1-0	0-0
Maryland	1-0	0-0	0-0	1-0
Maryville-St. Louis	1-0	1-0	0-0	0-0
Mesa College	1-0	1-0	0-0	0-0
Metro State	3-1	2-1	1-0	0-0
Michigan	0-2	0-1	0-1	0-0
Michigan State	0-1	0-0	0-0	0-1
Minnesota	**2-0**	**1-0**	**1-0**	**0-0**
Missouri	1-0	1-0	0-0	0-0
UMKC	2-2	2-0	0-2	0-0
Missouri State	1-0	1-0	0-0	0-0
Montana	4-4	2-1	1-3	1-0
Montana State	5-6	4-2	1-3	0-1
Moorhead State	1-0	0-0	0-0	1-0
Murray State	0-1	0-1	0-0	0-0
National College	0-1	0-0	0-0	0-1
Navy	1-0	1-0	0-0	0-0
Nebraska	2-0	1-0	0-0	1-0
Nebraska-Omaha	1-2	1-0	0-1	0-1
Nevada	**5-1**	**2-0**	**3-1**	**0-0**
New Mexico	**30-39**	**19-11**	**10-22**	**1-6**
New Mexico State	2-22	2-9	0-13	0-0
North Dakota	2-0	1-0	1-0	0-0
North Texas State	1-0	0-0	0-0	1-0
Northern Arizona	6-5	2-3	4-2	0-0
Northern Colorado	20-11	13-3	6-8	1-0
Northern Iowa	2-5	1-2	0-3	1-0
Northwestern State	2-0	1-0	0-0	1-0
Notre Dame	1-3	1-1	0-2	0-0
Oakland	1-1	1-0	0-1	0-0
Ohio	1-1	0-0	0-0	1-1
Ohio State	0-1	0-0	0-0	0-1
Oklahoma	1-1	0-1	0-0	1-0
Oklahoma City	1-1	0-1	0-0	1-0
Okla. Panhandle St.	1-0	1-0	0-0	0-0
Oklahoma State	0-2	0-1	0-1	0-0
Oregon	1-2	0-1	1-0	0-1
Oregon State	3-2	2-0	1-1	0-1
Pacific	1-1	1-0	0-1	0-0
Pennsylvania	2-0	2-0	0-0	0-0
Pepperdine	3-3	2-2	1-1	0-0
Phillips	0-2	0-0	0-0	0-2
Portland	4-1	3-0	1-1	0-0
Portland State	4-3	2-0	1-1	1-2
Prairie View A&M	1-0	0-0	1-0	0-0
Providence	0-1	0-0	0-0	0-1
Purdue	0-1	0-0	0-1	0-0
Radford	1-0	1-0	0-0	0-0
Regis	2-0	1-0	1-0	0-0
Rhode Island	1-0	0-0	0-0	1-0
Rice	4-0	2-0	1-0	1-0
Rocky Mtn. College	1-0	1-0	0-0	0-0
Rutgers	1-0	1-0	0-0	0-0
Sacramento State	3-0	2-0	1-0	0-0
St. Bonaventure	1-0	1-0	0-0	0-0
St. John's	1-0	0-0	1-0	0-0

Team	All	H	A	N
St. Mary's	2-0	1-0	1-0	0-0
Sam Houston State	1-0	0-0	0-0	1-0
San Diego	0-2	0-1	0-1	0-0
San Diego State	**18-27**	**11-10**	**5-16**	**2-1**
San Francisco	3-3	2-1	1-2	0-0
San José State	**6-1**	**3-0**	**2-1**	**1-0**
Santa Clara	3-2	1-1	2-1	0-0
Seattle	1-1	1-0	0-1	0-0
South Dakota	4-1	4-1	0-0	0-0
South Dakota State	0-1	0-1	0-0	0-0
South Dakota Mines	**1-0**	**1-0**	**0-0**	**0-0**
Southern California	2-1	1-1	1-0	0-0
Southern Illinois	1-0	0-0	0-0	1-0
SMU	4-2	1-0	1-0	2-2
Southern Utah	3-1	2-0	0-1	1-0
Stanford	0-1	0-0	0-1	0-0
Stephen F. Austin	2-1	1-0	1-0	0-1
Stony Brook	1-0	1-0	0-0	0-0
Tennessee Tech	1-0	0-0	0-0	1-0
Tennessee-Martin	1-0	1-0	0-0	0-0
Texas A&M	0-1	0-1	0-0	0-0
Texas A&M C.C.	1-1	1-0	0-1	0-0
TCU	4-13	3-6	1-7	0-0
UTEP	17-12	10-4	6-7	1-1
Texas-Pan American	2-0	2-0	0-0	0-0
Texas-San Antonio	2-2	1-0	1-2	0-0
Texas Southern	2-0	2-0	0-0	0-0
Texas State	3-1	3-0	0-1	0-0
Texas Tech	0-1	0-1	0-0	0-0
Toledo	1-2	1-1	0-1	0-0
Tulane	1-2	1-0	0-1	0-1
Tulsa	4-2	2-1	2-1	0-1
UAB	1-0	1-0	0-0	0-0
UC Irvine	3-1	1-0	1-1	1-0
UCLA	0-1	0-0	0-0	0-1
UC Santa Barbara	1-2	1-1	0-1	0-0
UNLV	**22-16**	**13-5**	**9-11**	**0-0**
Utah	15-59	9-25	4-33	2-1
Utah State	**10-9**	**6-4**	**3-4**	**1-1**
Valparaiso	1-2	1-1	0-1	0-0
Vermont	1-0	1-0	0-0	0-0
Villanova	0-1	0-0	0-0	0-1
Virginia Tech	0-1	0-0	0-0	0-1
Wake Forest	1-0	0-0	0-0	1-0
Washington	2-0	1-0	1-0	0-0
Washington State	4-0	2-0	1-0	1-0
Weber State	**9-12**	**7-4**	**2-7**	**0-1**
West Texas State	1-2	1-1	0-1	0-0
West Virginia	1-0	1-0	0-0	0-0
Western Carolina	1-1	0-1	1-0	0-0
Western Illinois	1-0	1-0	0-0	0-0
Western Michigan	0-2	0-1	1-0	0-0
Western Oregon	1-0	0-0	0-0	1-0
Western State	1-0	1-0	0-0	0-0
Western Wyoming	1-0	1-0	0-0	0-0
Wichita State	3-3	2-1	1-2	0-0
Winnipeg	1-0	1-0	0-0	0-0
Winthrop	0-1	0-0	0-1	0-0
Wisconsin	0-1	0-0	0-1	0-0
Wisconsin-Green Bay	1-2	1-1	0-1	0-0
Wyoming	**42-44**	**22-18**	**16-23**	**4-3**
Xavier	2-0	1-0	0-0	1-0

2013-14 Sophomores
Caitlin Duffy, Emily Johnson, Hanne Mestdagh
Not pictured: Emilie Hesseldal

2012-13 REVIEW

2012-13 Review 51
2012-13 Statistics 52
2012-13 Box Scores 53-60
2012-13 Game Highs 61
2012-13 Superlatives 62

The Colorado State women's basketball program closed out last season with an overall record of 11-19, and posted a 7-9 record in Mountain West action, under the leadership of Head Coach Ryun Williams, who made his first appearance in the conference tournament in the 2012-13 season.

The team earned a sixth-place conference ranking, capturing seven conference victories under Williams, including sweeps of MW teams Nevada, Air Force and Boise State. This is the third consecutive season CSU has had at least seven wins in the MW.

Although CSU struggled to find its shot at times, the team relied heavily on defense in all of its victories. In all 11 of the Rams' wins last year, their opponents scored 60 points or less. Even in its losses, Colorado State held foes to 60 points or less six times, including season lows in scoring from the conference's top two contenders: San Diego State (48 points) and Fresno State (49 points).

Sam Martin

Lone senior Meghan Heimstra improved her game sizably during her final year, ending the season ranked in six MW statistical categories: 23rd in scoring (9.1), 15th in rebounding (5.6), 10th in defensive rebounds (4.0), second in blocks (2.0), 11th in free-throw percentage (.717), and 12th in steals (1.6). Heimstra earned a spot on the Mountain West all-defensive team and was honored with all-conference honorable mention. Heimstra finished the season with the school record 55 blocks in a single season and 143 career blocks, which ranks second all-time in program history.

Junior Sam Martin received second-team all-conference honors. Martin is the second player in program history to reach 1,000 points, 500 rebounds and 100 blocks before her senior campaign and is ranked in the MW in eight statistical categories: 11th in scoring (12.8), seventh in rebounding (6.7), ninth in field-goal percentage (.434), fifth in three-point percentage (.363), 11th in three-pointers made (1.2), fourth in blocks (1.4), sixth in defensive rebounds (4.9), and sixth in minutes played (33.8). The 6-2 forward started and played in all 30 games during her junior season, ending the season averaging 12.8 points, 6.7 rebounds, and 1.4 blocks per game.

Freshman Caitlin Duffy made a large impact for the Rams, earning all-MW honorable mention honors her rookie season. The 5-11 guard ranked in the MW in four statistical categories: 18th in scoring, second in free-throw percentage (.808), ninth in three-point percentage, and seventh in three-pointers made (1.6) Duffy started in 23 of 27 games played, after nursing an early season wrist injury. Duffy scored double figures in 15 games, averaging 10.5 points, 3.8 rebounds per game, as well as averaging a .350 three-point percentage.

Juniors Hayley Thompson and Alicia Nichols helped the Rams immensely. Thompson started in 23 of 28 games played for CSU, including 16 starts, and ranked 14th in the MW in defensive rebounds, averaging 3.8 per game. Nichols played in all 30 games for the Rams, starting in 12. The 6-0 forward shot a .432 percentage from the field, ranking second on the team and scored double figures in seven games.

Sophomore Kara Spotton started in five of 26 games played for the Rams, scored double figures in four games and averaged 5.0 points and 2.6 rebounds per game. Sophomore LeDeyah Forte started in 25 of the Rams 30 games, making appearances in all 30 of them. Forte closed out the season ranked eighth in the MW in assists (3.5) and fifth in assist-to-turnover ratio (1.3). The 5-4 sophomore also registered five games in double figures on the season.

Freshman Taylor Varsho had a considerable amount of playing time for Colorado State, starting in five out of the 22 games played for the Rams. Varsho averaged 3.6 points and 2.9 rebounds per game. Sophomore Mandy Makeever started in three-of-15 games played for the Rams, averaging 3.4 points and 0.9 rebounds per game, while sophomore Amber Makeever started in one of 11 games played for the Rams, averaging 3.5 points and 1.1 rebounds per contest.

Freshman Emily Johnson saw action in 25 of the 30 games her rookie season, averaging 1.4 points and 1.2 rebounds per contest. Freshman Hanne Mestdagh received a medical redshirt after suffering a knee injury.

The Rams return seven players from last year's roster, adding eight for the upcoming season, and look to improve their overall record.

Season Highlights

- Finished 7-9 in MW action
- Swept Nevada, Boise State, and Air Force
- Team ranked second in defensive rebounds (26.5 per game), fourth in assist/turnover ratio (0.9), second in blocked shots (4.4 per game), and second in three-point field goals made (5.7 per game).
- Martin received second team all-conference honors
- Duffy earned all-conference honorable mention honors
- Leader, scoring: Martin, 384
- Leader, assists: Forte, 105
- Leader, rebounds: Martin, 202

RECORD:	OVERALL	HOME	AWAY	NEUTRAL
ALL GAMES	11-19	8-7	3-10	0-2
CONFERENCE	7-9	4-4	3-5	0-0
NON-CONFERENCE	4-10	4-3	0-5	0-2

					TOTAL			3-PTS						REBOUNDS											
##	Player	GP-GS	Min	Avg	FG	FGA	Pct	3FG	FGA	Pct	FT	FTA	Pct	Off	Def	Tot	Avg	PF	FO	A	TO	Blk	Stl	Pts	Avg
12	MARTIN, S.	30-30	1014	33.8	150	346	.434	37	102	.363	47	57	.825	56	146	202	6.7	63	0	46	58	41	27	384	12.8
	MW-Only...	16-16	553	34.6	85	191	.445	19	47	.404	25	32	.781	27	85	112	7.0	32	0	26	26	21	14	214	13.4
33	DUFFY, C.	27-23	804	29.8	78	232	.336	43	123	.350	84	104	.808	11	92	103	3.8	45	0	53	62	6	23	283	10.5
	MW-Only...	15-15	481	32.1	40	132	.303	27	80	.338	49	59	.831	5	44	49	3.3	21	0	29	37	3	16	156	10.4
11	HEIMSTRA, M.	28-22	742	26.5	81	211	.384	6	21	.286	86	120	.717	45	113	158	5.6	58	1	25	45	55	45	254	9.1
	MW-Only...	16-15	464	29.0	62	150	.413	6	16	.375	61	79	.772	29	75	104	6.5	36	1	15	28	33	30	191	11.9
24	NICHOLS, A.	30-12	703	23.4	64	148	.432	19	52	.365	24	38	.632	30	65	95	3.2	57	0	26	47	12	25	171	5.7
	MW-Only...	16-3	347	21.7	34	80	.425	7	19	.368	11	19	.579	8	31	39	2.4	34	0	17	26	3	11	86	5.4
01	FORTE, L.	30-25	866	28.9	61	189	.323	7	35	.200	31	36	.861	8	49	57	1.9	35	1	105	81	0	38	160	5.3
	MW-Only...	16-12	434	27.1	26	81	.321	3	11	.273	18	19	.947	3	27	30	1.9	15	0	54	37	0	20	73	4.6
20	SPOTTON, K.	26-5	333	12.8	52	128	.406	1	6	.167	24	36	.667	28	40	68	2.6	49	1	8	29	10	13	129	5.0
	MW-Only...	13-1	94	7.2	9	26	.346	1	2	.500	7	7	1.000	6	3	9	0.7	17	0	1	8	1	3	26	2.0
13	VARSHO, T.	22-5	310	14.1	26	73	.356	11	42	.262	17	24	.708	25	38	63	2.9	30	1	16	17	0	18	80	3.6
	MW-Only...	9-0	65	7.2	6	18	.333	3	9	.333	1	2	.500	4	10	14	1.6	4	0	5	10	0	2	16	1.8
03	THOMPSON, H.	28-23	687	24.5	35	130	.269	18	81	.222	12	18	.667	5	106	111	4.0	27	1	29	26	14	27	100	3.6
	MW-Only...	16-15	484	30.3	25	83	.301	13	51	.255	11	16	.688	5	79	84	5.3	17	1	25	19	8	15	74	4.6
15	MAKEEVER, A.	11-1	115	10.5	13	31	.419	11	29	.379	1	2	.500	0	12	12	1.1	4	0	3	9	1	4	38	3.5
	MW-Only...	0-0	0	0.0	0	0	.000	0	0	.000	0	0	.000	0	0	0	0.0	0	0	0	0	0	0	0	0.0
21	MAKEEVER, M.	15-3	179	11.9	17	43	.395	11	29	.379	6	7	.857	2	11	13	0.9	5	0	9	8	0	2	51	3.4
	MW-Only...	14-3	163	11.6	16	41	.390	11	28	.393	6	7	.857	2	10	12	0.9	5	0	8	8	0	2	49	3.5
10	JOHNSON, E.	25-1	281	11.2	11	55	.200	2	32	.063	10	13	.769	3	27	30	1.2	17	0	17	21	1	5	34	1.4
	MW-Only...	14-0	114	8.1	4	16	.250	1	5	.200	4	6	.667	2	14	16	1.1	4	0	7	6	1	3	13	0.9
23	HUNT, M.	4-0	15	3.8	2	5	.400	0	0	.000	0	2	.000	1	2	3	0.8	1	0	0	0	0	0	4	1.0
	MW-Only...	0-0	0	0.0	0	0	.000	0	0	.000	0	0	.000	0	0	0	0.0	0	0	0	0	0	0	0	0.0
TM	TEAM.....													35	88	123	4.1	1			15			0	
	MW-Only...													17	46	63	3.9	1			8			0	
	Total.....	30			590	1591	.371	166	552	.301	342	457	.748	249	789	1038	34.6	392	5	337	418	140	227	1688	56.3
	MW-Only...	16			307	818	.375	91	268	.340	193	246	.785	108	424	532	33.2	186	2	187	213	70	116	898	56.1
	Opponents.....	30			659	1817	.363	211	667	.316	255	401	.636	453	802	1255	41.8	433	-	387	424	65	232	1784	59.5
	MW-Only...	16			355	975	.364	111	374	.297	119	189	.630	240	425	665	41.6	225	5	209	217	26	116	940	58.8

SCORE BY PERIODS:	1st	2nd	OT	OT2	Total
Colorado State	776	903	7	2	1688
Opponents	851	919	7	7	1784

TEAM STATISTICS - ALL GAMES

Team Statistics	CS	OPP
SCORING	1688	1784
Points per game	56.3	59.5
Scoring margin	-3.2	-
FIELD GOALS-ATT	590-1591	659-1817
Field goal pct	.371	.363
3 POINT FG-ATT	166-552	211-667
3-point FG pct	.301	.316
3-pt FG made per game	5.5	7.0
FREE THROWS-ATT	342-457	255-401
Free throw pct	.748	.636
F-Throws made per game	11.4	8.5
REBOUNDS	1038	1255
Rebounds per game	34.6	41.8
Rebounding margin	-7.2	-
ASSISTS	337	387
Assists per game	11.2	12.9
TURNOVERS	418	424
Turnovers per game	13.9	14.1
Turnover margin	+0.2	-
Assist/turnover ratio	0.8	0.9
STEALS	227	232
Steals per game	7.6	7.7
BLOCKS	140	65
Blocks per game	4.7	2.2
WINNING STREAK	0	-
Home win streak	0	-
ATTENDANCE	16757	26836
Home games-Avg/Game	15-1117	13-1712
Neutral site-Avg/Game	-	2-2290

TEAM STATISTICS - CONFERENCE GAMES

Team Statistics	CS	OPP
SCORING	898	940
Points per game	56.1	58.8
Scoring margin	-2.6	-
FIELD GOALS-ATT	307-818	355-975
Field goal pct	.375	.364
3 POINT FG-ATT	91-268	111-374
3-point FG pct	.340	.297
3-pt FG made per game	5.7	6.9
FREE THROWS-ATT	193-246	119-189
Free throw pct	.785	.630
F-Throws made per game	12.1	7.4
REBOUNDS	532	665
Rebounds per game	33.2	41.6
Rebounding margin	-8.3	-
ASSISTS	187	209
Assists per game	11.7	13.1
TURNOVERS	213	217
Turnovers per game	13.3	13.6
Turnover margin	+0.3	-
Assist/turnover ratio	0.9	1.0
STEALS	116	116
Steals per game	7.3	7.3
BLOCKS	70	26
Blocks per game	4.4	1.6
WINNING STREAK	1	-
Home win streak	0	-
ATTENDANCE	8140	16268
Home games-Avg/Game	8-1018	8-2034
Neutral site-Avg/Game	-	0-0

11/11 - Montana State | L, 58-53

Montana State 58 • 1-0

##	Player		Total FG-FGA	3-Ptr FG-FGA	FT-FTA	Rebounds Off	Def	Tot	PF	TP	A	TO	Blk	Stl	Min
15	ELLIOTT, Jackie	f	1-5	0-1	2-2	2	3	5	1	4	1	5	0	0	26
23	BRUMWELL, Ashley	f	3-7	0-1	0-2	2	0	2	3	6	3	0	0	0	25
32	SEMANSKY, Rachel	f	2-6	0-0	7-9	4	7	11	4	11	1	5	0	2	33
03	DURHAM, Kalli	g	5-12	2-4	3-5	2	4	6	2	15	0	1	1	1	28
34	ADAMS, Latisha	g	2-9	1-4	0-0	0	4	4	2	5	1	1	1	0	21
02	FERRIS, Peyton		0-3	0-0	0-2	1	3	4	1	0	0	2	0	0	15
11	STOCKTON, Lindsay		2-3	0-0	1-2	2	0	2	2	5	1	2	0	1	10
12	ALLEN, Emily		1-6	0-3	0-0	1	0	1	1	2	0	1	1	2	11
22	DAWKINS, Alexa		0-0	0-0	0-0	0	1	1	0	0	0	0	0	0	4
24	CARTER, Rechel		4-9	1-2	0-3	3	1	4	0	9	1	1	0	1	20
31	HOMMES, Jasmine		0-1	0-0	1-2	2	0	2	1	1	0	3	0	0	7
	Team					2	6	8							
	Totals		20-61	4-15	14-27	21	29	50	17	58	8	21	3	7	200

FG % 1st Half:	12-34 35.3%	2nd half:	8-27 29.6%	Game:	20-61 32.8%	Deadball
3FG % 1st Half:	3-10 30.0%	2nd half:	1-5 20.0%	Game:	4-15 26.7%	Rebounds
FT % 1st Half:	4-6 66.7%	2nd half:	10-21 47.6%	Game:	14-27 51.9%	5,1

Colorado State 53 • 0-1

##	Player		Total FG-FGA	3-Ptr FG-FGA	FT-FTA	Rebounds Off	Def	Tot	PF	TP	A	TO	Blk	Stl	Min
11	HEIMSTRA, Meghan	f	0-5	0-1	2-2	1	2	3	3	2	1	2	6	1	23
12	MARTIN, Sam	f	5-13	1-4	3-4	2	5	7	4	14	1	8	0	1	31
01	FORTE, LaDeyah	g	3-12	0-1	0-1	0	2	2	3	6	5	4	0	1	39
03	THOMPSON, Hayley	g	0-7	0-5	0-0	0	5	5	0	0	0	0	1	0	26
13	VARSHO, Taylor	g	6-13	2-9	5-6	2	8	10	4	19	1	0	0	2	38
10	JOHNSON, Emily		0-0	0-0	0-0	0	0	0	0	0	0	2	0	0	3
20	SPOTTON, Kara		4-7	0-0	2-4	5	1	6	2	10	1	0	1	2	19
24	NICHOLS, Alicia		1-2	0-0	0-0	1	1	2	4	2	0	2	0	0	21
	Team					1	4	5							
	Totals		19-59	3-20	12-17	12	28	40	20	53	9	18	8	7	200

FG % 1st Half:	6-25 24.0%	2nd half:	13-34 38.2%	Game:	19-59 32.2%	Deadball
3FG % 1st Half:	2-8 25.0%	2nd half:	1-12 8.3%	Game:	3-20 15.0%	Rebounds
FT % 1st Half:	4-6 66.7%	2nd half:	8-11 72.7%	Game:	12-17 70.6%	3

Officials: Chuck Gonzalez, Cheryll Blue, Julie Krommenhoek
Technical fouls: Montana State-None. Colorado State-None.
Attendance: 1459

Score by periods	1st	2nd	Total
Montana State	31	27	**58**
Colorado State	18	35	**53**

Points	In Paint	Off T/O	2nd Chance	Fast Break	Bench
MSU	16	18	11	0	17
CS	28	15	10	6	12

Last FG - MSU 2nd-00:16, CS 2nd-00:06.
Largest lead - MSU by 16 1st-03:15, CS by 6 1st-13:43.

Score tied - 4 times.
Lead changed - 3 times.

11/13 - Northern Colorado | W, 56-43

Northern Colorado 43 • 1-1

##	Player		Total FG-FGA	3-Ptr FG-FGA	FT-FTA	Rebounds Off	Def	Tot	PF	TP	A	TO	Blk	Stl	Min
21	OOSDYKE, Lauren	f	4-7	1-2	0-0	1	5	6	4	9	3	3	1	0	20
23	LOCKRIDGE, Kim	f	3-9	0-0	1-2	4	2	6	2	7	2	2	1	0	36
03	STRANGE, D'shara	g	5-18	2-6	3-3	3	2	5	4	15	2	3	2	4	37
15	TIMM, Victoria	g	2-8	0-5	0-0	1	7	8	1	4	1	4	1	3	36
24	HISER, Kyleigh	g	1-6	1-4	0-0	0	2	2	2	3	0	1	0	1	28
05	DERRIEUX, Jamie		0-0	0-0	0-0	0	1	1	0	0	0	2	0	0	3
20	MALLON, Lindsay		0-2	0-1	0-0	0	0	0	1	0	0	0	0	0	1
25	DUEHN, Molly		2-7	1-4	0-0	2	2	4	1	5	1	0	0	1	30
44	LEE, Stephanie		0-1	0-1	0-0	0	0	0	2	0	0	1	1	0	9
	Team					3	2	5							
	Totals		17-58	5-23	4-5	14	23	37	17	43	9	16	6	9	200

FG % 1st Half:	7-32 21.9%	2nd half:	10-26 38.5%	Game:	17-58 29.3%	Deadball
3FG % 1st Half:	3-13 23.1%	2nd half:	2-10 20.0%	Game:	5-23 21.7%	Rebounds
FT % 1st Half:	0-0 0.0%	2nd half:	4-5 80.0%	Game:	4-5 80.0%	1

Colorado State 56 • 1-1

##	Player		Total FG-FGA	3-Ptr FG-FGA	FT-FTA	Rebounds Off	Def	Tot	PF	TP	A	TO	Blk	Stl	Min
11	HEIMSTRA, Meghan	f	4-11	0-0	3-4	3	5	8	2	11	0	2	2	0	29
12	MARTIN, Sam	f	1-3	0-1	2-2	2	4	6	3	4	3	5	3	1	37
01	FORTE, LaDeyah	g	3-9	0-3	2-4	0	3	3	3	8	9	2	0	3	40
03	THOMPSON, Hayley	g	2-7	0-4	0-0	0	0	0	0	4	1	1	1	1	20
13	VARSHO, Taylor	g	0-3	0-2	0-0	2	4	6	2	0	0	1	0	2	18
15	MAKEEVER, Amber		5-6	4-5	1-2	0	3	3	0	15	0	0	0	1	20
20	SPOTTON, Kara		1-5	0-0	1-2	1	5	6	3	3	0	3	2	0	14
24	NICHOLS, Alicia		4-6	3-5	0-0	1	3	4	1	11	0	1	1	2	22
	Team					0	0	0							
	Totals		20-50	7-20	9-14	9	27	36	14	56	13	15	9	10	200

FG % 1st Half:	11-25 44.0%	2nd half:	9-25 36.0%	Game:	20-50 40.0%	Deadball
3FG % 1st Half:	3-9 33.3%	2nd half:	4-11 36.4%	Game:	7-20 35.0%	Rebounds
FT % 1st Half:	2-4 50.0%	2nd half:	7-10 70.0%	Game:	9-14 64.3%	3

Officials: Randy Campbell, Bob Scofield, Alecia Balich-Murray
Technical fouls: Northern Colorado-None. Colorado State-None.
Attendance: 913

Score by periods	1st	2nd	Total
Northern Colorado	17	26	**43**
Colorado State	27	29	**56**

Points	In Paint	Off T/O	2nd Chance	Fast Break	Bench
NC	22	6	13	0	5
CS	12	19	10	0	29

Last FG - NC 2nd-00:41, CS 2nd-01:27.
Largest lead - NC by 1 1st-18:05, CS by 17 2nd-05:18.

Score tied - 1 time.
Lead changed - 4 times.

11/17 - Seattle | W, 58-55

Seattle 55 • 0-3

##	Player		Total FG-FGA	3-Ptr FG-FGA	FT-FTA	Rebounds Off	Def	Tot	PF	TP	A	TO	Blk	Stl	Min
14	Ward, Ashley	f	2-10	1-5	15-17	0	3	3	4	20	3	2	0	4	35
35	McCarthy, Maggie	f	1-6	1-6	0-0	3	3	6	0	3	0	0	0	0	24
41	Sowell, Kacie	f	5-10	0-0	0-0	2	5	7	4	10	0	3	0	0	31
45	Adhiambo, Brenda	f	0-1	0-0	1-2	2	2	4	2	1	0	3	0	0	17
01	Shephard, Sylvia	g	3-14	0-8	2-2	1	6	7	4	8	4	6	0	3	33
03	Dougherty, Shelby		0-1	0-0	0-0	0	0	0	0	0	0	0	0	0	2
10	Clark, Makenna		3-5	3-3	0-0	0	0	0	3	9	1	0	0	3	13
15	Perez, Catherine		0-1	0-0	0-0	0	0	0	0	0	0	1	1	0	5
23	Dillard-Brown, Renee		0-0	0-0	0-0	0	2	2	0	0	1	0	0	0	3
24	Brown, Daidra		1-6	0-1	0-1	0	2	2	4	2	3	1	0	2	23
31	Ross, Taelor		1-1	0-0	0-0	0	0	0	0	2	0	0	0	0	3
32	Stoffel, Kristin		0-2	0-0	0-0	1	0	1	1	0	0	0	0	0	11
	Team					4	3	7							
	Totals		16-57	5-23	18-22	13	26	39	22	55	12	16	1	12	200

FG % 1st Half:	5-23 21.7%	2nd half:	11-34 32.4%	Game:	16-57 28.1%	Deadball
3FG % 1st Half:	0-8 0.0%	2nd half:	5-15 33.3%	Game:	5-23 21.7%	Rebounds
FT % 1st Half:	8-8 100.0	2nd half:	10-14 71.4%	Game:	18-22 81.8%	1

Colorado State 58 • 2-1

##	Player		Total FG-FGA	3-Ptr FG-FGA	FT-FTA	Rebounds Off	Def	Tot	PF	TP	A	TO	Blk	Stl	Min
11	HEIMSTRA, Meghan	f	3-6	0-0	1-2	1	4	5	2	7	0	3	0	1	28
12	MARTIN, Sam	f	5-13	3-5	1-1	1	9	10	2	14	0	4	1	1	33
01	FORTE, LaDeyah	g	0-2	0-1	0-0	0	0	0	1	0	2	5	0	0	22
03	THOMPSON, Hayley	g	1-2	1-1	0-0	0	4	4	1	3	0	2	0	1	20
13	VARSHO, Taylor	g	0-2	0-1	6-10	2	0	2	4	6	2	1	0	2	20
10	JOHNSON, Emily		0-2	0-1	0-0	0	0	0	0	0	0	0	0	0	6
15	MAKEEVER, Amber		0-3	0-3	0-0	0	1	1	1	0	1	0	0	0	12
20	SPOTTON, Kara		8-12	0-0	0-0	3	2	5	3	16	1	3	0	0	18
24	NICHOLS, Alicia		0-1	0-1	2-4	2	0	2	4	2	0	0	0	0	20
33	DUFFY, Caitlin		3-6	1-2	3-7	0	7	7	2	10	5	2	0	0	21
	Team					0	4	4							
	Totals		20-49	5-15	13-24	9	31	40	20	58	11	20	1	5	200

FG % 1st Half:	10-26 38.5%	2nd half:	10-23 43.5%	Game:	20-49 40.8%	Deadball
3FG % 1st Half:	1-8 12.5%	2nd half:	4-7 57.1%	Game:	5-15 33.3%	Rebounds
FT % 1st Half:	3-3 100.0	2nd half:	10-21 47.6%	Game:	13-24 54.2%	5

Officials: Roy Gulbeyan, Mazetta Garrett, Teresa Turner
Technical fouls: Seattle-None. Colorado State-None.
Attendance: 1635

Score by periods	1st	2nd	Total
Seattle	18	37	**55**
Colorado State	24	34	**58**

Points	In Paint	Off T/O	2nd Chance	Fast Break	Bench
SU	14	19	11	6	13
CS	24	9	9	0	28

Last FG - SU 2nd-00:49, CS 2nd-05:10.
Largest lead - SU by 2 1st-18:58, CS by 15 2nd-14:29.

Score tied - 1 time.
Lead changed - 3 times.

11/20 - Toledo | L, 66-62

Toledo 66 • 2-1

##	Player		Total FG-FGA	3-Ptr FG-FGA	FT-FTA	Rebounds Off	Def	Tot	PF	TP	A	TO	Blk	Stl	Min
03	SMITH, Lecretia	f	5-6	1-1	0-0	1	3	4	3	11	0	1	0	0	25
23	ZANOGUERA, Inma	f	2-8	1-4	0-1	1	2	3	3	5	2	1	1	3	32
33	RICHARDSON, Yolanda	c	3-6	0-0	1-4	3	7	10	2	7	0	0	3	1	30
04	SHAFIR, Naama	g	4-15	2-4	1-3	1	3	4	2	11	8	0	0	2	34
22	DORTCH, Andola	g	2-9	2-7	1-2	1	5	6	3	7	3	6	0	2	27
05	REED-LEWIS, Janelle		1-3	1-2	2-2	2	0	2	1	5	3	1	0	0	17
12	McCORMICK, Riley		4-7	3-5	0-0	2	1	3	1	11	2	0	0	0	11
13	CARSON, Mariah		0-0	0-0	0-0	0	1	1	1	0	0	0	0	0	0+
32	CAPOTOSTO, Ana		1-1	1-1	0-0	0	0	0	1	3	1	0	0	0	5
44	BAUMGARTNER, Kyle		0-1	0-0	0-0	0	3	3	1	0	0	1	0	1	9
50	JONES, Brianna		3-5	0-0	0-0	1	0	1	0	6	0	0	0	0	10
	Team					1	1	2				1			
	Totals		25-61	11-24	5-12	13	26	39	18	66	19	11	4	9	200

FG % 1st Half:	13-28 46.4%	2nd half:	12-33 36.4%	Game:	25-61 41.0%	Deadball
3FG % 1st Half:	7-14 50.0%	2nd half:	4-10 40.0%	Game:	11-24 45.8%	Rebounds
FT % 1st Half:	2-4 50.0%	2nd half:	3-8 37.5%	Game:	5-12 41.7%	1,1

Colorado State 62 • 2-2

##	Player		Total FG-FGA	3-Ptr FG-FGA	FT-FTA	Rebounds Off	Def	Tot	PF	TP	A	TO	Blk	Stl	Min
11	HEIMSTRA, Meghan	f	1-5	0-0	3-5	0	6	6	1	5	0	1	3	0	25
12	MARTIN, Sam	f	1-8	0-5	0-0	0	2	2	1	2	1	0	1	1	28
01	FORTE, LaDeyah	g	7-12	0-2	2-2	1	0	1	5	16	4	5	0	4	28
03	THOMPSON, Hayley	g	0-0	0-0	0-0	0	0	0	0	0	0	0	0	0	5
13	VARSHO, Taylor	g	0-4	0-3	2-2	2	2	4	0	2	0	0	0	0	19
10	JOHNSON, Emily		4-5	1-1	2-3	0	3	3	2	11	0	1	0	0	25
15	MAKEEVER, Amber		0-0	0-0	0-0	0	0	0	0	0	0	2	0	0	6
20	SPOTTON, Kara		5-13	0-2	2-3	6	10	16	0	12	0	0	0	0	25
24	NICHOLS, Alicia		3-4	1-2	0-0	0	2	2	1	7	0	1	2	0	23
33	DUFFY, Caitlin		1-8	1-4	4-4	1	1	2	2	7	5	1	0	0	16
	Team					3	3	6				1			
	Totals		22-59	3-19	15-19	13	29	42	12	62	10	12	6	5	200

FG % 1st Half:	13-32 40.6%	2nd half:	9-27 33.3%	Game:	22-59 37.3%	Deadball
3FG % 1st Half:	1-8 12.5%	2nd half:	2-11 18.2%	Game:	3-19 15.8%	Rebounds
FT % 1st Half:	5-8 62.5%	2nd half:	10-11 90.9%	Game:	15-19 78.9%	1

Officials: Jack Jones, Eric Larson, Debbie Adams
Technical fouls: Toledo-None. Colorado State-None.
Attendance: 1751

Score by periods	1st	2nd	Total
Toledo	35	31	**66**
Colorado State	32	30	**62**

Points	In Paint	Off T/O	2nd Chance	Fast Break	Bench
TOLEDO	14	13	15	0	25
CS	26	12	10	6	37

Last FG - TOLEDO 2nd-00:10, CS 2nd-00:43.
Largest lead - TOLEDO by 17 1st-12:52, CS by 2 1st-19:41.

Score tied - 0 times.
Lead changed - 1 time.

11/28 - at Loyola Marymount | L, 69-52

Colorado State 52 • 2-3

##	Player		Total FG-FGA	3-Ptr FG-FGA	FT-FTA	Rebounds Off	Def	Tot	PF	TP	A	TO	Blk	Stl	Min
11	HEIMSTRA, Meghan	f	4-9	0-1	4-6	5	3	8	3	12	0	1	0	0	25
12	MARTIN, Sam	f	0-2	0-1	2-2	2	2	4	1	2	0	2	1	0	23
24	NICHOLS, Alicia	f	2-7	1-4	3-4	6	4	10	0	8	1	3	0	2	28
01	FORTE, LaDeyah	g	3-7	1-3	4-4	0	3	3	2	11	3	8	0	2	34
15	MAKEEVER, Amber	g	0-4	0-4	0-0	0	3	3	0	0	1	2	0	0	16
10	JOHNSON, Emily		2-10	0-7	0-0	1	3	4	1	4	0	1	0	0	24
13	VARSHO, Taylor		1-4	1-2	3-4	3	2	5	0	6	1	0	0	2	12
20	SPOTTON, Kara		2-12	0-1	0-0	0	1	1	4	4	0	2	1	2	20
23	HUNT, Morgan		0-0	0-0	0-0	0	0	0	0	0	0	0	0	0	1
33	DUFFY, Caitlin		1-4	0-0	3-4	0	3	3	2	5	1	3	0	1	17
	Team					2	5	7			1				
	Totals		15-59	3-23	19-24	19	29	48	13	52	7	23	2	9	200

FG % 1st Half: 6-30 20.0% 2nd half: 9-29 31.0% Game: 15-59 25.4%
3FG % 1st Half: 0-11 0.0% 2nd half: 3-12 25.0% Game: 3-23 13.0%
FT % 1st Half: 4-6 66.7% 2nd half: 15-18 83.3% Game: 19-24 79.2%

Deadball Rebounds 2

Loyola Marymount 69 • 5-3

##	Player		Total FG-FGA	3-Ptr FG-FGA	FT-FTA	Rebounds Off	Def	Tot	PF	TP	A	TO	Blk	Stl	Min
35	KERINS, Mackenzie	f	3-9	0-0	1-1	2	5	7	2	7	1	1	0	4	22
32	LOVE, Alexis	c	1-5	0-0	0-0	3	3	6	3	2	3	1	1	3	16
01	PRUITT, Danielle	g	3-9	1-4	0-0	3	0	3	1	7	2	0	0	1	21
03	COWLING, Alex	g	6-10	2-4	2-2	1	1	2	1	16	2	1	1	0	30
04	RAMIREZ, Hazel	g	2-7	1-3	0-0	0	3	3	2	5	3	4	0	2	27
00	LOVETT, Ashley		0-2	0-0	0-0	1	0	1	1	0	1	0	0	1	4
05	BARNES, Chelsea		2-5	0-0	0-1	0	2	2	2	4	0	0	1	2	11
11	GOMEZ, Melinda		5-7	0-0	2-4	3	3	6	1	12	2	1	1	1	16
13	JOHNSON, Deanna		2-5	0-0	0-0	1	2	3	2	4	2	1	0	1	17
15	BEN-JUMBO, Emily		1-4	0-0	0-0	1	3	4	1	2	0	2	0	0	9
19	TAYLOR, Sophie		1-3	1-2	0-0	0	2	2	2	3	1	1	0	0	9
21	ANDERSON, Taylor		2-4	0-1	1-3	0	1	1	1	5	1	2	0	2	16
33	KENNEDY, Brianna		1-1	0-0	0-0	0	0	0	1	2	0	0	0	0	2
	Team					2	3	5							
	Totals		29-71	5-14	6-11	17	28	45	20	69	18	14	4	17	200

FG % 1st Half: 13-38 34.2% 2nd half: 16-33 48.5% Game: 29-71 40.8%
3FG % 1st Half: 1-4 25.0% 2nd half: 4-10 40.0% Game: 5-14 35.7%
FT % 1st Half: 1-4 25.0% 2nd half: 5-7 71.4% Game: 6-11 54.5%

Deadball Rebounds 1

Officials: Wanda Szermeta, Charles Gonzalez, Teresa Turner
Technical fouls: Colorado State-None. Loyola Marymount-None.
Attendance: 210
CSU #33 Caitlin Duffy charged with flagrant 1 foul at 7:47 of second half.

Score by periods	1st	2nd	Total
Colorado State	16	36	**52**
Loyola Marymount	28	41	**69**

Points	In Paint	Off T/O	2nd Chance	Fast Break	Bench
CS	14	12	15	0	19
LMU	30	22	13	14	32

Last FG - CS 2nd-01:26, LMU 2nd-01:13.
Largest lead - CS None, LMU by 23 2nd-03:00.

Score tied - 0 times.
Lead changed - 0 times.

12/5 - at Colorado | L, 72-46

Colorado State 46 • 2-5

##	Player		Total FG-FGA	3-Ptr FG-FGA	FT-FTA	Rebounds Off	Def	Tot	PF	TP	A	TO	Blk	Stl	Min
12	MARTIN, Sam	f	6-16	2-6	2-2	1	4	5	3	16	0	1	0	2	32
20	SPOTTON, Kara	f	1-9	0-0	0-0	2	2	4	3	2	0	1	1	0	24
24	NICHOLS, Alicia	f	1-2	0-0	0-0	2	1	3	1	2	0	1	1	1	26
01	FORTE, LaDeyah	g	1-7	0-1	0-0	0	1	1	1	2	2	2	0	0	27
33	DUFFY, Caitlin	g	6-11	2-4	5-5	0	3	3	2	19	1	2	1	0	34
03	THOMPSON, Hayley		0-1	0-1	0-0	0	2	2	0	0	1	0	1	1	13
10	JOHNSON, Emily		0-4	0-3	2-2	0	1	1	2	2	1	2	0	0	18
13	VARSHO, Taylor		0-3	0-3	0-0	0	2	2	0	0	1	0	0	0	12
15	MAKEEVER, Amber		1-1	1-1	0-0	0	2	2	0	3	0	0	0	2	10
23	HUNT, Morgan		0-2	0-0	0-2	0	0	0	0	0	0	0	0	0	4
	Team					1	2	3							
	Totals		16-56	5-19	9-11	6	20	26	12	46	6	9	4	6	200

FG % 1st Half: 7-28 25.0% 2nd half: 9-28 32.1% Game: 16-56 28.6%
3FG % 1st Half: 1-9 11.1% 2nd half: 4-10 40.0% Game: 5-19 26.3%
FT % 1st Half: 2-2 100.0 2nd half: 7-9 77.8% Game: 9-11 81.8%

Deadball Rebounds 1

Colorado 72 • 7-0

##	Player		Total FG-FGA	3-Ptr FG-FGA	FT-FTA	Rebounds Off	Def	Tot	PF	TP	A	TO	Blk	Stl	Min
32	Roberson, Arielle	f	4-11	0-1	2-2	4	2	6	2	10	1	2	1	1	23
40	Hargis, Rachel	c	3-6	0-0	2-3	2	2	4	2	8	2	2	2	0	21
11	Wilson, Brittany	g	5-10	3-5	0-0	0	4	4	2	13	4	0	0	1	19
21	Sborov, Jasmine	g	2-6	0-1	0-0	2	2	4	0	4	2	0	0	0	21
23	Jeffery, Chucky	g	2-7	0-1	0-0	4	8	12	0	4	4	2	0	2	21
01	Kresl, Lexy		0-2	0-2	0-0	0	0	0	0	0	0	0	0	0	18
14	Malcolm-Peck, Meagan		1-2	1-2	2-2	0	3	3	1	5	0	0	1	0	14
24	Huggins, Lauren		2-6	2-6	0-0	1	2	3	2	6	0	1	1	1	17
33	Atchley, Alexus		0-0	0-0	0-0	0	0	0	0	0	0	0	0	0	2
34	Reese, Jen		4-10	1-1	2-2	3	5	8	1	11	1	1	0	0	17
45	Weston, Kyleesha		0-4	0-1	0-0	1	3	4	0	0	1	1	0	0	11
50	Swan, Jamee		4-7	0-0	3-4	4	2	6	0	11	0	2	2	0	16
	Team					3	2	5							
	Totals		27-71	7-20	11-13	24	35	59	10	72	15	11	7	5	200

FG % 1st Half: 15-38 39.5% 2nd half: 12-33 36.4% Game: 27-71 38.0%
3FG % 1st Half: 3-7 42.9% 2nd half: 4-13 30.8% Game: 7-20 35.0%
FT % 1st Half: 4-5 80.0% 2nd half: 7-8 87.5% Game: 11-13 84.6%

Deadball Rebounds 2

Officials: Michael Price, Penny Davis, Teresa Turner
Technical fouls: Colorado State-None. Colorado-None.
Attendance: 3146

Score by periods	1st	2nd	Total
Colorado State	17	29	**46**
Colorado	37	35	**72**

Points	In Paint	Off T/O	2nd Chance	Fast Break	Bench
CS	18	6	2	0	5
COLO	30	6	20	6	33

Last FG - CS 2nd-00:53, COLO 2nd-01:06.
Largest lead - CS by 2 1st-18:48, COLO by 32 2nd-09:41.

Score tied - 1 time.
Lead changed - 1 time.

12/1 - at Bowling Green | L, 71-49

Colorado State 49 • 2-4

##	Player		Total FG-FGA	3-Ptr FG-FGA	FT-FTA	Rebounds Off	Def	Tot	PF	TP	A	TO	Blk	Stl	Min
11	HEIMSTRA, Meghan	f	1-2	0-0	0-0	2	2	4	1	2	2	1	2	2	20
12	MARTIN, Sam	f	3-7	0-3	0-0	2	3	5	4	6	0	3	3	1	26
24	NICHOLS, Alicia	f	1-6	0-4	3-4	0	4	4	0	5	1	1	2	1	33
01	FORTE, LaDeyah	g	1-4	0-1	1-2	0	3	3	0	3	1	3	0	1	19
13	VARSHO, Taylor	g	2-7	0-4	0-0	1	0	1	4	4	0	1	0	2	23
10	JOHNSON, Emily		1-5	0-4	0-0	0	2	2	4	2	0	2	0	0	21
15	MAKEEVER, Amber		2-4	2-4	0-0	0	0	0	2	6	0	0	2	0	12
20	SPOTTON, Kara		1-7	0-1	2-4	0	4	4	1	4	0	0	0	0	19
23	HUNT, Morgan		1-1	0-0	0-0	1	0	1	1	2	0	0	0	0	4
33	DUFFY, Caitlin		5-8	1-1	4-5	0	2	2	4	15	1	4	1	0	23
	Team					1	4	5				1			
	Totals		18-51	3-22	10-15	7	24	31	21	49	5	18	8	7	200

FG % 1st Half: 4-19 21.1% 2nd half: 14-32 43.8% Game: 18-51 35.3%
3FG % 1st Half: 2-12 16.7% 2nd half: 1-10 10.0% Game: 3-22 13.6%
FT % 1st Half: 4-7 57.1% 2nd half: 6-8 75.0% Game: 10-15 66.7%

Deadball Rebounds 3

Bowling Green 71 • 4-3

##	Player		Total FG-FGA	3-Ptr FG-FGA	FT-FTA	Rebounds Off	Def	Tot	PF	TP	A	TO	Blk	Stl	Min
32	ROGERS, Alexis	f	2-6	0-3	0-0	2	4	6	4	4	2	2	1	1	17
42	HAVEL, Danielle	f	2-4	1-2	0-0	3	4	7	0	5	3	1	1	2	24
01	MATTHEWS, Jasmine	g	4-10	2-7	0-0	1	0	1	0	10	2	2	1	0	29
11	HALFHILL, Jillian	g	4-6	2-2	0-0	3	10	13	2	10	4	0	0	0	32
21	STEFFEN, Chrissy	g	1-7	1-5	3-4	2	1	3	0	6	2	0	0	1	21
03	HOEKSTRA, Deborah		0-3	0-1	2-2	0	1	1	0	2	0	0	0	1	8
13	SALINAS, Katrina		0-1	0-0	0-0	1	1	2	1	0	0	1	0	0	8
20	PAPENFUSS, Allison		0-4	0-0	3-5	2	1	3	2	3	0	3	1	0	18
30	JUSTINGER, Miriam		2-4	0-1	8-13	1	0	1	0	12	0	0	0	0	10
34	CAIRNDUFF, Bailey		3-8	1-4	1-1	0	1	1	0	8	1	2	0	1	11
40	STEIN, Jill		5-9	1-1	0-0	2	3	5	4	11	0	2	0	2	22
	Team					3	2	5							
	Totals		23-62	8-26	17-25	20	28	48	13	71	14	13	4	8	200

FG % 1st Half: 12-36 33.3% 2nd half: 11-26 42.3% Game: 23-62 37.1%
3FG % 1st Half: 5-17 29.4% 2nd half: 3-9 33.3% Game: 8-26 30.8%
FT % 1st Half: 2-4 50.0% 2nd half: 15-21 71.4% Game: 17-25 68.0%

Deadball Rebounds 3

Officials: Michael McConnell, Carol Comanita, Zachary Klein
Technical fouls: Colorado State-None. Bowling Green-None.
Attendance: 1624

Score by periods	1st	2nd	Total
Colorado State	14	35	**49**
Bowling Green	31	40	**71**

Points	In Paint	Off T/O	2nd Chance	Fast Break	Bench
CS	22	7	12	3	29
BGSU	14	20	14	9	36

Last FG - CS 2nd-00:37, BGSU 2nd-01:26.
Largest lead - CS None, BGSU by 26 2nd-01:26.

Score tied - 0 times.
Lead changed - 0 times.

12/8 - at Tulsa | L, 58-43

Colorado State 43 • 2-6

##	Player		Total FG-FGA	3-Ptr FG-FGA	FT-FTA	Rebounds Off	Def	Tot	PF	TP	A	TO	Blk	Stl	Min
12	MARTIN, Sam	f	5-10	1-6	2-2	1	4	5	0	13	2	0	2	2	38
24	NICHOLS, Alicia	f	3-4	3-3	1-2	0	4	4	4	10	0	2	0	0	20
03	THOMPSON, Hayley	g	3-9	1-4	0-0	0	6	6	4	7	1	1	1	2	31
10	JOHNSON, Emily	g	0-3	0-2	2-2	0	1	1	0	2	0	2	0	0	22
33	DUFFY, Caitlin	g	0-1	0-0	0-0	0	1	1	1	0	1	3	1	0	12
01	FORTE, LaDeyah		0-8	0-2	0-0	0	4	4	1	0	3	1	0	0	33
13	VARSHO, Taylor		1-1	1-1	0-0	0	1	1	3	1	1	0	0	0	10
15	MAKEEVER, Amber		3-10	2-9	0-0	0	2	2	1	8	0	3	0	0	23
20	SPOTTON, Kara		0-0	0-0	0-0	0	2	2	0	0	0	4	1	0	11
	Team					1	1	2				1			
	Totals		15-46	8-27	5-6	2	26	28	12	43	8	18	5	4	200

FG % 1st Half: 12-23 52.2% 2nd half: 3-23 13.0% Game: 15-46 32.6%
3FG % 1st Half: 6-14 42.9% 2nd half: 2-13 15.4% Game: 8-27 29.6%
FT % 1st Half: 0-0 0.0% 2nd half: 5-6 83.3% Game: 5-6 83.3%

Deadball Rebounds 0

Tulsa 58 • 3-5

##	Player		Total FG-FGA	3-Ptr FG-FGA	FT-FTA	Rebounds Off	Def	Tot	PF	TP	A	TO	Blk	Stl	Min
31	COUISNARD, Tiffani	f	2-6	0-0	1-2	5	7	12	3	5	1	8	0	2	26
54	MCDANIEL, Loren	f	2-4	0-0	3-4	1	3	4	2	7	0	1	0	1	25
12	MAYBERRY, Taleya	g	4-13	1-3	2-2	0	4	4	0	11	7	0	0	1	34
23	CLARK, Ashley	g	1-4	1-2	0-2	0	2	2	1	3	0	2	0	2	14
35	BRADY, Kadan	g	2-8	2-5	0-0	0	5	5	2	6	2	0	0	0	32
00	GROVEY, Kelsee		6-10	4-8	0-0	0	4	4	1	16	1	0	0	2	31
01	VASQUEZ, Jasmine		1-2	0-1	0-0	1	1	2	2	2	0	1	0	0	8
15	WEBSTER, Antoinet		1-2	0-1	0-0	0	1	1	0	2	0	0	0	1	6
25	MCQUIN, Jessica		0-0	0-0	0-0	0	0	0	0	0	1	1	0	0	3
32	TURNER, Mariah		2-5	0-0	2-2	2	2	4	1	6	1	0	0	1	21
	Team					0	1	1							
	Totals		21-54	8-20	8-12	9	30	39	12	58	13	13	0	10	200

FG % 1st Half: 14-29 48.3% 2nd half: 7-25 28.0% Game: 21-54 38.9%
3FG % 1st Half: 6-11 54.5% 2nd half: 2-9 22.2% Game: 8-20 40.0%
FT % 1st Half: 3-4 75.0% 2nd half: 5-8 62.5% Game: 8-12 66.7%

Deadball Rebounds 2

Officials: Kelly Johnson, Gator Parrish, D'Lynn Schertz
Technical fouls: Colorado State-None. Tulsa-None.
Attendance: 472

Score by periods	1st	2nd	Total
Colorado State	30	13	**43**
Tulsa	37	21	**58**

Points	In Paint	Off T/O	2nd Chance	Fast Break	Bench
CS	4	11	0	0	11
TLS	18	28	7	11	26

Last FG - CS 2nd-04:30, TLS 2nd-01:36.
Largest lead - CS by 4 1st-13:12, TLS by 15 2nd-00:18.

Score tied - 2 times.
Lead changed - 5 times.

12/16 - CSU Bakersfield | W, 56-54

CSU Bakersfield 54 • 2-9

##	Player		Total FG-FGA	3-Ptr FG-FGA	FT-FTA	Rebounds Off	Def	Tot	PF	TP	A	TO	Blk	Stl	Min
34	Coffee, Janae	c	0-4	0-0	1-2	1	2	3	4	1	1	5	1	0	17
01	Shannon, Alyssa	g	0-3	0-2	0-0	0	0	0	1	0	0	0	0	0	8
03	Williams, Amber	g	6-11	2-3	3-3	1	4	5	0	17	1	4	1	1	34
23	Johnson, Cebrina	g	1-4	1-2	2-2	0	4	4	3	5	0	3	0	1	30
44	Outland, Tyonna	g	2-5	1-3	4-7	0	1	1	1	9	2	3	1	1	28
04	Ford, Ciarra		2-9	1-5	0-1	1	4	5	0	5	2	2	0	1	19
05	Zempare, Batabe		3-4	0-0	0-0	4	6	10	2	6	0	2	0	1	19
11	Hinkens, Brooklynn		0-2	0-2	0-0	0	0	0	1	0	1	0	0	1	4
13	Vines, Dajy		0-0	0-0	0-0	1	2	3	2	0	0	2	0	0	18
22	Naderhoff, Marilyn		4-8	3-4	0-0	0	1	1	2	11	0	1	0	1	17
31	Carter, Lauren		0-0	0-0	0-0	0	1	1	2	0	0	1	0	0	6
	Team					3	1	4							
	Totals		18-50	8-21	10-15	11	26	37	18	54	7	23	3	7	200

FG % 1st Half: 11-24 45.8% 2nd half: 7-26 26.9% Game: 18-50 36.0%
3FG % 1st Half: 5-11 45.5% 2nd half: 3-10 30.0% Game: 8-21 38.1%
FT % 1st Half: 3-6 50.0% 2nd half: 7-9 77.8% Game: 10-15 66.7%

Deadball Rebounds 5

Colorado State 56 • 3-6

##	Player		Total FG-FGA	3-Ptr FG-FGA	FT-FTA	Rebounds Off	Def	Tot	PF	TP	A	TO	Blk	Stl	Min
12	MARTIN, Sam	f	4-17	0-5	6-8	6	1	7	2	14	1	3	3	1	28
24	NICHOLS, Alicia	f	0-1	0-0	0-0	2	1	3	1	0	0	2	0	2	21
01	FORTE, LaDeyah	g	1-8	0-1	2-2	0	0	0	0	4	2	3	0	0	24
03	THOMPSON, Hayley	g	1-4	0-1	0-0	0	1	1	0	2	0	0	0	1	13
33	DUFFY, Caitlin	g	8-17	1-4	5-6	0	4	4	0	22	2	3	0	0	38
10	JOHNSON, Emily		0-2	0-2	0-0	0	0	0	1	0	2	1	0	1	17
11	HEIMSTRA, Meghan		1-2	0-0	4-6	1	6	7	2	6	1	0	3	5	22
13	VARSHO, Taylor		0-0	0-0	0-0	2	1	3	3	0	0	1	0	1	17
15	MAKEEVER, Amber		0-0	0-0	0-0	0	0	0	0	0	0	0	0	0	3
20	SPOTTON, Kara		4-6	0-0	0-2	3	3	6	2	8	0	1	0	2	17
	Team					2	4	6				1			
	Totals		19-57	1-13	17-24	16	21	37	11	56	8	15	6	13	200

FG % 1st Half: 7-25 28.0% 2nd half: 12-32 37.5% Game: 19-57 33.3%
3FG % 1st Half: 0-5 0.0% 2nd half: 1-8 12.5% Game: 1-13 7.7%
FT % 1st Half: 7-13 53.8% 2nd half: 10-11 90.9% Game: 17-24 70.8%

Deadball Rebounds 3

Officials: Peter Contreras, Randy Campbell, Michelle (Shelley) Russi
Technical fouls: CSU Bakersfield-None. Colorado State-None.
Attendance: 981

Score by periods	1st	2nd	Total
CSU Bakersfield	30	24	**54**
Colorado State	21	35	**56**

Points	In Paint	Off T/O	2nd Chance	Fast Break	Bench
CSUB	18	15	6	2	22
CS	24	25	14	2	14

Last FG - CSUB 2nd-03:43, CS 2nd-05:23.
Largest lead - CSUB by 13 1st-07:53, CS by 5 2nd-12:44.

Score tied - 4 times.
Lead changed - 12 times.

12/20 - Denver | L, 50-48

Denver 50 • 5-6

##	Player		Total FG-FGA	3-Ptr FG-FGA	FT-FTA	Rebounds Off	Def	Tot	PF	TP	A	TO	Blk	Stl	Min
20	Michel, Maiya	f	1-3	0-0	1-3	1	6	7	4	3	2	2	0	0	22
10	Van Riper-Rose, Morg	g	3-5	0-0	0-0	0	5	5	0	6	0	2	0	2	31
11	Johnston, Jordan	g	3-10	1-5	0-1	3	3	6	2	7	0	3	0	0	31
13	Smith, Emiko	g	4-12	2-6	0-2	0	8	8	1	10	3	1	0	0	37
34	Wirth, Theresa	g	4-10	0-1	3-4	4	1	5	1	11	0	1	0	0	22
04	Noonan, Quincey		4-6	0-0	1-2	3	1	4	1	9	3	3	0	0	21
14	Edwards, Kailey		2-6	0-2	0-1	2	1	3	1	4	0	3	0	3	17
22	Bradley, Paige		0-1	0-0	0-0	0	0	0	0	0	0	1	0	0	3
35	Hunter, Desiree		0-0	0-0	0-0	0	1	1	1	0	0	0	0	0	5
42	Janecek, Alison		0-2	0-1	0-0	0	1	1	3	0	1	0	1	0	11
	Team					0	2	2							
	Totals		21-55	3-15	5-13	13	29	42	14	50	9	16	1	5	200

FG % 1st Half: 7-30 23.3% 2nd half: 14-25 56.0% Game: 21-55 38.2%
3FG % 1st Half: 2-11 18.2% 2nd half: 1-4 25.0% Game: 3-15 20.0%
FT % 1st Half: 2-4 50.0% 2nd half: 3-9 33.3% Game: 5-13 38.5%

Deadball Rebounds 3

Colorado State 48 • 3-7

##	Player		Total FG-FGA	3-Ptr FG-FGA	FT-FTA	Rebounds Off	Def	Tot	PF	TP	A	TO	Blk	Stl	Min
12	MARTIN, Sam	f	5-11	2-2	2-2	4	9	13	4	14	1	1	2	2	33
24	NICHOLS, Alicia	f	2-7	0-4	2-2	1	2	3	0	6	0	2	0	0	27
01	FORTE, LaDeyah	g	2-5	0-1	0-0	0	1	1	0	4	4	3	0	1	36
03	THOMPSON, Hayley	g	0-3	0-2	0-0	0	1	1	1	0	0	1	1	0	14
33	DUFFY, Caitlin	g	1-9	1-7	5-6	1	6	7	3	8	1	0	0	3	24
10	JOHNSON, Emily		0-3	0-3	0-0	0	0	0	1	0	2	2	0	0	12
11	HEIMSTRA, Meghan		0-2	0-0	2-4	0	0	0	2	2	0	0	0	1	14
13	VARSHO, Taylor		2-7	1-4	0-0	3	2	5	1	5	1	1	0	1	18
15	MAKEEVER, Amber		1-1	1-1	0-0	0	0	0	0	3	0	0	0	0	2
20	SPOTTON, Kara		2-6	0-0	2-4	0	1	1	5	6	2	1	0	1	20
	Team					3	4	7							
	Totals		15-54	5-24	13-18	12	26	38	17	48	11	11	3	9	200

FG % 1st Half: 5-28 17.9% 2nd half: 10-26 38.5% Game: 15-54 27.8%
3FG % 1st Half: 2-14 14.3% 2nd half: 3-10 30.0% Game: 5-24 20.8%
FT % 1st Half: 5-6 83.3% 2nd half: 8-12 66.7% Game: 13-18 72.2%

Deadball Rebounds 3

Officials: Jack Jones, Ernest Solis, Eric Larson
Technical fouls: Denver-None. Colorado State-None.
Attendance: 890

Score by periods	1st	2nd	Total
Denver	18	32	**50**
Colorado State	17	31	**48**

Points	In Paint	Off T/O	2nd Chance	Fast Break	Bench
DEN	26	12	7	4	13
CS	18	19	8	4	16

Last FG - DEN 2nd-02:06, CS 2nd-04:23.
Largest lead - DEN by 5 2nd-19:26, CS by 6 1st-08:28.

Score tied - 5 times.
Lead changed - 8 times.

12/29 - vs. Providence | L, 71-53

Providence 71 • 4-8

##	Player		Total FG-FGA	3-Ptr FG-FGA	FT-FTA	Rebounds Off	Def	Tot	PF	TP	A	TO	Blk	Stl	Min
15	BALDWIN, Chanise	f	0-2	0-0	0-0	1	3	4	4	0	0	0	0	0	18
30	IISKOLA, Evi	f	1-5	1-2	0-0	2	2	4	3	3	1	1	0	0	33
33	EDWARDS, Brianna	f	3-10	0-0	2-4	4	6	10	3	8	1	1	1	1	33
12	ROBERTS, Symone	g	5-12	1-4	4-5	1	4	5	0	15	9	1	1	5	35
13	RULE, Tori	g	10-16	5-7	7-7	1	2	3	1	32	2	3	0	3	33
03	RONCARATI, Jenna		0-0	0-0	0-0	0	0	0	1	0	0	0	0	0	1
10	PEARSON, Danielle		2-8	0-1	0-0	0	2	2	1	4	3	2	0	1	21
42	HARRIS, Alexis		4-9	0-0	1-2	3	5	8	4	9	1	2	0	0	26
	Team					2	0	2							
	Totals		25-62	7-14	14-18	14	24	38	17	71	17	10	2	10	200

FG % 1st Half: 16-30 53.3% 2nd half: 9-32 28.1% Game: 25-62 40.3%
3FG % 1st Half: 5-7 71.4% 2nd half: 2-7 28.6% Game: 7-14 50.0%
FT % 1st Half: 2-2 100.0 2nd half: 12-16 75.0% Game: 14-18 77.8%

Deadball Rebounds 3

Colorado State 53 • 3-8

##	Player		Total FG-FGA	3-Ptr FG-FGA	FT-FTA	Rebounds Off	Def	Tot	PF	TP	A	TO	Blk	Stl	Min
12	MARTIN, Sam	f	6-13	2-5	0-0	1	2	3	3	14	1	2	1	0	36
20	SPOTTON, Kara	f	2-6	0-0	7-8	1	2	3	4	11	0	3	0	0	18
24	NICHOLS, Alicia	f	4-8	2-4	0-0	3	3	6	3	10	1	3	1	1	29
01	FORTE, LaDeyah	g	3-9	1-2	2-2	1	1	2	0	9	2	4	0	0	31
33	DUFFY, Caitlin	g	2-9	2-6	2-4	3	5	8	1	8	2	2	0	0	30
03	THOMPSON, Hayley		0-1	0-0	1-2	0	2	2	1	1	0	0	0	1	15
10	JOHNSON, Emily		0-0	0-0	0-0	0	0	0	0	0	0	0	0	0	7
11	HEIMSTRA, Meghan		0-3	0-0	0-0	0	2	2	1	0	2	2	2	0	17
13	VARSHO, Taylor		0-0	0-0	0-0	1	4	5	0	0	0	1	0	0	14
15	MAKEEVER, Amber		0-1	0-1	0-0	0	0	0	0	0	1	0	1	1	3
	Team					2	1	3			2				
	Totals		17-50	7-18	12-16	12	22	34	13	53	9	19	5	3	200

FG % 1st Half: 8-26 30.8% 2nd half: 9-24 37.5% Game: 17-50 34.0%
3FG % 1st Half: 4-9 44.4% 2nd half: 3-9 33.3% Game: 7-18 38.9%
FT % 1st Half: 0-0 0.0% 2nd half: 12-16 75.0% Game: 12-16 75.0%

Deadball Rebounds 1,2

Officials: Pastor Torres, Dirk Link, Nykesha Thompson
Technical fouls: Providence-None. Colorado State-None.
Attendance: 1025
*** 2012 Fordham Holiday Classic Game 2 ***

Score by periods	1st	2nd	Total
Providence	39	32	**71**
Colorado State	20	33	**53**

Points	In Paint	Off T/O	2nd Chance	Fast Break	Bench
PC	20	30	12	14	13
CS	14	7	13	3	1

Last FG - PC 2nd-01:45, CS 2nd-05:13.
Largest lead - PC by 25 2nd-17:59, CS by 5 1st-16:01.

Score tied - 1 time.
Lead changed - 4 times.

12/30 - at Fordham | L, 64-59 (OT)

Colorado State 59 • 3-9

##	Player		Total FG-FGA	3-Ptr FG-FGA	FT-FTA	Rebounds Off	Def	Tot	PF	TP	A	TO	Blk	Stl	Min
12	MARTIN, Sam	f	5-11	3-6	0-0	1	7	8	2	13	2	2	1	0	44
20	SPOTTON, Kara	f	4-7	0-0	0-0	1	3	4	1	8	1	2	0	0	14
24	NICHOLS, Alicia	f	2-7	0-2	0-0	2	4	6	3	4	2	3	1	1	45
01	FORTE, LaDeyah	g	3-9	2-3	0-0	1	1	2	1	8	2	2	0	2	43
33	DUFFY, Caitlin	g	4-12	1-4	0-0	1	6	7	2	9	2	4	0	2	39
03	THOMPSON, Hayley		1-3	1-3	0-0	0	1	1	0	3	0	0	0	1	10
11	HEIMSTRA, Meghan		2-4	0-1	2-6	0	7	7	2	6	2	1	0	1	37
13	VARSHO, Taylor		3-5	2-2	0-0	0	1	1	5	8	1	0	0	3	18
	Team					1	3	4							
	Totals		24-58	9-21	2-6	7	33	40	16	59	12	14	2	10	250

FG % 1st Half: 10-24 41.7% 2nd half: 11-22 50.0% OT: 3-12 25.0% Game: 24-58 41.4%
3FG % 1st Half: 4-10 40.0% 2nd half: 3-7 42.9% OT: 2-4 50.0% Game: 9-21 42.9%
FT % 1st Half: 0-0 0.0% 2nd half: 1-4 25.0% OT: 1-2 50.0% Game: 2-6 33.3%

Deadball Rebounds 2

Fordham 64 • 8-5

##	Player		Total FG-FGA	3-Ptr FG-FGA	FT-FTA	Rebounds Off	Def	Tot	PF	TP	A	TO	Blk	Stl	Min
24	CLARK, Samantha	f	3-6	1-2	0-1	1	6	7	4	7	1	1	1	3	44
25	STRICKLAND, Marah	f	6-20	4-12	2-4	1	0	1	2	18	1	1	0	1	42
01	ROONEY, Erin	g	3-11	1-5	2-4	5	7	12	2	9	9	2	0	0	47
02	COLLINS, Arielle	g	5-13	3-9	0-0	1	4	5	0	13	1	2	0	4	50
42	CORNING, Abigail	g	5-15	3-8	4-5	7	7	14	0	17	0	2	0	0	48
04	DURANT, Taryn		0-0	0-0	0-0	0	1	1	0	0	0	1	0	0	4
21	STODDART, Charlotte		0-3	0-0	0-0	0	0	0	0	0	1	2	0	1	12
32	GASKIN, Christina		0-1	0-1	0-0	0	0	0	0	0	0	0	0	0	3
	Team					3	3	6			1				
	Totals		22-69	12-37	8-14	18	28	46	8	64	13	12	1	9	250

FG % 1st Half: 8-30 26.7% 2nd half: 10-27 37.0% OT: 4-12 33.3% Game: 22-69 31.9%
3FG % 1st Half: 4-16 25.0% 2nd half: 6-15 40.0% OT: 2-6 33.3% Game: 12-37 32.4%
FT % 1st Half: 3-5 60.0% 2nd half: 1-3 33.3% OT: 4-6 66.7% Game: 8-14 57.1%

Deadball Rebounds 2,1

Officials: Michael DoCouto, Pastor Torres, Kerri Homan
Technical fouls: Colorado State-None. Fordham-None.
Attendance:
*** 2012 Fordham Holiday Classic Game 3 ***

Score by periods	1st	2nd	OT	OT2	Total
Colorado State	24	26	7	2	**59**
Fordham	23	27	7	7	**64**

Points	In Paint	Off T/O	2nd Chance	Fast Break	Bench
CS	22	13	7	2	17
FOR	16	10	18	4	0

Last FG - CS OT2-01:46, FOR OT2-01:20.
Largest lead - CS by 3 2nd-09:25, FOR by 10 1st-16:55.

Score tied - 9 times.
Lead changed - 6 times.

1/4 - South Dakota Mines | W, 97-53

SD Mines 53 • 9-6

##	Player		Total FG-FGA	3-Ptr FG-FGA	FT-FTA	Rebounds Off	Def	Tot	PF	TP	A	TO	Blk	Stl	Min
20	Katie Strandholm	g	5-12	0-0	3-4	0	4	4	1	13	2	6	1	3	27
22	Alexis Long	g	1-6	1-4	0-0	0	1	1	2	3	1	2	0	0	22
25	Alexia Mader	g	1-3	1-2	0-0	0	0	0	2	3	1	2	0	0	20
40	Hillary Hawkins	g	4-7	2-5	0-0	2	3	5	2	10	2	2	0	0	30
42	Renae Waters	g	1-3	0-0	0-2	0	1	1	0	2	2	0	0	0	22
02	Devyn Asche		2-8	1-3	0-0	0	6	6	1	5	0	3	0	0	18
10	Briana Huggins		0-0	0-0	0-0	0	0	0	0	0	0	0	0	0	7
12	Jessica Shull		1-2	1-1	2-2	0	0	0	1	5	1	1	0	2	15
14	Jordan Needens		0-1	0-0	0-0	0	0	0	1	0	0	0	0	0	5
21	Carina Russell		1-3	0-2	1-1	1	0	1	0	3	0	1	0	0	7
32	Kelcy Schaunaman		0-2	0-0	0-0	1	3	4	1	0	0	0	0	0	10
33	Mackenzie Kenney		2-4	0-1	5-8	1	0	1	1	9	1	0	0	0	17
	Team					3	0	3				1			
	Totals		18-51	6-18	11-17	8	18	26	12	53	10	18	1	5	200

FG % 1st Half: 9-21 42.9% 2nd half: 9-30 30.0% Game: 18-51 35.3%
3FG % 1st Half: 3-7 42.9% 2nd half: 3-11 27.3% Game: 6-18 33.3%
FT % 1st Half: 8-10 80.0% 2nd half: 3-7 42.9% Game: 11-17 64.7%

Deadball Rebounds 3

Colorado State 97 • 4-9

##	Player		Total FG-FGA	3-Ptr FG-FGA	FT-FTA	Rebounds Off	Def	Tot	PF	TP	A	TO	Blk	Stl	Min
12	MARTIN, Sam	f	13-15	2-3	2-2	4	5	9	1	30	3	0	1	1	33
20	SPOTTON, Kara	f	9-12	0-0	1-2	0	1	1	4	19	2	1	3	3	20
24	NICHOLS, Alicia	f	4-7	0-2	1-1	1	3	4	1	9	2	0	0	2	18
01	FORTE, LaDeyah	g	2-4	0-1	0-0	1	1	2	2	4	11	1	0	4	26
33	DUFFY, Caitlin	g	5-11	4-9	2-2	0	7	7	2	16	2	1	0	1	33
03	THOMPSON, Hayley		1-6	1-5	0-0	0	2	2	0	3	1	2	1	2	13
10	JOHNSON, Emily		0-5	0-4	0-0	0	3	3	2	0	5	2	0	1	12
11	HEIMSTRA, Meghan		0-1	0-0	0-0	3	0	3	0	0	0	1	1	0	5
13	VARSHO, Taylor		5-6	1-2	0-0	3	1	4	2	11	3	0	0	1	26
15	MAKEEVER, Amber		1-1	1-1	0-0	0	1	1	0	3	0	0	0	0	8
23	HUNT, Morgan		1-2	0-0	0-0	0	2	2	0	2	0	0	0	0	6
	Team					0	2	2							
	Totals		41-70	9-27	6-7	12	28	40	14	97	29	8	6	15	200

FG % 1st Half: 21-43 48.8% 2nd half: 20-27 74.1% Game: 41-70 58.6%
3FG % 1st Half: 5-17 29.4% 2nd half: 4-10 40.0% Game: 9-27 33.3%
FT % 1st Half: 2-2 100.0 2nd half: 4-5 80.0% Game: 6-7 85.7%

Deadball Rebounds 0

Officials: Melissa Barlow, Robert Strong, Richard Waters
Technical fouls: SD Mines-None. Colorado State-None.
Attendance: 988

Score by periods	1st	2nd	Total
SD Mines	29	24	**53**
Colorado State	49	48	**97**

Points	In Paint	Off T/O	2nd Chance	Fast Break	Bench
SDSMT	12	8	7	0	22
CS	54	29	18	10	19

Last FG - SDSMT 2nd-01:51, CS 2nd-00:14.
Largest lead - SDSMT None, CS by 44 2nd-02:19.

Score tied - 2 times.
Lead changed - 0 times.

1/13 - San Diego State | L, 48-44

San Diego State 48 • 10-5, 1-1

##	Player		Total FG-FGA	3-Ptr FG-FGA	FT-FTA	Rebounds Off	Def	Tot	PF	TP	A	TO	Blk	Stl	Min
02	HUNTER, Khristina	f	0-2	0-0	1-4	1	3	4	1	1	2	0	0	3	30
22	CLARK, Gabrielle	f	6-13	1-6	0-0	4	1	5	5	13	0	2	1	1	26
25	AMARIKWA, Erimma	f	2-6	0-0	1-4	2	5	7	1	5	0	1	0	1	32
01	HOPKINS, Chelsea	g	4-11	0-4	5-7	0	8	8	2	13	4	0	0	3	36
54	CLEMENTS, Courtney	g	2-7	1-2	0-0	1	0	1	0	5	0	1	0	0	21
05	CULBERSON, Chairese		1-5	0-0	0-0	1	0	1	0	2	0	1	0	1	8
11	HARVEY, Ahjalee		0-0	0-0	0-0	1	0	1	0	0	0	0	1	0	1	6
12	SCURRY, Deajanae		1-2	0-0	0-2	1	0	1	2	2	0	1	0	0	10
24	LONG, Danesha		0-2	0-0	0-0	0	0	0	0	0	0	0	0	0	4
31	STAMPS, Kiyana		2-8	1-3	0-0	2	1	3	1	5	0	1	0	1	17
42	NAHINU, Malia		0-1	0-0	0-0	0	0	0	2	0	0	0	0	0	2
44	BRANDON, Aleiah		1-2	0-0	0-0	2	1	3	0	2	0	1	1	0	8
	Team					5	1	6				1			
	Totals		19-59	3-15	7-17	20	20	40	14	48	6	10	2	11	200

FG % 1st Half: 12-29 41.4% 2nd half: 7-30 23.3% Game: 19-59 32.2%
3FG % 1st Half: 3-5 60.0% 2nd half: 0-10 0.0% Game: 3-15 20.0%
FT % 1st Half: 3-4 75.0% 2nd half: 4-13 30.8% Game: 7-17 41.2%

Deadball Rebounds 4

Colorado State 44 • 4-10, 0-1

##	Player		Total FG-FGA	3-Ptr FG-FGA	FT-FTA	Rebounds Off	Def	Tot	PF	TP	A	TO	Blk	Stl	Min
12	MARTIN, Sam	f	3-7	0-1	0-0	2	4	6	3	6	1	2	2	0	40
20	SPOTTON, Kara	f	3-10	0-1	1-1	2	2	4	3	7	0	3	0	1	24
24	NICHOLS, Alicia	f	2-5	1-1	0-2	0	3	3	3	5	0	2	0	1	27
01	FORTE, LaDeyah	g	0-2	0-0	0-0	0	3	3	1	0	1	3	0	0	21
33	DUFFY, Caitlin	g	1-5	1-3	7-8	0	3	3	1	10	1	2	0	1	28
03	THOMPSON, Hayley		2-4	2-3	2-2	0	6	6	0	8	1	0	0	0	17
10	JOHNSON, Emily		0-1	0-0	0-0	0	1	1	1	0	1	0	0	0	7
11	HEIMSTRA, Meghan		3-8	0-2	2-2	2	2	4	0	8	2	1	1	2	31
13	VARSHO, Taylor		0-0	0-0	0-0	1	0	1	0	0	0	3	0	0	5
	Team					2	2	4				1			
	Totals		14-42	4-11	12-15	9	26	35	12	44	7	17	3	5	200

FG % 1st Half: 6-22 27.3% 2nd half: 8-20 40.0% Game: 14-42 33.3%
3FG % 1st Half: 0-4 0.0% 2nd half: 4-7 57.1% Game: 4-11 36.4%
FT % 1st Half: 4-5 80.0% 2nd half: 8-10 80.0% Game: 12-15 80.0%

Deadball Rebounds 2

Officials: Randy Campbell, Shelley Nakasone, Bob Scofield
Technical fouls: San Diego State-None. Colorado State-None.
Attendance: 975

Score by periods	1st	2nd	Total
San Diego State	30	18	**48**
Colorado State	16	28	**44**

Points	In Paint	Off T/O	2nd Chance	Fast Break	Bench
SDSU	26	16	12	6	11
CS	20	0	8	0	16

Last FG - SDSU 2nd-02:02, CS 2nd-02:36.
Largest lead - SDSU by 17 1st-10:41, CS None.

Score tied - 0 times.
Lead changed - 0 times.

1/16 - at Air Force | W, 64-44

Colorado State 64 • 5-10, 1-1

##	Player		Total FG-FGA	3-Ptr FG-FGA	FT-FTA	Rebounds Off	Def	Tot	PF	TP	A	TO	Blk	Stl	Min
11	HEIMSTRA, Meghan	f	2-7	0-0	0-0	1	6	7	3	4	2	3	0	4	31
12	MARTIN, Sam	f	6-13	0-3	5-5	2	2	4	3	17	1	3	0	1	32
03	THOMPSON, Hayley	g	0-3	0-2	0-0	0	5	5	2	0	1	1	0	1	23
24	NICHOLS, Alicia	g	1-3	0-1	4-6	1	8	9	3	6	1	1	1	3	35
33	DUFFY, Caitlin	g	5-11	3-4	5-5	0	2	2	1	18	2	2	0	1	33
01	FORTE, LaDeyah		3-7	1-2	5-6	0	3	3	1	12	6	1	0	1	29
10	JOHNSON, Emily		0-0	0-0	0-0	0	0	0	0	0	0	0	0	0	3
20	SPOTTON, Kara		2-5	1-1	2-2	0	1	1	2	7	0	2	0	1	13
21	MAKEEVER, Mandy		0-0	0-0	0-0	0	0	0	0	0	0	1	0	0	1
	Team					1	3	4				1			
	Totals		19-49	5-13	21-24	5	30	35	15	64	13	15	1	12	200

FG % 1st Half: 11-27 40.7% 2nd half: 8-22 36.4% Game: 19-49 38.8%
3FG % 1st Half: 3-6 50.0% 2nd half: 2-7 28.6% Game: 5-13 38.5%
FT % 1st Half: 5-5 100.0 2nd half: 16-19 84.2% Game: 21-24 87.5%

Deadball Rebounds 1

Air Force 44 • 2-14, 1-2

##	Player		Total FG-FGA	3-Ptr FG-FGA	FT-FTA	Rebounds Off	Def	Tot	PF	TP	A	TO	Blk	Stl	Min
24	HILBIG, Katie	f	2-9	0-1	2-3	2	5	7	2	6	3	0	0	0	25
32	JAMES, Dymond	f	2-8	0-0	3-4	2	8	10	3	7	1	5	0	1	36
34	BYRD, Missy	f	1-1	0-0	0-0	1	1	2	2	2	1	1	0	0	6
02	LEIPPRANDT, Alicia	g	2-13	0-2	0-0	6	3	9	4	4	3	7	0	0	34
11	MEDINA, Cherae	g	3-9	0-5	3-4	2	0	2	3	9	2	3	0	2	31
03	BLAGOWSKY, Jimi		1-7	1-7	0-0	0	1	1	2	3	1	1	0	0	11
20	THOMPSON, Camille		4-11	1-4	0-0	2	4	6	1	9	0	2	0	1	20
22	PHILPOT, Madeleine		1-2	0-1	2-2	2	5	7	2	4	1	0	1	1	22
23	WILSON, Austyn		0-2	0-1	0-0	0	0	0	0	0	0	0	0	1	7
25	IVEY, Michelle		0-0	0-0	0-0	0	0	0	0	0	0	1	0	0	4
35	PHILSON, Saphira		0-0	0-0	0-0	0	0	0	0	0	0	0	0	0	4
	Team					1	0	1							
	Totals		16-62	2-21	10-13	18	27	45	19	44	12	20	1	6	200

FG % 1st Half: 7-26 26.9% 2nd half: 9-36 25.0% Game: 16-62 25.8%
3FG % 1st Half: 0-5 0.0% 2nd half: 2-16 12.5% Game: 2-21 9.5%
FT % 1st Half: 4-7 57.1% 2nd half: 6-6 100.0 Game: 10-13 76.9%

Deadball Rebounds 1

Officials: Clarke Stevens, Ernest Solis, Julie Krommenhoek
Technical fouls: Colorado State-None. Air Force-None.
Attendance: 194

Score by periods	1st	2nd	Total
Colorado State	30	34	**64**
Air Force	18	26	**44**

Points	In Paint	Off T/O	2nd Chance	Fast Break	Bench
CS	20	18	5	0	19
AF	16	14	16	0	16

Last FG - CS 2nd-02:40, AF 2nd-00:00.
Largest lead - CS by 22 2nd-00:21, AF None.

Score tied - 0 times.
Lead changed - 0 times.

1/20 - at UNLV | L, 63-50

Colorado State 50 • 5-11, 1-2 MW

##	Player		Total FG-FGA	3-Ptr FG-FGA	FT-FTA	Rebounds Off	Def	Tot	PF	TP	A	TO	Blk	Stl	Min
11	HEIMSTRA, Meghan	f	4-5	0-0	4-5	2	1	3	1	12	1	2	0	2	31
12	MARTIN, Sam	f	3-9	1-4	0-0	2	5	7	1	7	1	6	1	2	35
24	NICHOLS, Alicia	f	0-0	0-0	0-0	0	1	1	0	0	1	5	1	2	16
03	THOMPSON, Hayley	g	3-6	0-1	0-0	0	2	2	0	6	3	0	1	3	30
33	DUFFY, Caitlin	g	4-10	3-6	6-6	0	4	4	1	17	2	5	0	0	34
01	FORTE, LaDeyah		0-3	0-0	2-2	0	0	0	1	2	2	2	0	1	14
10	JOHNSON, Emily		0-2	0-1	0-0	0	1	1	1	0	1	0	0	1	16
13	VARSHO, Taylor		0-3	0-0	0-0	2	1	3	0	0	0	1	0	1	5
20	SPOTTON, Kara		3-3	0-0	0-0	0	0	0	3	6	0	1	0	0	13
21	MAKEEVER, Mandy		0-2	0-2	0-0	0	1	1	0	0	1	0	0	0	6
	Team					0	6	6				1			
	Totals		17-43	4-14	12-13	6	22	28	8	50	12	23	3	12	200

FG % 1st Half: 10-18 55.6% 2nd half: 7-25 28.0% Game: 17-43 39.5%
3FG % 1st Half: 2-6 33.3% 2nd half: 2-8 25.0% Game: 4-14 28.6%
FT % 1st Half: 3-3 100.0 2nd half: 9-10 90.0% Game: 12-13 92.3%

Deadball Rebounds 1

UNLV 63 • 6-12, 2-2 MW

##	Player		Total FG-FGA	3-Ptr FG-FGA	FT-FTA	Rebounds Off	Def	Tot	PF	TP	A	TO	Blk	Stl	Min
24	CESARZ, Alana	f	3-11	1-3	7-8	5	2	7	1	14	1	0	0	3	36
00	CALLAWAY, Amie	c	1-1	0-0	0-0	1	2	3	4	2	1	3	0	0	19
22	HAYNES, Rmanii	g	4-7	3-4	0-0	2	2	4	0	11	4	0	0	0	24
42	MILLER, Danielle	g	2-11	1-3	0-0	0	2	2	1	5	0	2	0	2	22
45	THOMPSON, Kelli	g	3-12	2-8	0-0	1	5	6	1	8	9	3	0	5	39
10	VERIN, Rejane		1-1	0-0	0-0	1	1	2	3	2	0	3	0	1	14
11	WILLIAMS, Jazzmeen		0-0	0-0	0-0	0	0	0	0	0	0	0	0	0	1
21	ANDERSON, Amanda		1-4	1-4	0-0	0	1	1	1	3	1	2	0	2	10
23	COOK, Jehiah		0-1	0-0	2-2	1	3	4	0	2	0	1	0	0	7
33	CHARLES, Briana		6-6	4-4	0-0	0	2	2	16	2	3	0	1	2	21
44	MODEREGGER, Fredi		0-1	0-0	0-0	0	0	0	0	0	1	0	0	0	7
	Team					1	0	1							
	Totals		21-55	12-26	9-10	12	20	32	13	63	19	17	0	14	200

FG % 1st Half: 11-28 39.3% 2nd half: 10-27 37.0% Game: 21-55 38.2%
3FG % 1st Half: 6-16 37.5% 2nd half: 6-10 60.0% Game: 12-26 46.2%
FT % 1st Half: 1-2 50.0% 2nd half: 8-8 100.0 Game: 9-10 90.0%

Deadball Rebounds 1

Officials: Anita Ortego, Shelley Nakasone, Scotty Herman
Technical fouls: Colorado State-None. UNLV-None.
Attendance: 851

Score by periods	1st	2nd	Total
Colorado State	25	25	**50**
UNLV	29	34	**63**

Points	In Paint	Off T/O	2nd Chance	Fast Break	Bench
CS	24	4	4	0	8
UNLV	6	24	7	4	23

Last FG - CS 2nd-02:42, UNLV 2nd-03:05.
Largest lead - CS by 8 1st-13:11, UNLV by 16 2nd-07:59.

Score tied - 3 times.
Lead changed - 1 time.

1/23 - New Mexico | L, 68-54

New Mexico 68 • 10-7,2-2 MW

##	Player		Total FG-FGA	3-Ptr FG-FGA	FT-FTA	Rebounds Off	Def	Tot	PF	TP	A	TO	Blk	Stl	Min
14	ERSKINE, Jourdan	f	1-2	0-0	0-0	4	1	5	4	2	0	1	0	0	10
34	JOHNSON, Whitney	f	1-3	0-0	1-4	3	3	6	1	3	1	0	0	0	28
12	OWENS, Bryce	g	4-12	2-10	2-2	1	9	10	1	12	7	4	0	1	35
15	BROWN, Antiesha	g	3-8	1-3	0-0	1	2	3	3	7	1	0	0	1	17
24	DURBIN, Caroline	g	3-9	2-6	1-1	1	4	5	3	9	2	1	0	0	36
13	SHUMPERT, Khadijah		3-6	0-0	0-0	4	1	5	4	6	0	1	0	0	12
20	HALASZ, Sara		6-10	1-2	1-2	0	2	2	0	14	1	1	0	3	23
21	JACKSON, Jayme		0-2	0-0	0-0	0	1	1	1	0	0	2	0	0	9
35	NNAJI, Chinyere		0-0	0-0	0-0	0	0	0	1	0	0	0	0	0	6
44	VAUGHN, Deeva		5-12	3-6	2-2	3	4	7	1	15	2	1	0	1	24
	Team					2	0	2			1				
	Totals		26-64	9-27	7-11	19	27	46	19	68	14	12	0	6	200

FG % 1st Half: 10-33 30.3% 2nd half: 16-31 51.6% Game: 26-64 40.6%
3FG % 1st Half: 1-10 10.0% 2nd half: 8-17 47.1% Game: 9-27 33.3%
FT % 1st Half: 5-8 62.5% 2nd half: 2-3 66.7% Game: 7-11 63.6%

Deadball Rebounds 2

Colorado State 54 • 5-12,1-3 MW

##	Player		Total FG-FGA	3-Ptr FG-FGA	FT-FTA	Rebounds Off	Def	Tot	PF	TP	A	TO	Blk	Stl	Min
11	HEIMSTRA, Meghan	f	1-5	0-0	4-4	0	7	7	3	6	1	3	3	1	27
12	MARTIN, Sam	f	7-12	2-4	0-2	0	4	4	1	16	1	1	2	1	35
03	THOMPSON, Hayley	g	0-2	0-2	0-0	0	3	3	1	0	1	0	0	0	36
21	MAKEEVER, Mandy	g	3-8	1-5	2-2	0	2	2	2	9	1	2	0	1	24
33	DUFFY, Caitlin	g	2-11	2-8	3-4	0	3	3	2	9	5	3	0	0	36
01	FORTE, LaDeyah		3-3	1-1	1-1	0	1	1	1	8	2	2	0	0	13
10	JOHNSON, Emily		1-1	0-0	0-0	0	0	0	0	2	0	0	0	0	6
13	VARSHO, Taylor		0-0	0-0	0-0	1	0	1	0	0	0	0	0	0	1
20	SPOTTON, Kara		1-4	0-0	2-2	2	0	2	2	4	0	0	0	1	15
24	NICHOLS, Alicia		0-1	0-1	0-0	0	0	0	0	0	0	1	0	0	6
	Team					0	1	1							
	Totals		18-47	6-21	12-15	3	21	24	12	54	11	12	5	4	199

FG % 1st Half: 9-24 37.5% 2nd half: 9-23 39.1% Game: 18-47 38.3%
3FG % 1st Half: 3-12 25.0% 2nd half: 3-9 33.3% Game: 6-21 28.6%
FT % 1st Half: 0-2 0.0% 2nd half: 12-13 92.3% Game: 12-15 80.0%

Deadball Rebounds 2

Officials: Michol Murray, Roy Gulbeyan, Randy Campbell
Technical fouls: New Mexico-None. Colorado State-None.
Attendance: 1152

Score by periods	1st	2nd	Total
New Mexico	26	42	**68**
Colorado State	21	33	**54**

Points	In Paint	Off T/O	2nd Chance	Fast Break	Bench
NM	24	14	21	6	35
CS	20	8	2	8	14

Last FG - NM 2nd-01:28, CS 2nd-02:22.
Largest lead - NM by 18 2nd-04:13, CS by 3 1st-15:45.

Score tied - 1 time.
Lead changed - 1 time.

1/27 - Fresno State | L, 69-58

Fresno State 69 • 13-6, 5-1 MW

##	Player		Total FG-FGA	3-Ptr FG-FGA	FT-FTA	Rebounds Off	Def	Tot	PF	TP	A	TO	Blk	Stl	Min
10	SHEEDY, Alex	f	4-8	2-3	4-4	4	1	5	1	14	1	3	0	1	31
25	Moult, Rosie	f	5-11	2-6	1-1	1	1	2	1	13	1	0	1	4	25
05	FARLEY, Bree	g	5-7	5-7	0-0	0	2	2	1	15	1	0	0	1	28
24	MOORE, Ki-Ki	g	8-15	1-4	1-2	2	3	5	3	18	3	3	0	2	29
33	THOMPSON, Taylor	g	2-5	1-2	0-0	2	6	8	2	5	4	2	0	1	35
01	FOX, Raven		0-0	0-0	0-0	0	1	1	0	0	0	0	0	0	7
15	VANDENBERG, Jacinta		1-2	0-0	0-0	1	0	1	3	2	1	1	1	0	9
21	FURST, Jeanna		0-0	0-0	0-0	0	0	0	0	0	0	0	0	0	8
22	DRAPER, Robin		1-5	0-3	0-0	0	1	1	0	2	1	0	0	0	25
42	SMITH, Toni		0-1	0-0	0-0	1	0	1	1	0	0	0	0	0	3
	Team					2	1	3			4				
	Totals		26-54	11-25	6-7	13	16	29	12	69	12	13	2	9	200

FG % 1st Half: 16-31 51.6% 2nd half: 10-23 43.5% Game: 26-54 48.1%
3FG % 1st Half: 6-15 40.0% 2nd half: 5-10 50.0% Game: 11-25 44.0%
FT % 1st Half: 2-3 66.7% 2nd half: 4-4 100.0 Game: 6-7 85.7%

Deadball Rebounds 0

Colorado State 58 • 5-13, 1-4 MW

##	Player		Total FG-FGA	3-Ptr FG-FGA	FT-FTA	Rebounds Off	Def	Tot	PF	TP	A	TO	Blk	Stl	Min
11	HEIMSTRA, Meghan	f	3-7	0-0	3-3	1	3	4	0	9	0	1	1	1	29
12	MARTIN, Sam	f	2-5	0-1	4-5	0	7	7	3	8	2	2	0	1	30
03	THOMPSON, Hayley	g	1-3	1-3	0-0	0	2	2	1	3	1	1	0	0	25
21	MAKEEVER, Mandy	g	1-3	0-2	0-0	0	0	0	0	2	0	3	0	0	12
33	DUFFY, Caitlin	g	4-7	3-5	0-0	1	0	1	1	11	0	4	0	1	30
01	FORTE, LaDeyah		3-6	0-1	6-6	2	0	2	1	12	2	1	0	2	24
10	JOHNSON, Emily		1-1	1-1	0-0	0	2	2	0	3	1	2	0	0	18
13	VARSHO, Taylor		0-3	0-3	0-0	0	0	0	1	0	1	0	0	0	8
20	SPOTTON, Kara		0-0	0-0	0-0	0	0	0	0	0	0	0	0	0	4
24	NICHOLS, Alicia		4-4	1-1	1-1	0	0	0	3	10	1	1	0	0	20
	Team					1	2	3							
	Totals		19-39	6-17	14-15	5	16	21	10	58	8	15	1	5	200

FG % 1st Half: 7-15 46.7% 2nd half: 12-24 50.0% Game: 19-39 48.7%
3FG % 1st Half: 3-8 37.5% 2nd half: 3-9 33.3% Game: 6-17 35.3%
FT % 1st Half: 5-5 100.0 2nd half: 9-10 90.0% Game: 14-15 93.3%

Deadball Rebounds 0

Officials: Jack Jones, Kyle Bacon, Penny Davis
Technical fouls: Fresno State-None. Colorado State-None.
Attendance: 983

Score by periods	1st	2nd	Total
Fresno State	40	29	**69**
Colorado State	22	36	**58**

Points	In Paint	Off T/O	2nd Chance	Fast Break	Bench
FS	24	27	18	10	4
CS	20	7	6	2	25

Last FG - FS 2nd-00:51, CS 2nd-00:39.
Largest lead - FS by 21 1st-01:42, CS by 2 1st-19:30.

Score tied - 0 times.
Lead changed - 1 time.

1/30 - at Boise State | W, 57-56

Colorado State 57 • 6-13, 2-4 MW

##	Player		Total FG-FGA	3-Ptr FG-FGA	FT-FTA	Rebounds Off	Def	Tot	PF	TP	A	TO	Blk	Stl	Min
11	HEIMSTRA, Meghan	f	2-5	1-1	2-5	1	6	7	2	7	0	1	3	0	28
12	MARTIN, Sam	f	9-19	4-8	0-0	3	4	7	0	22	2	2	2	2	36
01	FORTE, LaDeyah	g	1-6	0-1	0-0	0	3	3	0	2	7	1	0	1	40-
03	THOMPSON, Hayley	g	4-9	2-5	1-2	2	5	7	1	11	3	1	2	0	35
33	DUFFY, Caitlin	g	2-9	1-6	4-6	0	2	2	1	9	2	1	1	1	27
10	JOHNSON, Emily		0-0	0-0	0-0	0	0	0	0	0	0	0	0	0	4
20	SPOTTON, Kara		0-1	0-0	0-0	0	0	0	0	0	0	0	0	0	1
21	MAKEEVER, Mandy		1-2	1-1	0-0	0	1	1	0	3	0	0	0	0	10
24	NICHOLS, Alicia		1-3	1-1	0-0	0	1	1	3	3	1	1	0	0	19
	Team					1	5	6			1				
	Totals		20-54	10-23	7-13	7	27	34	7	57	15	8	8	4	200

FG % 1st Half: 12-29 41.4% 2nd half: 8-25 32.0% Game: 20-54 37.0%
3FG % 1st Half: 8-16 50.0% 2nd half: 2-7 28.6% Game: 10-23 43.5%
FT % 1st Half: 0-0 0.0% 2nd half: 7-13 53.8% Game: 7-13 53.8%

Deadball Rebounds 4,1

Boise State 56 • 10-9, 3-3 MW

##	Player		Total FG-FGA	3-Ptr FG-FGA	FT-FTA	Rebounds Off	Def	Tot	PF	TP	A	TO	Blk	Stl	Min
15	DER, Lexie	f	0-6	0-0	1-2	1	7	8	4	1	4	1	1	1	33
44	LENHARDT, Lauren	f	3-10	1-4	1-2	2	6	8	3	8	0	1	1	0	27
05	LEE, Diana	g	2-7	1-5	0-0	1	1	2	0	5	3	4	0	0	27
20	CUTRI, Rosalie	g	3-10	0-1	0-0	2	3	5	0	6	3	3	0	1	26
24	HENTON, Brandi	g	1-6	0-3	0-0	1	5	6	1	2	1	4	0	0	18
23	MARTINEZ, Erica		5-9	5-7	0-0	2	0	2	0	15	5	0	0	0	28
32	ASKEW, Miquelle		2-5	0-0	1-2	2	4	6	3	5	0	0	0	0	16
42	REINHART, Kayla		5-9	4-5	0-0	0	2	2	0	14	0	0	0	0	21
52	PELSE, Laura		0-0	0-0	0-0	0	0	0	0	0	0	0	0	0	4
	Team					5	0	5							
	Totals		21-62	11-25	3-6	16	28	44	11	56	16	13	2	2	200

FG % 1st Half: 12-33 36.4% 2nd half: 9-29 31.0% Game: 21-62 33.9%
3FG % 1st Half: 6-14 42.9% 2nd half: 5-11 45.5% Game: 11-25 44.0%
FT % 1st Half: 1-2 50.0% 2nd half: 2-4 50.0% Game: 3-6 50.0%

Deadball Rebounds 0,1

Officials: R-Gator Parrish, U1-Brenda Pantoja, U2-Darren Krzesnik
Technical fouls: Colorado State-None. Boise State-None.
Attendance: 637
Mountain West Conference game

Score by periods	1st	2nd	Total
Colorado State	32	25	**57**
Boise State	31	25	**56**

Points	In Paint	Off T/O	2nd Chance	Fast Break	Bench
CS	12	17	4	0	6
BSU	16	7	16	2	34

Last FG - CS 2nd-00:01, BSU 2nd-00:27.
Largest lead - CS by 9 1st-09:27, BSU by 5 2nd-09:08.

Score tied - 2 times.
Lead changed - 7 times.

2/2 - at Wyoming | L, 82-67

Colorado State Rams 67 • 6-14, 2-5 MW

#	Player		Total FG-FGA	3-Ptr FG-FGA	FT-FTA	Rebounds Off	Def	Tot	PF	TP	A	TO	Blk	Stl	Min
11	HEIMSTRA, Meghan	f	0-5	0-1	2-4	2	3	5	1	2	1	0	2	0	26
12	MARTIN, Sam	f	12-19	3-4	3-3	5	2	7	3	30	1	1	1	1	39
01	FORTE, LaDeyah	g	1-1	0-0	0-0	0	0	0	2	2	3	3	0	1	17
03	THOMPSON, Hayley	g	4-9	2-4	0-0	0	2	2	5	10	2	1	2	1	25
33	DUFFY, Caitlin	g	3-10	1-3	3-5	0	5	5	3	10	1	2	0	0	32
10	JOHNSON, Emily		1-2	0-1	2-4	2	0	2	0	4	0	1	0	0	18
13	VARSHO, Taylor		0-0	0-0	0-0	0	0	0	0	0	0	0	0	0	1
20	SPOTTON, Kara		0-0	0-0	0-0	0	0	0	3	0	0	0	0	0	2
21	MAKEEVER, Mandy		2-4	1-2	2-2	0	1	1	0	7	1	0	0	0	13
24	NICHOLS, Alicia		1-6	0-1	0-0	1	3	4	4	2	2	1	0	0	27
	Team					0	2	2							
	Totals		24-56	7-16	12-18	10	18	28	21	67	11	9	5	3	200

FG % 1st Half: 15-30 50.0% 2nd half: 9-26 34.6% Game: 24-56 42.9%
3FG % 1st Half: 6-10 60.0% 2nd half: 1-6 16.7% Game: 7-16 43.8%
FT % 1st Half: 1-2 50.0% 2nd half: 11-16 68.8% Game: 12-18 66.7%

Deadball Rebounds 4

Wyoming Cowgirls 82 • 17-4, 6-2 MW

#	Player		Total FG-FGA	3-Ptr FG-FGA	FT-FTA	Rebounds Off	Def	Tot	PF	TP	A	TO	Blk	Stl	Min
04	WOODWARD, Kayla	f	8-14	2-7	4-4	1	6	7	3	22	6	2	2	3	40
13	SICKLES, Ashley	f	3-6	1-2	2-4	1	0	1	2	9	1	0	0	0	26
33	SEWELL, Chaundra	f	7-13	0-0	5-7	3	1	4	5	19	3	3	1	0	35
02	GORRELL, Alison	g	1-3	0-1	2-4	2	5	7	0	4	5	1	0	1	26
31	MILETO, Kaitlyn	g	6-12	3-5	1-2	1	3	4	3	16	3	2	0	0	40
10	DENT, Marquelle		0-1	0-0	0-0	0	0	0	0	0	0	0	0	0	2
12	LEWIS, Fallon		3-4	3-3	1-2	3	6	9	0	10	2	0	0	0	19
23	LANDRY, Chelan		0-2	0-2	2-2	0	1	1	1	2	3	1	0	0	12
	Team					3	3	6							
	Totals		28-55	9-20	17-25	14	25	39	14	82	23	9	3	4	200

FG % 1st Half: 14-29 48.3% 2nd half: 14-26 53.8% Game: 28-55 50.9%
3FG % 1st Half: 6-13 46.2% 2nd half: 3-7 42.9% Game: 9-20 45.0%
FT % 1st Half: 4-7 57.1% 2nd half: 13-18 72.2% Game: 17-25 68.0%

Deadball Rebounds 3

Officials: Scotty Hermann, Roy Gulbeyan, Connie Pardue
Technical fouls: Colorado State Rams-None. Wyoming Cowgirls-None.
Attendance: 4053

Score by periods	1st	2nd	Total
Colorado State Rams	37	30	**67**
Wyoming Cowgirls	38	44	**82**

Points	In Paint	Off T/O	2nd Chance	Fast Break	Bench
CS	22	15	13	1	13
WY	18	9	15	0	12

Last FG - CS 2nd-03:11, WY 2nd-01:41.
Largest lead - CS by 9 1st-16:08, WY by 16 2nd-06:48.

Score tied - 3 times.
Lead changed - 3 times.

2/6 - Nevada | W, 59-50

Nevada 50 • 6-15, 1-7

##	Player		Total FG-FGA	3-Ptr FG-FGA	FT-FTA	Rebounds Off	Def	Tot	PF	TP	A	TO	Blk	Stl	Min
24	BURNS, Emily	f	3-9	0-2	0-0	0	3	3	5	6	1	5	1	4	28
55	MUNGEDI, Mimi	c	3-8	0-0	1-5	2	6	8	2	7	0	4	0	2	15
03	SHARP, Danika	g	5-13	2-8	3-3	0	3	3	1	15	1	1	0	2	31
05	BRENNAN, Chanelle	g	3-8	0-2	2-2	3	4	7	5	8	1	5	0	1	31
32	WIDEMAN, Arielle	g	1-6	0-2	1-2	1	3	4	0	3	1	3	0	0	30
12	LOIS, Faith		0-0	0-0	0-0	0	0	0	0	0	0	0	0	0	4
14	JOHNSON, Aja		3-4	0-0	0-0	1	4	5	1	6	1	0	0	0	15
15	KAELIN, Kelsey		1-2	1-2	0-0	1	0	1	3	3	1	1	0	0	10
20	SHELBOURN, Julia		0-0	0-0	0-0	0	2	2	1	0	0	1	0	0	7
21	LESURE, Nyasha		0-2	0-0	0-0	0	2	2	1	0	0	0	0	0	15
44	SMITH, Amber		1-6	0-2	0-0	0	1	1	0	2	3	1	0	0	14
	Team					7	0	7							
	Totals		20-58	3-18	7-12	15	28	43	19	50	9	21	1	9	200

FG % 1st Half: 10-24 41.7% 2nd half: 10-34 29.4% Game: 20-58 34.5%
3FG % 1st Half: 1-9 11.1% 2nd half: 2-9 22.2% Game: 3-18 16.7%
FT % 1st Half: 3-4 75.0% 2nd half: 4-8 50.0% Game: 7-12 58.3%

Deadball Rebounds 1

Colorado State 59 • 7-14, 3-5

##	Player		Total FG-FGA	3-Ptr FG-FGA	FT-FTA	Rebounds Off	Def	Tot	PF	TP	A	TO	Blk	Stl	Min
11	HEIMSTRA, Meghan	f	3-11	0-0	3-4	7	4	11	2	9	0	1	2	4	22
12	MARTIN, Sam	f	3-5	0-1	1-2	0	7	7	3	7	3	1	2	1	26
01	FORTE, LaDeyah	g	0-3	0-1	0-0	0	0	0	0	0	1	1	0	0	20
03	THOMPSON, Hayley	g	2-9	1-4	4-7	1	6	7	1	9	2	2	0	3	40
33	DUFFY, Caitlin	g	3-8	1-6	10-12	2	3	5	1	17	4	6	1	4	40
10	JOHNSON, Emily		0-0	0-0	0-0	0	0	0	0	0	0	1	0	0	3
20	SPOTTON, Kara		0-0	0-0	0-0	0	0	0	0	0	0	0	0	0	4
21	MAKEEVER, Mandy		2-6	2-4	0-0	0	1	1	2	6	0	0	0	0	17
24	NICHOLS, Alicia		5-10	1-4	0-0	0	2	2	0	11	2	1	0	0	28
	Team					0	4	4			1				
	Totals		18-52	5-20	18-25	10	27	37	9	59	12	14	5	12	200

FG % 1st Half: 12-29 41.4% 2nd half: 6-23 26.1% Game: 18-52 34.6%
3FG % 1st Half: 5-15 33.3% 2nd half: 0-5 0.0% Game: 5-20 25.0%
FT % 1st Half: 4-6 66.7% 2nd half: 14-19 73.7% Game: 18-25 72.0%

Deadball Rebounds 3

Officials: Eric Larson, Kyle Bacon, Gator Parrish
Technical fouls: Nevada-None. Colorado State-None.
Attendance: 881

Score by periods	1st	2nd	Total
Nevada	24	26	**50**
Colorado State	33	26	**59**

Points	In Paint	Off T/O	2nd Chance	Fast Break	Bench
NV	24	12	13	4	11
CS	26	15	9	4	17

Last FG - NV 2nd-00:27, CS 2nd-00:44.
Largest lead - NV by 3 1st-14:52, CS by 16 2nd-07:32.

Score tied - 4 times.
Lead changed - 9 times.

2/13 - at San Diego State | L, 60-44

Colorado State 44 • 7-15 (3-6 MW)

##	Player		Total FG-FGA	3-Ptr FG-FGA	FT-FTA	Rebounds Off	Def	Tot	PF	TP	A	TO	Blk	Stl	Min
11	HEIMSTRA, Meghan	f	4-14	1-2	6-7	1	6	7	5	15	0	4	2	3	25
12	MARTIN, Sam	f	2-8	0-1	2-2	3	10	13	1	6	3	1	0	0	39
33	DUFFY, Caitlin	f	3-8	3-5	4-4	0	4	4	0	13	1	1	0	0	34
01	FORTE, LaDeyah	g	2-7	1-2	0-0	0	2	2	1	5	2	2	0	0	40
03	THOMPSON, Hayley	g	0-3	0-3	0-0	0	1	1	0	0	0	0	0	1	24
10	JOHNSON, Emily		0-1	0-1	0-0	0	1	1	0	0	1	0	0	0	7
20	SPOTTON, Kara		0-2	0-0	0-0	1	0	1	0	0	0	0	0	0	7
24	NICHOLS, Alicia		2-6	0-0	1-2	1	1	2	4	5	1	3	0	1	24
	Team					3	2	5				2			
	Totals		13-49	5-14	13-15	9	27	36	11	44	8	13	2	5	200

FG % 1st Half: 10-30 33.3% 2nd half: 3-19 15.8% Game: 13-49 26.5%
3FG % 1st Half: 3-8 37.5% 2nd half: 2-6 33.3% Game: 5-14 35.7%
FT % 1st Half: 2-2 100.0 2nd half: 11-13 84.6% Game: 13-15 86.7%

Deadball Rebounds 1

San Diego State 60 • 18-5 (9-1 MW)

##	Player		Total FG-FGA	3-Ptr FG-FGA	FT-FTA	Rebounds Off	Def	Tot	PF	TP	A	TO	Blk	Stl	Min
22	CLARK, Gabrielle	f	2-8	1-4	0-0	0	3	3	1	5	3	0	0	0	20
25	AMARIKWA, Erimma	f	4-8	0-0	0-1	2	3	5	1	8	0	1	1	0	29
42	NAHINU, Malia	c	2-6	0-2	1-1	3	3	6	2	5	2	1	4	1	29
01	HOPKINS, Chelsea	g	3-8	1-3	4-6	0	7	7	2	11	3	2	0	2	37
54	CLEMENTS, Courtney	g	6-13	1-5	0-0	1	4	5	2	13	2	1	2	4	36
05	CULBERSON, Chairese		3-3	0-0	1-2	3	2	5	2	7	0	1	1	0	19
11	HARVEY, Ahjalee		2-8	2-7	0-0	1	1	2	1	6	0	0	0	1	15
31	STAMPS, Kiyana		2-7	1-5	0-0	0	1	1	1	5	0	0	0	1	12
44	BRANDON, Aleiah		0-0	0-0	0-0	0	0	0	0	0	0	1	0	0	3
	Team					2	2	4							
	Totals		24-61	6-26	6-10	12	26	38	12	60	10	7	8	9	200

FG % 1st Half: 15-33 45.5% 2nd half: 9-28 32.1% Game: 24-61 39.3%
3FG % 1st Half: 4-13 30.8% 2nd half: 2-13 15.4% Game: 6-26 23.1%
FT % 1st Half: 2-4 50.0% 2nd half: 4-6 66.7% Game: 6-10 60.0%

Deadball Rebounds 2,2

Officials: Shelley Nakasone, Rob Bryson, Marianne Karp
Technical fouls: Colorado State-None. San Diego State-None.
Attendance: 507

Score by periods	1st	2nd	Total
Colorado State	25	19	**44**
San Diego State	36	24	**60**

Points	In Paint	Off T/O	2nd Chance	Fast Break	Bench
CS	10	8	9	0	5
SDSU	24	11	10	6	18

Last FG - CS 2nd-16:08, SDSU 2nd-00:18.
Largest lead - CS by 4 1st-15:57, SDSU by 16 2nd-00:18.

Score tied - 3 times.
Lead changed - 2 times.

2/16 - Air Force | W, 67-60

Air Force 60 • 3-21, 2-9

##	Player		Total FG-FGA	3-Ptr FG-FGA	FT-FTA	Rebounds Off	Def	Tot	PF	TP	A	TO	Blk	Stl	Min
24	HILBIG, Katie	f	3-6	0-1	0-0	1	7	8	3	6	1	5	0	0	30
32	JAMES, Dymond	f	2-7	0-0	0-0	1	7	8	2	4	3	1	0	0	32
02	LEIPPRANDT, Alicia	g	6-12	2-4	2-2	1	5	6	5	16	1	5	0	3	32
11	MEDINA, Cherae	g	4-9	1-5	0-0	0	3	3	3	9	0	2	0	1	32
20	THOMPSON, Camille	g	1-10	1-6	1-2	2	4	6	3	4	3	3	0	0	31
03	BLAGOWSKY, Jimi		5-13	3-8	0-0	0	2	2	3	13	2	0	0	1	21
12	PARKER, Taylor		0-0	0-0	0-0	1	0	1	0	0	1	1	0	0	3
22	PHILPOT, Madeleine		0-2	0-1	0-0	1	0	1	2	0	0	1	0	0	7
34	BYRD, Missy		3-3	0-0	2-6	3	2	5	4	8	0	3	0	0	12
	Team					0	4	4							
	Totals		24-62	7-25	5-10	10	34	44	25	60	11	21	0	5	200

FG % 1st Half: 7-30 23.3% 2nd half: 17-32 53.1% Game: 24-62 38.7%
3FG % 1st Half: 2-13 15.4% 2nd half: 5-12 41.7% Game: 7-25 28.0%
FT % 1st Half: 2-6 33.3% 2nd half: 3-4 75.0% Game: 5-10 50.0%

Deadball Rebounds 1

Colorado State 67 • 8-15, 4-6

##	Player		Total FG-FGA	3-Ptr FG-FGA	FT-FTA	Rebounds Off	Def	Tot	PF	TP	A	TO	Blk	Stl	Min
11	HEIMSTRA, Meghan	f	5-11	0-0	10-11	1	7	8	4	20	1	2	0	3	34
12	MARTIN, Sam	f	5-15	1-2	3-5	1	7	8	3	14	3	1	0	1	32
01	FORTE, LaDeyah	g	2-4	0-0	2-2	0	1	1	0	6	2	4	0	3	28
03	THOMPSON, Hayley	g	2-3	2-3	2-2	0	8	8	1	8	0	3	0	1	36
33	DUFFY, Caitlin	g	3-9	1-6	3-3	0	1	1	3	10	2	2	0	3	31
10	JOHNSON, Emily		0-0	0-0	2-2	0	1	1	0	2	0	0	0	0	3
20	SPOTTON, Kara		0-0	0-0	2-2	0	0	0	1	2	0	1	0	0	3
21	MAKEEVER, Mandy		1-3	1-1	2-3	0	1	1	0	5	1	0	0	0	21
24	NICHOLS, Alicia		0-5	0-0	0-0	0	1	1	3	0	0	0	0	0	12
	Team					0	5	5			1				
	Totals		18-50	5-12	26-30	2	32	34	15	67	9	14	0	11	200

FG % 1st Half: 7-28 25.0% 2nd half: 11-22 50.0% Game: 18-50 36.0%
3FG % 1st Half: 3-8 37.5% 2nd half: 2-4 50.0% Game: 5-12 41.7%
FT % 1st Half: 15-17 88.2% 2nd half: 11-13 84.6% Game: 26-30 86.7%

Deadball Rebounds 0

Officials: Michol Murray, Scott, Fruehling, Laura Rahe
Technical fouls: Air Force-BLAGOWSKY, Jimi. Colorado State-HEIMSTRA, Meghan.
Attendance: 1183

Score by periods	1st	2nd	Total
Air Force	18	42	**60**
Colorado State	32	35	**67**

Points	In Paint	Off T/O	2nd Chance	Fast Break	Bench
AF	16	12	11	14	21
CS	18	8	2	2	9

Last FG - AF 2nd-00:43, CS 2nd-00:14.
Largest lead - AF by 2 1st-19:10, CS by 18 2nd-15:35.

Score tied - 0 times.
Lead changed - 1 time.

2/20 - UNLV | W, 62-44

UNLV 44 • 10-16, 6-6

##	Player		Total FG-FGA	3-Ptr FG-FGA	FT-FTA	Rebounds Off	Def	Tot	PF	TP	A	TO	Blk	Stl	Min
00	CALLAWAY, Amie	f	2-4	0-0	1-2	4	2	6	0	5	0	0	0	1	25
10	VERIN, Rejane	f	6-15	0-0	2-3	5	8	13	2	14	0	3	0	0	29
22	HAYNES, Rmanii	g	0-3	0-1	0-0	0	0	0	4	0	3	1	0	2	22
42	MILLER, Danielle	g	1-13	0-4	4-4	2	5	7	4	6	0	2	2	3	33
45	THOMPSON, Kelli	g	4-22	0-11	2-3	2	4	6	1	10	1	3	0	4	38
21	ANDERSON, Amanda		2-13	2-7	3-4	4	4	8	0	9	0	2	0	2	27
23	COOK, Jehiah		0-0	0-0	0-0	0	0	0	0	0	0	0	0	0	2
44	MODEREGGER, Fredi		0-1	0-0	0-3	1	1	2	1	0	0	0	0	0	24
	Team					3	5	8							
	Totals		15-71	2-23	12-19	21	29	50	12	44	4	11	2	12	200

FG % 1st Half: 6-37 16.2% 2nd half: 9-34 26.5% Game: 15-71 21.1%
3FG % 1st Half: 0-10 0.0% 2nd half: 2-13 15.4% Game: 2-23 8.7%
FT % 1st Half: 8-12 66.7% 2nd half: 4-7 57.1% Game: 12-19 63.2%

Deadball Rebounds 2

Colorado State 60 • 9-15, 5-6

##	Player		Total FG-FGA	3-Ptr FG-FGA	FT-FTA	Rebounds Off	Def	Tot	PF	TP	A	TO	Blk	Stl	Min
11	HEIMSTRA, Meghan	f	4-5	0-0	2-3	2	11	13	3	10	1	2	2	1	28
12	MARTIN, Sam	f	10-17	4-7	1-2	2	6	8	2	25	3	1	1	1	33
01	FORTE, LaDeyah	g	2-7	0-1	0-0	0	5	5	1	4	8	5	0	2	35
03	THOMPSON, Hayley	g	2-6	1-4	0-1	0	6	6	3	5	1	3	1	0	30
33	DUFFY, Caitlin	g	0-9	0-5	2-2	0	7	7	0	2	1	3	0	1	28
10	JOHNSON, Emily		0-3	0-1	0-0	0	3	3	2	0	2	1	1	2	9
20	SPOTTON, Kara		0-0	0-0	0-0	1	0	1	1	0	0	1	1	0	4
21	MAKEEVER, Mandy		0-2	0-2	0-0	0	0	0	1	0	1	0	0	0	9
24	NICHOLS, Alicia		6-11	2-3	0-1	2	1	3	2	14	0	0	0	1	24
	Team					3	1	4	1						
	Totals		24-60	7-23	5-9	10	40	50	16	60	17	16	6	8	200

FG % 1st Half: 13-35 37.1% 2nd half: 11-25 44.0% Game: 24-60 40.0%
3FG % 1st Half: 3-15 20.0% 2nd half: 4-8 50.0% Game: 7-23 30.4%
FT % 1st Half: 1-3 33.3% 2nd half: 4-6 66.7% Game: 5-9 55.6%

Deadball Rebounds 1

Officials: Clarke Stevens, Scotty Hermann, Eric Larson
Technical fouls: UNLV-THOMPSON, Kelli. Colorado State-TEAM.
Attendance: 910

Score by periods	1st	2nd	Total
UNLV	20	24	**44**
Colorado State	30	30	**60**

Points	In Paint	Off T/O	2nd Chance	Fast Break	Bench
UNLV	26	9	12	4	9
CS	20	9	9	2	14

Last FG - UNLV 2nd-00:24, CS 2nd-01:17.
Largest lead - UNLV None, CS by 20 2nd-01:17.

Score tied - 0 times.
Lead changed - 0 times.

2/23 - at New Mexico | L, 71-56

Colorado State 56 • 9-16, 5-7 MW

##	Player		Total FG-FGA	3-Ptr FG-FGA	FT-FTA	Rebounds Off	Def	Tot	PF	TP	A	TO	Blk	Stl	Min
11	HEIMSTRA, Meghan	f	2-6	1-1	6-8	1	2	3	2	11	4	4	1	0	29
12	MARTIN, Sam	f	3-13	0-1	6-6	1	4	5	3	12	1	1	2	3	37
01	FORTE, LaDeyah	g	0-4	0-1	0-0	0	3	3	1	0	1	3	0	4	32
03	THOMPSON, Hayley	g	2-3	1-2	0-0	0	3	3	0	5	1	1	0	2	28
33	DUFFY, Caitlin	g	6-13	4-8	1-1	1	2	3	1	17	2	2	0	0	36
10	JOHNSON, Emily		0-1	0-0	0-0	0	1	1	0	0	0	0	0	0	7
13	VARSHO, Taylor		1-1	0-0	0-0	0	2	2	0	2	0	0	0	0	2
20	SPOTTON, Kara		0-1	0-0	0-0	0	0	0	1	0	1	0	0	0	2
21	MAKEEVER, Mandy		1-1	1-1	0-0	0	0	0	0	3	0	1	0	0	3
24	NICHOLS, Alicia		2-5	0-0	2-2	0	2	2	3	6	0	1	0	0	24
	Team					0	2	2							
	Totals		17-48	7-14	15-17	3	21	24	11	56	10	13	3	9	200

FG % 1st Half: 11-25 44.0% 2nd half: 6-23 26.1% Game: 17-48 35.4%
3FG % 1st Half: 6-9 66.7% 2nd half: 1-5 20.0% Game: 7-14 50.0%
FT % 1st Half: 1-2 50.0% 2nd half: 14-15 93.3% Game: 15-17 88.2%

Deadball Rebounds
1,1

New Mexico 71 • 14-11, 6-6 MW

##	Player		Total FG-FGA	3-Ptr FG-FGA	FT-FTA	Rebounds Off	Def	Tot	PF	TP	A	TO	Blk	Stl	Min
44	VAUGHN, Deeva	f	5-9	2-3	0-0	0	6	6	3	12	3	1	0	2	27
34	JOHNSON, Whitney	c	1-1	0-0	1-1	0	1	1	0	3	0	1	0	0	14
12	OWENS, Bryce	g	1-5	1-4	0-0	1	8	9	0	3	5	1	0	0	35
20	HALASZ, Sara	g	3-8	0-1	0-0	0	0	0	2	6	6	2	0	1	22
24	DURBIN, Caroline	g	5-14	3-8	0-0	0	3	3	2	13	1	4	0	0	31
13	SHUMPERT, Khadijah		2-2	0-0	5-7	2	3	5	4	9	0	0	0	0	11
14	ERSKINE, Jourdan		1-2	0-0	0-0	3	3	6	1	2	3	0	0	0	22
15	BROWN, Antiesha		6-11	3-5	1-2	1	0	1	2	16	0	3	0	2	17
21	JACKSON, Jayme		3-4	0-1	0-0	1	1	2	0	6	0	1	0	0	13
23	PEACOCK, Jordyn		0-0	0-0	1-2	0	2	2	0	1	0	0	0	0	2
25	MITCHELL, Brea		0-0	0-0	0-0	0	0	0	0	0	0	1	0	0	2
35	NNAJI, Chinyere		0-0	0-0	0-0	0	0	0	0	0	0	0	0	0	4
	Team					1	0	1							
	Totals		27-56	9-22	8-12	9	27	36	14	71	18	14	0	5	200

FG % 1st Half: 13-24 54.2% 2nd half: 14-32 43.8% Game: 27-56 48.2%
3FG % 1st Half: 8-13 61.5% 2nd half: 1-9 11.1% Game: 9-22 40.9%
FT % 1st Half: 1-2 50.0% 2nd half: 7-10 70.0% Game: 8-12 66.7%

Deadball Rebounds
2,2

Officials: Kyle Bacon, Gator Parrish, Nick Marshall
Technical fouls: Colorado State-None. New Mexico-None.
Attendance: 6705

Score by periods	1st	2nd	Total
Colorado State	29	27	**56**
New Mexico	35	36	**71**

Points	In Paint	Off T/O	2nd Chance	Fast Break	Bench
CS	14	13	4	4	11
NM	24	20	10	6	34

Last FG - CS 2nd-01:25, NM 2nd-02:41.
Largest lead - CS by 5 1st-16:37, NM by 19 2nd-02:41.

Score tied - 5 times.
Lead changed - 6 times.

2/27 - at Fresno State | L, 49-42

Colorado State 42 • 9-17, 5-8 MW

##	Player		Total FG-FGA	3-Ptr FG-FGA	FT-FTA	Rebounds Off	Def	Tot	PF	TP	A	TO	Blk	Stl	Min
11	HEIMSTRA, Meghan	f	4-12	0-2	0-2	1	6	7	1	8	0	0	5	2	26
12	MARTIN, Sam	f	7-12	2-2	0-0	0	8	8	0	16	0	1	3	0	35
01	FORTE, LaDeyah	g	1-6	0-0	0-0	0	1	1	1	2	3	1	0	1	26
03	THOMPSON, Hayley	g	0-7	0-6	0-0	0	10	10	1	0	2	3	1	0	36
33	DUFFY, Caitlin	g	0-4	0-3	0-0	0	1	1	1	0	1	2	0	0	26
10	JOHNSON, Emily		1-2	0-0	0-0	0	3	3	0	2	1	1	0	0	7
13	VARSHO, Taylor		3-3	2-2	0-0	0	0	0	2	8	2	2	0	0	13
20	SPOTTON, Kara		0-0	0-0	0-0	0	0	0	1	0	0	0	0	0	2
21	MAKEEVER, Mandy		1-1	0-0	0-0	0	0	0	0	2	1	1	0	0	8
24	NICHOLS, Alicia		2-5	0-1	0-0	0	3	3	1	4	2	5	0	1	21
	Team					2	5	7							
	Totals		19-52	4-16	0-2	3	37	40	8	42	12	16	9	4	200

FG % 1st Half: 7-28 25.0% 2nd half: 12-24 50.0% Game: 19-52 36.5%
3FG % 1st Half: 0-7 0.0% 2nd half: 4-9 44.4% Game: 4-16 25.0%
FT % 1st Half: 0-0 0.0% 2nd half: 0-2 0.0% Game: 0-2 0.0%

Deadball Rebounds
1

Fresno State 49 • 19-8, 11-3 MW

##	Player		Total FG-FGA	3-Ptr FG-FGA	FT-FTA	Rebounds Off	Def	Tot	PF	TP	A	TO	Blk	Stl	Min
10	SHEEDY, Alex	f	4-15	0-2	1-2	1	5	6	4	9	1	1	0	0	31
05	FARLEY, Bree	g	1-7	0-2	0-0	0	5	5	0	2	2	0	0	1	28
24	MOORE, Ki-Ki	g	2-12	0-4	1-2	0	9	9	0	5	5	2	0	2	35
25	Moult, Rosie	g	4-10	4-9	2-3	3	2	5	0	14	1	1	0	4	33
33	THOMPSON, Taylor	g	4-9	3-6	0-1	4	5	9	0	11	3	1	0	3	36
01	FOX, Raven		0-0	0-0	0-0	0	0	0	0	0	0	1	0	0	1
15	VANDENBERG, Jacinta		0-3	0-0	0-0	1	1	2	0	0	1	0	0	0	9
21	FURST, Jeanna		0-0	0-0	0-2	1	0	1	1	0	0	1	0	0	6
22	DRAPER, Robin		2-5	2-3	0-0	0	1	1	0	6	0	1	0	1	18
42	SMITH, Toni		1-4	0-0	0-0	0	0	0	0	2	0	0	0	0	3
	Team					4	3	7				1			
	Totals		18-65	9-26	4-10	14	31	45	5	49	13	9	0	11	200

FG % 1st Half: 10-33 30.3% 2nd half: 8-32 25.0% Game: 18-65 27.7%
3FG % 1st Half: 6-16 37.5% 2nd half: 3-10 30.0% Game: 9-26 34.6%
FT % 1st Half: 1-1 100.0 2nd half: 3-9 33.3% Game: 4-10 40.0%

Deadball Rebounds
2

Officials: Jack Jones, Kent Johnson, Ernest Solis
Technical fouls: Colorado State-None. Fresno State-None.
Attendance: 2510

Score by periods	1st	2nd	Total
Colorado State	14	28	**42**
Fresno State	27	22	**49**

3/2 - Boise State | W, 72-60

Boise State 60 • 11-16, 4-10

##	Player		Total FG-FGA	3-Ptr FG-FGA	FT-FTA	Rebounds Off	Def	Tot	PF	TP	A	TO	Blk	Stl	Min
15	DER, Lexie	f	1-6	0-1	0-0	1	1	2	3	2	0	1	1	0	18
44	LENHARDT, Lauren	f	5-11	0-1	0-0	3	6	9	3	10	1	1	0	0	24
20	CUTRI, Rosalie	g	3-10	0-2	2-2	4	4	8	0	8	2	6	0	1	33
23	MARTINEZ, Erica	g	1-10	0-9	0-0	0	3	3	1	2	8	0	0	0	40
24	HENTON, Brandi	g	11-22	6-12	1-2	0	7	7	1	29	1	4	0	1	39
32	ASKEW, Miquelle		2-10	0-0	1-1	3	9	12	2	5	0	1	1	0	18
42	REINHART, Kayla		1-5	0-3	0-0	1	1	2	4	2	1	1	0	0	15
52	PELSE, Laura		1-3	0-0	0-0	0	3	3	1	2	2	0	0	0	13
	Team					7	0	7							
	Totals		25-77	6-28	4-5	19	34	53	15	60	15	14	2	2	200

FG % 1st Half: 11-30 36.7% 2nd half: 14-47 29.8% Game: 25-77 32.5%
3FG % 1st Half: 3-11 27.3% 2nd half: 3-17 17.6% Game: 6-28 21.4%
FT % 1st Half: 4-5 80.0% 2nd half: 0-0 0.0% Game: 4-5 80.0%

Deadball Rebounds
0

Colorado State 72 • 10-17, 6-8

##	Player		Total FG-FGA	3-Ptr FG-FGA	FT-FTA	Rebounds Off	Def	Tot	PF	TP	A	TO	Blk	Stl	Min
11	HEIMSTRA, Meghan	f	10-17	0-0	5-7	3	6	9	2	25	0	2	3	3	33
12	MARTIN, Sam	f	7-16	2-4	0-0	1	8	9	4	16	0	1	2	0	29
01	FORTE, LaDeyah	g	2-6	0-0	2-2	0	2	2	0	6	10	2	0	3	38
03	THOMPSON, Hayley	g	2-7	1-4	2-2	1	8	9	1	7	2	0	0	2	37
33	DUFFY, Caitlin	g	4-13	4-9	1-3	1	5	6	2	13	3	0	1	2	36
21	MAKEEVER, Mandy		0-3	0-2	0-0	0	3	3	0	0	1	0	0	0	6
24	NICHOLS, Alicia		2-6	0-2	1-1	1	1	2	0	5	0	2	1	0	21
	Team					2	1	3							
	Totals		27-68	7-21	11-15	9	34	43	9	72	16	7	7	10	200

FG % 1st Half: 14-34 41.2% 2nd half: 13-34 38.2% Game: 27-68 39.7%
3FG % 1st Half: 4-12 33.3% 2nd half: 3-9 33.3% Game: 7-21 33.3%
FT % 1st Half: 5-5 100.0 2nd half: 6-10 60.0% Game: 11-15 73.3%

Deadball Rebounds
2

Officials: Shelley Nakasone, Gator Parrish, Robert Strong
Technical fouls: Boise State-None. Colorado State-None.
Attendance: 1006

Score by periods	1st	2nd	Total
Boise State	29	31	**60**
Colorado State	37	35	**72**

Points	In Paint	Off T/O	2nd Chance	Fast Break	Bench
BSU	20	9	11	4	9
CS	30	10	9	4	5

Last FG - BSU 2nd-01:06, CS 2nd-02:33.
Largest lead - BSU None, CS by 15 1st-08:54.

Score tied - 1 time.
Lead changed - 0 times.

3/6 - Wyoming | L, 65-51

Wyoming Cowgirls 65 • 23-6, 12-4

##	Player		Total FG-FGA	3-Ptr FG-FGA	FT-FTA	Rebounds Off	Def	Tot	PF	TP	A	TO	Blk	Stl	Min
04	WOODWARD, Kayla	f	4-10	1-5	4-4	0	6	6	2	13	3	4	0	0	39
13	SICKLES, Ashley	f	4-9	1-3	1-2	0	0	0	1	10	2	1	0	2	34
33	SEWELL, Chaundra	f	9-15	0-0	4-6	8	9	17	3	22	2	0	1	1	33
02	GORRELL, Alison	g	1-2	0-0	0-0	0	3	3	1	2	2	1	1	0	17
31	MILETO, Kaitlyn	g	1-11	1-7	0-1	0	4	4	1	3	1	3	0	0	36
10	DENT, Marquelle		0-1	0-1	0-0	2	0	2	0	0	1	0	0	0	3
12	LEWIS, Fallon		4-5	0-0	0-1	2	2	4	2	8	0	1	0	0	12
22	FREEZE, Brenna		0-0	0-0	0-0	0	0	0	0	0	0	0	0	0	0+
23	LANDRY, Chelan		3-6	1-2	0-0	1	0	1	0	7	5	1	0	1	19
32	HOFFMAN, Kaylee		0-2	0-1	0-0	0	1	1	0	0	0	0	0	0	4
42	BOEHME, Aubry		0-0	0-0	0-0	0	0	0	2	0	0	0	0	1	3
	Team					5	3	8							
	Totals		26-61	4-19	9-14	18	28	46	12	65	16	11	2	5	200

FG % 1st Half: 14-37 37.8% 2nd half: 12-24 50.0% Game: 26-61 42.6%
3FG % 1st Half: 2-10 20.0% 2nd half: 2-9 22.2% Game: 4-19 21.1%
FT % 1st Half: 2-5 40.0% 2nd half: 7-9 77.8% Game: 9-14 64.3%

Deadball Rebounds
1

Colorado State 51 • 10-18, 6-9

##	Player		Total FG-FGA	3-Ptr FG-FGA	FT-FTA	Rebounds Off	Def	Tot	PF	TP	A	TO	Blk	Stl	Min
11	HEIMSTRA, Meghan	f	11-19	2-3	8-9	2	3	5	3	32	0	2	7	2	38
12	MARTIN, Sam	f	2-7	0-1	0-0	2	5	7	1	4	2	1	1	0	38
01	FORTE, LaDeyah	g	2-6	0-1	0-0	0	1	1	3	4	1	0	0	1	24
03	THOMPSON, Hayley	g	0-4	0-4	0-0	0	2	2	0	0	2	1	1	0	25
33	DUFFY, Caitlin	g	0-5	0-3	0-0	0	2	2	3	0	2	2	0	2	30
13	VARSHO, Taylor		2-7	1-4	1-2	0	4	4	1	6	2	3	0	0	23
21	MAKEEVER, Mandy		0-0	0-0	0-0	0	0	0	0	0	0	0	0	0	4
24	NICHOLS, Alicia		2-3	1-2	0-0	0	2	2	3	5	3	2	0	0	18
	Team					1	2	3							
	Totals		19-51	4-18	9-11	5	21	26	14	51	12	11	9	5	200

FG % 1st Half: 10-26 38.5% 2nd half: 9-25 36.0% Game: 19-51 37.3%
3FG % 1st Half: 3-11 27.3% 2nd half: 1-7 14.3% Game: 4-18 22.2%
FT % 1st Half: 0-0 0.0% 2nd half: 9-11 81.8% Game: 9-11 81.8%

Deadball Rebounds
1

Officials: Kent Johnson, Nick Marshall, Jack Jones
Technical fouls: Wyoming Cowgirls-None. Colorado State-None.
Attendance: 1050

Score by periods	1st	2nd	Total
Wyoming Cowgirls	32	33	**65**
Colorado State	23	28	**51**

Points	In Paint	Off T/O	2nd Chance	Fast Break	Bench
WY	30	7	15	0	15
CS	26	7	4	2	11

Last FG - WY 2nd-00:24, CS 2nd-02:59.
Largest lead - WY by 17 1st-09:03, CS None.

Score tied - 0 times.
Lead changed - 0 times.

3/9 - at Nevada | W, 53-51

Colorado State 53 • 11-18, 7-9

##	Player		Total FG-FGA	3-Ptr FG-FGA	FT-FTA	Rebounds Off	Def	Tot	PF	TP	A	TO	Blk	Stl	Min
01	FORTE, LaDeyah	*	4-10	0-0	0-0	1	2	3	1	8	3	6	0	0	33
03	THOMPSON, Hayley	*	1-5	0-1	0-0	1	10	11	0	2	3	2	0	1	37
11	HEIMSTRA, Meghan	*	4-13	1-4	4-5	2	2	4	4	13	2	0	1	2	26
12	MARTIN, Sam	*	4-14	0-3	0-0	3	2	5	1	8	2	1	2	0	37
21	MAKEEVER, Mandy	*	4-6	4-6	0-0	2	0	2	0	12	1	0	0	1	29
10	JOHNSON, Emily		0-2	0-0	0-0	0	1	1	0	0	0	0	0	0	6
13	VARSHO, Taylor		0-1	0-0	0-0	0	3	3	0	0	0	1	0	1	7
24	NICHOLS, Alicia		4-7	0-1	2-4	2	2	4	2	10	3	0	0	2	25
	Team					1	3	4							
	Totals		21-58	5-15	6-9	12	25	37	8	53	14	10	3	7	200

FG % 1st Half: 11-29 37.9% 2nd half: 10-29 34.5% Game: 21-58 36.2%
3FG % 1st Half: 3-10 30.0% 2nd half: 2-5 40.0% Game: 5-15 33.3%
FT % 1st Half: 0-0 0.0% 2nd half: 6-9 66.7% Game: 6-9 66.7%

Deadball Rebounds 2

Nevada 51 • 7-22, 2-14

##	Player		Total FG-FGA	3-Ptr FG-FGA	FT-FTA	Rebounds Off	Def	Tot	PF	TP	A	TO	Blk	Stl	Min
03	SHARP, Danika	*	3-14	3-11	2-2	0	6	6	1	11	3	1	0	2	33
24	BURNS, Emily	*	3-8	2-5	0-2	1	3	4	4	8	0	3	0	0	30
32	WIDEMAN, Arielle	*	3-11	1-6	0-0	5	2	7	1	7	4	0	0	1	34
44	SMITH, Amber	*	6-10	2-3	3-4	2	3	5	1	17	3	6	1	2	34
55	MUNGEDI, Mimi	*	3-4	0-0	0-0	0	1	1	1	6	0	1	0	1	21
11	WILDER, Markie		0-0	0-0	0-0	0	0	0	0	0	0	0	0	0	0+
12	LOIS, Faith		0-3	0-2	0-0	0	1	1	0	0	0	1	0	0	11
14	JOHNSON, Aja		1-2	0-0	0-0	1	3	4	0	2	0	1	0	0	21
15	KAELIN, Kelsey		0-1	0-1	0-0	0	2	2	0	0	1	1	0	0	8
20	SHELBOURN, Julia		0-0	0-0	0-0	0	2	2	1	0	0	1	0	0	8
21	LESURE, Nyasha		0-0	0-0	0-0	0	0	0	0	0	0	0	0	0	0+
	Team					1	2	3							
	Totals		19-53	8-28	5-8	10	25	35	9	51	11	15	1	6	200

FG % 1st Half: 7-26 26.9% 2nd half: 12-27 44.4% Game: 19-53 35.8%
3FG % 1st Half: 4-16 25.0% 2nd half: 4-12 33.3% Game: 8-28 28.6%
FT % 1st Half: 1-4 25.0% 2nd half: 4-4 100.0 Game: 5-8 62.5%

Deadball Rebounds 2,1

Officials: Scotty Hermann, Connie Pardue, Peter Contreras
Technical fouls: Colorado State-None. Nevada-None.
Attendance: 811

Score by periods	1st	2nd	Total
Colorado State	25	28	**53**
Nevada	19	32	**51**

Points	In Paint	Off T/O	2nd Chance	Fast Break	Bench
CS	18	17	17	2	10
NV	14	8	7	6	2

Last FG - CS 2nd-00:18, NV 2nd-04:01.
Largest lead - CS by 12 2nd-17:56, NV by 4 1st-16:31.

Score tied - 2 times.
Lead changed - 7 times.

3/14 - vs. Wyoming | L, 60-58

Colorado State 58 • 11-19

##	Player		Total FG-FGA	3-Ptr FG-FGA	FT-FTA	Rebounds Off	Def	Tot	PF	TP	A	TO	Blk	Stl	Min
11	HEIMSTRA, Meghan	f	3-11	0-2	4-6	0	1	1	3	10	2	3	3	4	33
12	MARTIN, Sam	f	6-16	2-3	0-0	2	4	6	1	14	5	1	1	0	39
01	FORTE, LaDeyah	g	6-12	0-2	0-0	1	2	3	1	12	1	1	0	0	30
03	THOMPSON, Hayley	g	1-4	1-4	0-0	0	3	3	3	3	0	0	0	2	23
33	DUFFY, Caitlin	g	2-4	2-2	2-2	0	3	3	3	8	1	0	0	0	36
21	MAKEEVER, Mandy		1-2	0-1	0-0	0	1	1	0	2	1	0	0	0	16
24	NICHOLS, Alicia		3-6	2-2	1-2	1	2	3	0	9	2	0	1	2	23
	Team					1	5	6							
	Totals		22-55	7-16	7-10	5	21	26	11	58	12	5	5	8	200

FG % 1st Half: 15-29 51.7% 2nd half: 7-26 26.9% Game: 22-55 40.0%
3FG % 1st Half: 3-8 37.5% 2nd half: 4-8 50.0% Game: 7-16 43.8%
FT % 1st Half: 3-4 75.0% 2nd half: 4-6 66.7% Game: 7-10 70.0%

Deadball Rebounds 3

Wyoming Cowgirls 60 • 24-6

##	Player		Total FG-FGA	3-Ptr FG-FGA	FT-FTA	Rebounds Off	Def	Tot	PF	TP	A	TO	Blk	Stl	Min
04	WOODWARD, Kayla	f	7-16	2-5	1-1	4	3	7	2	17	1	4	0	0	36
13	SICKLES, Ashley	f	3-8	3-6	0-0	1	5	6	1	9	1	0	0	0	39
33	SEWELL, Chaundra	f	2-6	0-0	1-2	6	5	11	3	5	3	5	1	1	34
02	GORRELL, Alison	g	0-3	0-0	1-2	1	4	5	0	1	1	0	0	0	10
31	MILETO, Kaitlyn	g	5-10	4-5	0-1	0	3	3	3	14	3	0	0	0	40
10	DENT, Marquelle		2-6	1-2	0-0	1	3	4	0	5	2	3	0	1	12
12	LEWIS, Fallon		1-4	0-2	2-2	0	1	1	1	4	1	1	1	0	13
22	FREEZE, Brenna		0-1	0-0	0-0	0	1	1	0	0	0	0	0	0	5
23	LANDRY, Chelan		2-6	1-3	0-0	1	0	1	0	5	2	0	0	1	11
	Team					4	2	6							
	Totals		22-60	11-23	5-8	18	27	45	10	60	14	13	2	3	200

FG % 1st Half: 9-30 30.0% 2nd half: 13-30 43.3% Game: 22-60 36.7%
3FG % 1st Half: 4-13 30.8% 2nd half: 7-10 70.0% Game: 11-23 47.8%
FT % 1st Half: 4-6 66.7% 2nd half: 1-2 50.0% Game: 5-8 62.5%

Deadball Rebounds 2,1

Officials: Clarke Stevens, Brenda Pantoja, Randy Campbell
Technical fouls: Colorado State-None. Wyoming Cowgirls-None.
Attendance: 3556
2013 Reese's MW Women's Basketball Championship Quarterfinals #4
Winner advances to Friday's semifinal vs. No. 2 Fresno State

Score by periods	1st	2nd	Total
Colorado State	36	22	**58**
Wyoming Cowgirls	26	34	**60**

Points	In Paint	Off T/O	2nd Chance	Fast Break	Bench
CS	24	18	8	0	11
WY	18	7	17	2	14

Last FG - CS 2nd-03:15, WY 2nd-00:19.
Largest lead - CS by 14 2nd-15:21, WY by 3 2nd-05:56.

Score tied - 4 times.
Lead changed - 5 times.

2012-13 RESULTS

RECORD:	OVERALL	HOME	AWAY	NEUTRAL
ALL GAMES	11-19	8-7	3-10	0-2
CONFERENCE	7-9	4-4	3-5	0-0
NON-CONFERENCE	4-10	4-3	0-5	0-2

Attendance Summary	GAMES	TOTALS	AVG/GAME
HOME	15	16757	1117
AWAY	13	22255	1712
NEUTRAL	2	4581	2290
TOTAL	30	43593	1453

Opponent	Date	Score	POINTS	REBOUNDS	ASSISTS	STEALS	BLOCKED SHOTS
Montana State	11/11	53-58 L	19-VARSHO, Taylor	10-VARSHO, Taylor	5-FORTE, LaDeyah	2-VARSHO, Taylor SPOTTON, Kara	6-HEIMSTRA, Meghan
Northern Colorado	11/13	56-43 W	15-MAKEEVER, Amber	8-HEIMSTRA, Meghan	9-FORTE, LaDeyah	3-FORTE, LaDeyah	3-MARTIN, Sam
Seattle	11/17	58-55 W	16-SPOTTON, Kara	10-MARTIN, Sam	5-DUFFY, Caitlin	2-VARSHO, Taylor	1-MARTIN, Sam
Toledo	11/20	62-66 L	16-FORTE, LaDeyah	16-SPOTTON, Kara	5-DUFFY, Caitlin	4-FORTE, LaDeyah	3-HEIMSTRA, Meghan
at LMU	11/28	52-69 L	12-HEIMSTRA, Meghan	10-NICHOLS, Alicia	3-FORTE, LaDeyah	2-SPOTTON, Kara VARSHO, Taylor FORTE, LaDeyah NICHOLS, Alicia	1-SPOTTON, Kara MARTIN, Sam
at Bowling Green	12/01	49-71 L	15-DUFFY, Caitlin	5-MARTIN, Sam	2-HEIMSTRA, Meghan	2-VARSHO, Taylor HEIMSTRA, Meghan	3-MARTIN, Sam
at Colorado	12/5	46-72 L	19-DUFFY, Caitlin	5-MARTIN, Sam	2-FORTE, LaDeyah	2-MAKEEVER, Amber MARTIN, Sam	1-DUFFY, Caitlin NICHOLS, Alicia SPOTTON, Kara THOMPSON, Hayley
at Tulsa	12/08	43-58 L	13-MARTIN, Sam	6-THOMPSON, Hayley	3-FORTE, LaDeyah	2-THOMPSON, Hayley MARTIN, Sam	2-MARTIN, Sam
CSU Bakersfield	12/16	56-54 W	22-DUFFY, Caitlin	7-MARTIN, Sam HEIMSTRA, Meghan	2-DUFFY, Caitlin FORTE, LaDeyah JOHNSON, Emily	5-HEIMSTRA, Meghan	3-MARTIN, Sam HEIMSTRA, Meghan
Denver	12/20	48-50 L	14-MARTIN, Sam	13-MARTIN, Sam	4-FORTE, LaDeyah	3-DUFFY, Caitlin	2-MARTIN, Sam
vs Providence	12/29	53-71 L	14-MARTIN, Sam	8-DUFFY, Caitlin	2-HEIMSTRA, Meghan DUFFY, Caitlin FORTE, LaDeyah	1-MAKEEVER, Amber THOMPSON, Hayley NICHOLS, Alicia	2-HEIMSTRA, Meghan
at Fordham	12/30	59-64 LOT	13-MARTIN, Sam	8-MARTIN, Sam	2-FORTE, LaDeyah DUFFY, Caitlin NICHOLS, Alicia HEIMSTRA, Meghan MARTIN, Sam	3-VARSHO, Taylor	1-NICHOLS, Alicia MARTIN, Sam
SD Mines	01/04	97-53 W	30-MARTIN, Sam	9-MARTIN, Sam	11-FORTE, LaDeyah	4-FORTE, LaDeyah	3-SPOTTON, Kara
San Diego State	01/13	44-48 L	10-DUFFY, Caitlin	6-MARTIN, Sam THOMPSON, Hayley	2-HEIMSTRA, Meghan	2-HEIMSTRA, Meghan	2-MARTIN, Sam
at Air Force	1/16	64-44 W	18-DUFFY, Caitlin	9-NICHOLS, Alicia	6-FORTE, LaDeyah	4-HEIMSTRA, Meghan	1-NICHOLS, Alicia
at UNLV	01/20	50-63 L	17-DUFFY, Caitlin	7-MARTIN, Sam	3-THOMPSON, Hayley	3-THOMPSON, Hayley	1-THOMPSON, Hayley MARTIN, Sam NICHOLS, Alicia
New Mexico	01/23	54-68 L	16-MARTIN, Sam	7-HEIMSTRA, Meghan	5-DUFFY, Caitlin	1-MAKEEVER, Mandy MARTIN, Sam SPOTTON, Kara HEIMSTRA, Meghan	3-HEIMSTRA, Meghan
Fresno State	01/27	58-69 L	12-FORTE, LaDeyah	7-MARTIN, Sam	2-MARTIN, Sam FORTE, LaDeyah	2-FORTE, LaDeyah	1-HEIMSTRA, Meghan
at Boise State	01/30	57-56 W	22-MARTIN, Sam	7-THOMPSON, Hayley HEIMSTRA, Meghan MARTIN, Sam	7-FORTE, LaDeyah	2-MARTIN, Sam	3-HEIMSTRA, Meghan
at Wyoming	2/2	67-82 L	30-MARTIN, Sam	7-MARTIN, Sam	3-FORTE, LaDeyah	1-FORTE, LaDeyah THOMPSON, Hayley MARTIN, Sam	2-THOMPSON, Hayley HEIMSTRA, Meghan
Nevada	02/06	59-50 W	17-DUFFY, Caitlin	11-HEIMSTRA, Meghan	4-DUFFY, Caitlin	4-HEIMSTRA, Meghan DUFFY, Caitlin	2-HEIMSTRA, Meghan MARTIN, Sam
at San Diego State	02/13	44-60 L	15-HEIMSTRA, Meghan	13-MARTIN, Sam	3-MARTIN, Sam	3-HEIMSTRA, Meghan	2-HEIMSTRA, Meghan
Air Force	02/16	67-60 W	20-HEIMSTRA, Meghan	8-THOMPSON, Hayley HEIMSTRA, Meghan MARTIN, Sam	3-MARTIN, Sam	3-HEIMSTRA, Meghan FORTE, LaDeyah DUFFY, Caitlin	None
UNLV	02/20	60-44 W	25-MARTIN, Sam	13-HEIMSTRA, Meghan	8-FORTE, LaDeyah	2-FORTE, LaDeyah JOHNSON, Emily	2-HEIMSTRA, Meghan
at New Mexico	2/23	56-71 L	17-DUFFY, Caitlin	5-MARTIN, Sam	4-HEIMSTRA, Meghan	4-FORTE, LaDeyah	2-MARTIN, Sam
at Fresno State	2/27	42-49 L	16-MARTIN, Sam	10-THOMPSON, Hayley	3-FORTE, LaDeyah	2-HEIMSTRA, Meghan	5-HEIMSTRA, Meghan
Boise State	03/02	72-60 W	25-HEIMSTRA, Meghan	9-MARTIN, Sam THOMPSON, Hayley HEIMSTRA, Meghan	10-FORTE, LaDeyah	3-HEIMSTRA, Meghan FORTE, LaDeyah	3-HEIMSTRA, Meghan
Wyoming	03/06	51-65 L	32-HEIMSTRA, Meghan	7-MARTIN, Sam	3-NICHOLS, Alicia	2-DUFFY, Caitlin HEIMSTRA, Meghan	7-HEIMSTRA, Meghan
at Nevada	3/9	53-51 W	13-HEIMSTRA, Meghan	11-THOMPSON, Hayley	3-THOMPSON, Hayley NICHOLS, Alicia FORTE, LaDeyah	2-NICHOLS, Alicia HEIMSTRA, Meghan	2-MARTIN, Sam
vs Wyoming	03/14	58-60 L	14-MARTIN, Sam	6-MARTIN, Sam	5-MARTIN, Sam	4-HEIMSTRA, Meghan	3-HEIMSTRA, Meghan

Individual	Colorado State	Opponent
Points	32, Meghan Heimstra vs. Wyoming, (3/6)	32, Tori Rule vs. Providence (12/29)
Points In a Half	21, Meghan Heimstra vs. Wyoming, (3/6)	19, Tori Rule vs. Providence (12/29)
Field Goals Made	13, Sam Martin vs. South Dakota Mines (1/4)	11, Brandi Henton vs. Boise State (3/2)
Field Goal Attempts	19, Three times, Last time: M. Heimstra vs. Wyoming (3/6)	22, Twice, Last time: B. Henton vs. Boise State (3/2)
Field Goal % (5 made)	.867 (13-15), Sam Martin vs. South Dakota Mines (1/4)	1.000 (6-6), Briana Charles at UNLV (1/20)
3-pt Field Goals Made	4, Five times, Last time: Mandy Makeever at Nevada (3/9)	6, Brandi Henton vs. Boise State (3/2)
3-pt Field Goal Attempts	9, Four times, Last time: Caitlin Duffy vs. Boise State (3/2)	12, Twice, Last time: B. Henton vs. Boise State (3/2)
3-pt Field Goal % (2 made)	1.000 (3-3), Alicia Nichols at Tulsa (12/8)	1.000 (4-4), Briana Charles at UNLV (1/20)
Free Throws Made	10, Twice, Last time: M. Heimstra vs. Air Force (2/16)	15, Ashley Ward vs. Seattle (11/17)
Free Throw Attempts	12, Caitlin Duffy vs. Nevada (2/6)	17, Ashley Ward vs. Seattle (11/17)
Free Throw Percentage (4 made)	1.000 (6-6), Three times, Last time: Martin at UNM (2/23)	1.000 (4-4) Three times, Last time: D. Miller vs. UNLV (2/20)
Total Rebounds	16, Kara Spotton vs. Toledo (11/20)	17, Chaundra Sewell vs. Wyoming (3/6)
Offensive Rebounds	7, Meghan Heimstra vs. Nevada (2/6)	8, Chaundra Sewell vs. Wyoming (3/6)
Defensive Rebounds	11, Meghan Heimstra vs. UNLV (2/20)	10, Jillian Halfhill at Bowling Green (12/1)
Assists	11, LaDeyah Forte vs. South Dakota Mines (1/4)	9, Three times, Last time: K. Thompson at UNLV (1/20)
Steals	5, Meghan Heimstra vs. CSU Bakersfield (12/16)	5 Twice, Last time: Kelli Thompson at UNLV (1/20)
Blocked Shots	7, Meghan Heimstra vs. Wyoming (3/6)	4, Malia Nahinu at San Diego State (2/13)

Team	Colorado State High	Colorado State Low	Opponent High	Opponent Low
Points	97, vs. South Dakota Mines (1/4)	42, at Fresno State (2/27)	82, at Wyoming (2/2)	43, vs. Northern Colorado (11/13)
Points In First Half	49, vs. South Dakota Mines (1/4)	14, Twice Last time: at Fresno State (2/27)	40, vs. Fresno State (1/27)	17, vs. Northern Colorado (11/13)
Points In Second Half	48, vs. South Dakota Mines (1/4)	13, at Tulsa (12/8)	44, at Wyoming (2/2)	18, vs. San Diego State (1/13)
Victory Margin	44, vs. South Dakota Mines (1/4)	1, at Boise State (1/30)	26, at Colorado (12/5)	2, vs. Denver (12/20)
Field Goals Made	41, vs. South Dakota Mines (1/4)	13, at San Diego State (2/13)	29, at Loyola Marymount (11/28)	15, vs. UNLV (2/20)
Field Goals Attempted	70, vs. South Dakota Mines (1/4)	39, vs. Fresno State (1/27)	77, vs. Boise State, (3/2)	50, vs. CSU Bakersfield (12/16)
Field Goal Percentage	.586 (41-70), vs. SD Mines (1/4)	.254 (15-59) at LMU (11/28)	.509 (28-55) at Wyoming (2/2)	.211 (15-71) vs. UNLV (2/20)
Single Half FG %	.741 (20-27), vs. SD Mines (1/4)	.130 (3-23), at Tulsa (12/8)	.560 (14-25) vs. Denver (12/20)	.162 (6-37) vs. UNLV (2/20)
3-Pt Field Goals Made	10, at Boise State (1/30)	1, vs. CSU Bakersfield (12/16)	12, Twice Last time: at UNLV (1/20)	2, Twice Last time: vs. UNLV (2/20)
3-Pt Field Goals Attempted	27, Twice Last time: vs. SD Mines (1/4)	11, vs. San Diego State (1/13)	37, at Fordham (12/30)	14, at Loyola Marymount (11/28)
3-Pt Field Goal %	.500 (7-14) at New Mexico (2/23)	.077 (1-13) vs. CSUB (12/16)	.500 (7-14) vs. Providence (12/29)	.087 (2-23) vs. UNLV (2/20)
Free Throws Made	26, vs. Air Force (2/16)	0, at Fresno State (2/27)	18, vs. Seattle (11/17)	3, at Boise State (1/30)
Free Throws Attempted	30, vs. Air Force (2/16)	2, at Fresno State (2/27)	27, vs. Montana State (11/11)	5, Twice Last time: vs. Boise State, (3/2)
Free Throw %	.933 (14-15) vs. Fresno State (1/27)	.000 (0-2) at Fresno State (2/27)	.900 (9-10) at UNLV (1/20)	.385 (5-13), vs. Denver (12/20)
Total Rebounds	50, vs. UNLV (2/20)	21, vs. Fresno State (1/27)	59, at Colorado (12/5)	26, vs. South Dakota Mines (1/4)
Offensive Rebounds	19, at Loyola Marymount (11/28)	2, Twice Last time: vs. Air Force (2/16)	24, at Colorado (12/5)	8, vs. South Dakota Mines (1/4)
Defensive Rebounds	40, vs. UNLV (2/20)	18, at Wyoming (2/2)	35, at Colorado (12/5)	16, vs. Fresno State (1/27)
Assists	29, vs. South Dakota Mines (1/4)	5, at Bowling Green (12/1)	23, at Wyoming (2/2)	4, vs. UNLV (2/20)
Steals	15, vs. South Dakota Mines (1/4)	3, Twice Last time: at Wyoming (2/2)	18, at New Mexico (2/23)	2, Twice Last time: vs. Boise State, (3/2)
Blocked Shots	9, Three times Last time: vs. Wyoming (3/6)	0, vs. Air Force (2/16)	8, at San Diego State (2/13)	0, Six times Last time: at Fresno State (2/27)
Turnovers	23, Twice Last time: at UNLV (1/20)	7, vs. Boise State, (3/2)	23, vs. CSU Bakersfield (12/16)	7, at San Diego State (2/13)
Fouls	21, Twice Last time: at Wyoming (2/2)	7, at Boise State (1/30)	25, vs. Air Force (2/16)	5, at Fresno State (2/27)

REESE'S MOUNTAIN WEST MEN'S & WOMEN'S BASKETBALL CHAMPIONSHIPS

MW CHAMPIONSHIPS

Reese's PEANUT BUTTER CUPS

LAS VEGAS

MARCH 10 - 15, 2014

THOMAS & MACK CENTER
LAS VEGAS, NEVADA

LAS Vegas

www.TheMW.com/2014

For tickets, please visit your favorite MW institution's athletic ticket office.

HISTORY AND TRADITION

Postseason Play 66
Conference Championships 67
All-Americans 68
Players in the Pros 69

2004 WNIT

First Round: Moby Arena
CSU 68 vs. Creighton 79

Colorado State earned a spot in the WNIT after amassing a 17-11 record through the regular season. The Rams hosted the Creighton Blue Jays in Moby Arena in first-round play of the WNIT. In an effort to extend her senior season, **Jasai Ferrucho** led the Rams in scoring with 16 points. However, Colorado State fell to Creighton, 79-68. Sophomore Lindsay Thomas made 7-of-8 shots from the field and grabbed eight rebounds.

2003 WNIT
First Round: Moby Arena
CSU 87 vs. Montana State 74
Second Round: Moby Arena
CSU 73 vs. Wyoming 64
Quarterfinals: Moby Arena
CSU 62 vs. Missouri 61
Semifinals: Waco, Texas
CSU 69 vs. Baylor 78

The Rams advanced to the semifinals of the WNIT, winning the first three rounds in Moby Arena behind the senior leadership of **Shannon Strecker**, who was named to the all-tournament team. Strecker averaged 14.0 points and 8.0 rebounds per game during the tournament. Joy Jenkins also averaged in double figures during the tournament, at 13.2, while Ashley Augspurger was right behind her at 13.0.

2002 NCAA TOURNAMENT

First Round: Stanford, Calif.
CSU 69 vs. Tulane 73

For the second time in five NCAA appearances, the Rams played the first round at Stanford. Colorado State almost made the biggest comeback in NCAA first-round history, but fell just short to Tulane, 73-69. The Rams were down by as many as 27 points, but brought the score within three with 16 seconds remaining. Senior Angie Gorton led the way with 16 points and three assists for the Rams, while **Ashley Augspurger** was the other Ram in double figures with 10 points and added a team-high seven rebounds.

2001 NCAA TOURNAMENT

First Round: Storrs, Conn.
CSU 83 vs. Maryland 69

Second Round: Storrs, Conn.
CSU 44 vs. Connecticut 89

After a one-year hiatus from the NCAA tournament, the Rams returned ready to play, defeating Maryland in the first round, 83-69. Heather Haanen set the NCAA first- round record for best three-point percentage after nailing all six of her attempts, while **Jackie Campbell** nailed five of her six three-pointers in the game. The Rams then faced top-seeded Connecticut, playing in one of the toughest facilities in the nation in front of more than 10,000 fans.

2000 WNIT
First Round: Moby Arena
CSU 66 vs. Arizona State 54
Second Round: Moby Arena
CSU 66 vs. Southern Cal 56
Quarterfinals: Moby Arena
CSU 65 vs. Long Beach State 63
Semifinals: Milwaukee, Wis.
CSU 60 vs. Wisconsin 78

In Colorado State's first appearance in the Postseason WNIT, the Rams advanced to the semifinals after hosting the first three rounds of the tournament in Moby Arena. **Angie Gorton** led the Rams in scoring in all four games, averaging 17.0 points per game. Several other Rams stepped up in each game, giving the Green and Gold a lot of balance to keep the opposition on its toes at all times. In the second round against Southern Cal, both Jacque Johnson and Jackie Campbell were 3-of-3 from the three-point line.

1999 NCAA TOURNAMENT

First Round: Moby Arena
CSU 71 vs. Cal St. Northridge 59

Second Round: Moby Arena
CSU 86 vs. SW Missouri St. 70

Sweet 16: Los Angeles, Calif.
CSU 68 vs. UCLA 77

The Rams advanced to the Sweet 16 for the first time, behind the leadership of **Becky Hammon** and Katie Cronin. The pair are both still etched in the NCAA record books, with Cronin tying for the most three-pointers made in a regional game, while Hammon is one of only three individuals to make 16 free throws in a first- or second-round game and the only one to do so twice.

1998 NCAA TOURNAMENT

First Round: West Lafayette, Ind.
CSU 81 vs. Drake 75

Second Round: West Lafayette, Ind.
CSU 63 vs. Purdue 77

The second NCAA appearance for the Rams included a win over Drake in the first round. **Katie Cronin** had a double-double with 22 points and 11 rebounds, while Becky Hammon scored 33 points to lead all scorers. In the second round against Purdue in West Lafayette, Hammon once again led all scorers with 23 points.

1996 NCAA TOURNAMENT

First Round: Stanford, Calif.
CSU 66 vs. Nebraska 62

Second Round: Stanford, Calif.
CSU 63 vs. Stanford 94

In the first-ever appearance for the Rams in the NCAA tournament, they defeated Nebraska in the first round before falling to Stanford (who advanced to the Final Four) in the second round. Katie Cronin, a freshman at the time, led the Rams in scoring against Stanford with 17 points, while **Teresa James** scored 22 to lead the team against the Huskers.

MOUNTAIN WEST CONFERENCE
2001-02 REGULAR-SEASON CHAMPIONS
24-7 Overall, 12-2 MWC

Front Row (L-R): Vanessa Espinoza, Ashley Venekamp, Adrienne Boyd, Jackie Campbell, Jasai Ferrucho, Elizabeth English

Back Row (L-R): Angie Gorton, Msur Tor-Agbidye, Lisa Narkiewicz, Joy Jenkins, Shannon Strecker, Ashley Augspurger, Katie Borton

MOUNTAIN WEST CONFERENCE
2000-01 TOURNAMENT CHAMPIONS
25-7 Overall, 10-4 MWC

Front Row (L-R): Jasai Ferrucho, Angie Gorton, Adrienne Boyd, Lisa Narkiewicz, Joy Jenkins, Erin Schendzielos, Marsha Tate, Shannon Strecker, Jackie Campbell, Stephanie Kindreich, Elizabeth English

Back Row (L-R): Ashley Augspurger, Katie Borton, Heather Haanen, Kate Whiteside, Farah McDill

WESTERN ATHLETIC CONFERENCE
1998-99 MOUNTAIN DIVISION CHAMPIONS
33-3 Overall, 14-0 WAC

Front Row (L-R): Asst. Coach Curt Miller, Asst. Coach Curtis Loyd, Angie Gorton, Katie Cronin, Marsha Tate, Erin Erickson, Shannon Randles, Farah McDill, Kate Whiteside, Asst. Coach Kelly Packard, Trainer Nancy Hardy, Head Coach Tom Collen

Back Row (L-R): Mgr. Stephanie Schmitt, Jennifer Buford, Jacque Johnson, Adrienne Boyd, Heather Haanen, Jill Watkins, Roxanne McCrary, Becky Hammon, Mgr. Kory Howell



WESTERN ATHLETIC CONFERENCE
1997-98 MOUNTAIN DIVISION CHAMPIONS
24-6 Overall, 11-3 WAC

Front Row (L-R): Head Coach Tom Collen, Asst. Coach Jade Huntington, Trainer Nancy Hardy, Jill Watkins, Marsha Tate, Erin Erickson, Shannon Randles, Farah McDill, Asst. Coach Curtis Loyd, Asst. Coach Karen Booker, Asst. Coach Kelly Packard

Back Row (L-R): Becky Hammon, Jacque Johnson, Sara Farmer, Zenarae Pieters, Kim Austin, Roxanne McCrary, Heather Haanen, Katie Cronin, Mgr. Kory Howell

WESTERN ATHLETIC CONFERENCE
1995-96 CO-CHAMPIONS
26-5 Overall, 12-2 WAC

Front Row (L-R): Kim Austin, Mgr. Rochelle Howelle, Katie Cronin, Shannon Randles, Teresa James, Jolene Guthard, Zenarae Pieters

Back Row (L-R): Head Coach Greg Williams, Robin Hamilton, Kamie Siddoway, Brenda Brunner, Becky Hammon, Wendy Wormal, Dee Dee Dominguez, Asst. Coach Kari Gallegos-Doering, Asst. Coach Misty Smith

ASHLEY AUGSPURGER - KODAK HONORABLE MENTION 2003

- Was a four-time Mountain West all-conference team selection and four-time MWC academic all-conference pick.
- Earned the WBCA Post-Graduate Scholarship, one of only two to do so in the country her senior year.
- Ranks in the top 10 in 14 career statistical categories, including scoring, rebounds, steals, blocked shots and three-pointers made.
- Set the single-game field-goal percentage record in Colorado State history by shooting .846 against Holy Cross after going 11-for-13 from the field.
- Was the second straight Kodak All-American honorable mention selection for Colorado State.
- One of only 12 1,000-point career scorers in school history.



KATIE CRONIN - KODAK HONORABLE MENTION 1998 & 1999

- Received Kodak All-American honorable mention in both her junior and senior years.
- Three-time WAC first-team selection, co-MVP of the preseason WNIT in 1999, Colorado Sportswoman of the Year and *Associated Press* All-American honorable mention.
- Started in 125 games during her career, every game played by the Rams in that span.
- Is ranked in the top five in 10 career categories at Colorado State.
- The Rams were 104-21 during her career, including a WAC tournament championship, two regular-season championships, three NCAA tournaments and a WNIT championship.
- Has played professionally in both Germany and Israel as well as for the Colorado Chill.

ANGIE GORTON - KODAK HONORABLE MENTION 2002

- Finished her career ranked fifth in scoring, eighth in rebounding, second in steals, third in blocked shots, free throws made and free-throw percentage, fifth in offensive rebounds and assists, and seventh in field goals made.
- 2001-02 Mountain West Conference Defensive Player of the Year and all-tournament team selection.
- Two-time Mountain West Player of the Week, two-time Mountain West all-conference selection and two-time Mountain West all-academic team selection.
- Played in all but one game during her four-year career at Colorado State.
- Played on the inaugural Colorado Chill, a semi-pro basketball team in Fort Collins.



BECKY HAMMON - CONSENSUS ALL-AMERICAN 1999

- Became the program's first consensus All-American in 1999.
- Was the recipient of the Francis Pomeroy Naismith Award for the best player in the nation under the height of 5-8.
- Is the all-time leading scorer, regardless of gender, in the WAC.
- Three-time WAC Player of the Year, a four-time WAC first-team all-conference selection, the WAC Freshman of the Year, 15-time WAC Player of the Week and the first freshman ever to be named WAC tournament MVP.
- Owns three Colorado State single-game records, nine single-season records and 10 career records.
- Plays for the San Antonio Silver Stars of the WNBA after beginning her career with the New York Liberty.
- Scored 30-or-more points in a game 20 times during her career.



TERESA JAMES-HINZ - KODAK HONORABLE MENTION 1996

- Was the first women's basketball All-American in school history.
- Three-time WAC first-team all-conference selection and three-time WAC all-academic team choice.
- Named to the GTE All-American Academic Team as a sophomore and was a 1996 NCAA Post-graduate Scholarship winner.
- Shares the record with Janie Schieffelin for most career double-doubles with 37 in her four years.
- Graduated as the all-time leading scorer with 1,848 points and still ranks in the top five in four single-game categories, nine single-season categories and 10 career categories.
- Played for Luxembourg in 1997.
- Is coaching high school basketball in Ault, Colo.

Roxanne Manning - Women's Basketball News Service First-Team Defense 1999

- Was named Women's Basketball News Service First-Team Defense All-American during her junior season.
- Transferred to Colorado State and played two seasons for the Rams after playing two years at Arkansas.
- Considered one of the top defensive stoppers in the nation throughout her career.
- Started every game in the 1998-99 season, but struggled with injuries her senior year, playing in only 25 games.
- Her 105 assists during the 1998-99 season ranks in the top 20 on the single-season charts at Colorado State.
- Is currently raising a family and residing in Independence, Mo.

ASHLEY AUGSPURGER
European League: Amicale (LUX) • 2003-07

KIM AUSTIN MBADINGA-NZAMBA
Finn Professional League: Salo Palloilidat Salpa • 1998

KATIE CRONIN
WNBA: Chicago Sky • 2006, NWBL: Colorado Chill • 2003-06
German League: First Division • 2001-02, Israel League: Maccabi Tel Kabir • 2000-01

MELISSA DENNETT
Euro League: BBC Sint-Katelijne-Waver • 2009-Present

JASAI FERRUCHO
NWBL: Colorado Chill • 2004-06

ANGIE GORTON-NELP
NWBL: Colorado Chill • 2003-04
Swedish League: Stockholm • 2002-03



BECKY HAMMON
WNBA: New York Liberty • 1999-06
San Antonio Silver Stars • 2007-Pres.
NWBL: Colorado Chill • 2003-06

TERESA JAMES-HINZ
NWBL: Colorado Chill • 2003-06
European League: Luxembourg • 1997

KIM MESTDAGH
Belgian Division I League: Castor Braine • 2013-Present
Spanish LFB League: Caja Rural • 2013

BRITNEY MINOR
Euro League: Stockholm • 2009

SHANNON RANDLES
Portuguese League: Olivais • 2002-03

CARINE REIMINK
Australian League: Gold Caost • 2011-12

DEVRAN TANACAN
Fenerbahce Sport Club, Euro League: Istanbul • 2009-Present

MSUR TOR-AGBIDYE
Netherlands League: BC Nokia • 2005-06

AMAKA UZOMAH
Barcelos Sport Club, Portugal Liga 1: Barcelos • 2009-10

NATALIE VAN DEN ADEL
Netherlands League: Katwijk • 2012-Pres.

2013-14 Freshmen
Stine Austgulen, Ellen Nystrom, Elin Gustavsson, Gabby Frykbo



RAMS RECORD BOOK

Career Records 71
Single-Season Records 72-73
Single-Game Records 74-75
Miscellaneous Records 76
Award Winners 77-78
All-Time Roster 79
All-Time Coaching Records 80
Year-by-Year Results 81-85

POINTS

1.	2740	Becky Hammon	1995-99
2.	1881	Katie Cronin	1995-99
3.	1848	Teresa James	1992-96
4.	1676	Kim Mestdagh	2008-12
5.	1596	Jodi Robers	1985-89
6.	1477	Ashley Augspurger	1999-03
7.	1397	Angie Gorton	1998-02
8.	1394	Heather Haanen	1997-01
9.	1356	Janie Schieffelin	1978-82
10.	1335	Karen Hosek-Kreuzer	1981-85

POINTS PER GAME (45 GAMES)

1.	21.92	Becky Hammon (2740/125)	1995-99
2.	16.21	Teresa James (1848/114)	1992-96
3.	15.84	Dametra Johnson (871/55)	1988-90
4.	15.22	Kathy Lightfoot (959/63)	1980-82
5.	15.05	Katie Cronin (1881/125)	1995-99
6.	14.25	Jodi Robers (1596/112)	1985-89
7.	13.85	Kim Mestdagh (1676/121)	2008-12
8.	**13.03**	**Sam Martin (782/60)**	**2010-Pres**
9.	12.71	Karen Hosek (1335/105)	1981-85
10.	12.70	Debbie Carson (686/54)	1991-93

FIELD GOALS MADE

1.	918	Becky Hammon (1894)	1995-99
2.	705	Teresa James (1617)	1992-96
3.	677	Katie Cronin (1470)	1995-99
4.	621	Jodi Robers (1147)	1985-89
5.	569	Kim Mestdagh (1374)	2008-12
6.	543	Janie Schieffelin (1245)	1978-82
7.	523	Jane Lange (1206)	1979-83
8.	496	Ashley Augspurger (1160)	1999-03
9.	492	Lindsay Thomas (972)	2002-06
	492	Angie Gorton (994)	1998-02

FIELD-GOAL ATTEMPTS

1.	1894	Becky Hammon (918)	1995-99
2.	1617	Teresa James (705)	1992-96
3.	1470	Katie Cronin (677)	1995-99
4.	1374	Kim Mestdagh (569)	2008-12
5.	1246	Sara Hunter (421)	2004-08
6.	1245	Janie Schieffelin (543)	1978-82
7.	1206	Jane Lange (523)	1979-83
8.	1160	Ashley Augspurger(496)	1999-03
9.	1147	Jodi Robers (621)	1985-89
10.	1124	Karen Hosek-Kreuzer (483)	1981-85

FIELD-GOAL % (300 ATTEMPTS)

1.	.564	Shannon Strecker(380-674)	1999-03
2.	**.541**	**Sam Martin (305-564)**	**2010-Pres**
	.541	Jodi Robers (621-1147)	1985-89
4.	.522	Melissa Dennett (459-880)	2002-06
5.	.521	Elaine Psenicka (271-520)	1980-84
6.	.511	Sherri McClary (161-315)	1978-81
7.	.509	Lindsay Thomas (487-957)	2002-06
8.	.508	Kathy Lightfoot (416-819)	1980-82
9.	.507	Lisa Narkiewicz (249-491)	1999-02
10.	.496	Sherry Neely (406-818)	1981-85

FREE THROWS MADE

1.	539	Becky Hammon (641)	1995-99
2.	405	Teresa James (553)	1992-96
3.	382	Angie Gorton (468)	1998-02
4.	369	Karen Hosek-Kreuzer (512)	1981-85
5.	351	Jodi Robers (415)	1985-89
6.	344	Katie Cronin (449)	1995-99
7.	313	Ashley Augspurger (423)	1999-03
8.	299	Heather Haanen (443)	1997-01
9.	270	Janie Schieffelin (403)	1978-82
10.	267	Melissa Dennett (390)	2002-06

FREE THROWS ATTEMPTED

1.	641	Becky Hammon (539)	1995-99
2.	553	Teresa James (405)	1992-96
3.	512	Karen Hosek-Kreuzer (369)	1981-85
4.	468	Angie Gorton (382)	1998-02
5.	449	Katie Cronin (344)	1995-99
6.	443	Heather Haanen (299)	1997-01
7.	423	Ashley Augspurger(313)	1999-03
8.	415	Jodi Robers (351)	1985-89
9.	403	Janie Schieffelin (270)	1978-82
10.	396	Melissa Dennett (270)	2002-06

FREE-THROW % (MIN. 100 ATTEMPTS)

1.	**.860**	**Sam Martin (148-172)**	**2010-Pres**
2.	.846	Jodi Robers (351-415)	1985-89
3.	.841	Becky Hammon (539-641)	1995-99
4.	.822	Sara Hunter (120-146)	2004-08
5.	.816	Angie Gorton (382-468)	1998-02
6.	.813	Kim Mestdagh (248-305)	2008-12
7.	.807	Molly Nohr (113-140)	2003-07
8.	.802	V. Espinoza (203-253)	2001-06
9.	.791	Joy Jenkins (121-153)	2000-04
10.	.788	Elizabeth English (141-179)	1999-03

THREE-POINT FIELD GOALS MADE

1.	365	Becky Hammon (888)	1995-99
2.	290	Kim Mestdagh (823)	2008-12
3.	238	Sara Hunter (630)	2004-08
4.	183	Katie Cronin (510)	1995-99
5.	177	Jacque Johnson (508)	1996-00
6.	173	Heather Haanen (511)	1997-01
7.	172	Ashley Augspurger(491)	1999-03
8.	138	Vanessa Espinoza (333)	2001-06
9.	133	Bonnie Barbee (445)	2007-11
10.	128	Elizabeth English (327)	1999-03

THREE-POINT FIELD GOAL ATTEMPTS

1.	888	Becky Hammon (365)	1995-99
2.	823	Kim Mestdagh (290)	2008-12
3.	630	Sara Hunter (238)	2004-08
4.	511	Heather Haanen (173)	1997-01
5.	510	Katie Cronin (183)	1995-99
6.	508	Jacque Johnson (177)	1996-00
7.	491	Ashley Augspurger(172)	1999-03
8.	445	Bonnie Barbee (133)	2007-11
9.	372	Katie Borton (124)	1999-03
10.	333	V. Espinoza (138)	2001-06

THREE-POINT FIELD GOAL % (75 ATTEMPTS)

1.	.415	Brenda Brunner (59-142)	1993-96
2.	.414	V. Espinoza (138-333)	2001-06
3.	.411	Becky Hammon (365-888)	1995-99
4.	.391	Elizabeth English (128-327)	1999-03
5.	.388	Jackie Campbell (120-309)	1999-03
6.	**.382**	**Hayley Thompson (34-89)**	**2010-Pres**
7.	.378	Sara Hunter (238-630)	2004-08
8.	.377	Molly Nohr (40/106)	2003-07
9.	.375	Sarah Eckhoff (30-80)	1991-93
10.	.371	Shauna Stone (65-175)	1987-91

REBOUNDS

1.	1027	Janie Schieffelin	1978-82
2.	936	Teresa James	1992-96
3.	857	Katie Cronin	1995-99
4.	797	Sherry Neely	1981-85
5.	792	Jennifer Halbach	1984-88
6.	750	Jane Lange	1979-83
7.	732	Lindsay Thomas	2002-06
8.	672	Melissa Dennett	2002-06
9.	640	Karen Hosek-Kreuzer	1981-85
10.	629	Angie Gorton	1998-02

REBOUNDS PER GAME

1.	9.09	Janie Schieffelin (1027/113)	1978-82
2.	8.21	Teresa James (936/114)	1992-96
3.	7.43	Jane Lange (750/101)	1979-83
4.	7.40	Amaka Uzomah (387/52)	2007-09
5.	7.18	Sherry Neely (797/111)	1981-85
6.	7.07	Jennifer Halbach (792/112)	1984-88
7.	7.05	Cindy Wittebort (515/73)	1974-78
8.	7.00	Melissa Dennett (672/96)	2002-06
9.	6.86	Katie Cronin (857/125)	1995-99
10.	6.62	Dametra Johnson (364/55)	1988-90

OFFENSIVE REBOUNDS

1.	265	Lindsay Thomas (732)	2002-06
	265	Teresa James (936)	1992-96
3.	254	Zenarae Pieters (601)	1994-98
4.	249	Melissa Dennett (672)	2002-06
5.	224	Shannon Randles (588)	1995-99
6.	220	Katie Cronin (857)	1995-99
7.	213	Shannon Strecker (624)	1999-03
8.	212	Angie Gorton (629)	1998-02
9.	196	Marilyn Moulton (503)	2003-07
10.	192	Keleigh Logan (444)	1989-93

ASSISTS

1.	538	Becky Hammon	1995-99
2.	523	Dee Dee Dominguez	1992-96
3.	455	Deb Spickler	1978-82
4.	357	Mary Jo Berenato	1982-83, 84-86
5.	356	Angie Gorton	1998-02
7.	350	Vanessa Espinoza	2001-06
6.	347	Jasai Ferrucho	2000-04
8.	305	Jodi Robers	1985-89
9.	301	Kim Mestdagh	2008-12
10.	299	Katie Cronin	1995-99

BLOCKED SHOTS

1.	164	Teresa James	1992-96
2.	109	Shannon Strecker	1999-03
3.	107	Melissa Dennett	2002-06
4.	88	Meghan Heimstra	2008-12
5.	83	Lindsay Thomas	2002-06
6.	70	Marilyn Moulton	2003-07
7.	68	Angie Gorton	1998-02
8.	66	Ashley Augspurger	1999-03
	66	Shannon Randles	1995-99
	66	Janie Schieffelin	1978-82

STEALS

1.	315	Becky Hammon	1995-99
2.	261	Angie Gorton	1998-02
3.	233	Kim Mestdagh	2008-12
4.	232	Katie Cronin	1995-99
5.	230	Karen Hosek-Kreuzer	1981-85
6.	206	Mary Jo Berenato	1982-83, 84-86
7.	169	Jennifer Halbach	1984-88
8.	168	Dee Dee Dominguez	1992-96
9.	164	Vanessa Espinoza	2001-06
10.	163	Kathy Lightfoot	1980-82

Becky Hammon (1995-99) owns 10 career records at Colorado State including most career points.

POINTS

1.	824	Becky Hammon	1998-99
2.	704	Becky Hammon	1997-98
3.	618	Becky Hammon	1996-97
4.	594	Becky Hammon	1995-96
5.	586	Kathy Lightfoot	1981-82
6.	581	Teresa James	1993-94
7.	545	Katie Cronin	1997-98
8.	540	Dametra Johnson	1989-90
9.	535	Jodi Robers	1988-89
10.	532	Katie Cronin	1998-99

POINTS PER GAME

1.	23.47	Becky Hammon (704/30)	1997-98
2.	22.89	Becky Hammon (824/36)	1998-99
3.	22.07	Becky Hammon (618/28)	1996-97
4.	20.03	Teresa James (581/29)	1993-94
5.	19.29	Dametra Johnson (540/28)	1989-90
6.	19.16	Becky Hammon (594/31)	1995-96
7.	19.11	Jodi Robers (535/28)	1988-89
8.	18.31	Kathy Lightfoot (586/32)	1981-82
9.	18.19	Karen Hosek (473/26)	1983-84
10.	18.17	Katie Cronin (545/30)	1997-98

FIELD GOALS MADE

1.	261	Becky Hammon (526)	1998-99
2.	254	Kathy Lightfoot (484)	1981-82
3.	238	Becky Hammon (468)	1997-98
4.	219	Becky Hammon (476)	1996-97
	219	Teresa James (488)	1993-94
6.	216	Dametra Johnson (472)	1989-90
7.	211	Jodi Robers (345)	1988-89
8.	200	Becky Hammon (424)	1995-96
9.	195	Jane Lange (373)	1980-81
10.	194	Teresa James (442)	1995-96

Field Goal Attempts

1.	526	Becky Hammon (261)	1998-99
2.	488	Teresa James (219)	1993-94
3.	484	Kathy Lightfoot (254)	1981-82
4.	476	Becky Hammon (219)	1996-97
5.	472	Dametra Johnson (216)	1989-90
6.	468	Becky Hammon (238)	1997-98
7.	442	Teresa James (194)	1995-96
8.	424	Becky Hammon (200)	1995-96
9.	413	Teresa James (177)	1994-95
10.	402	Jane Lange (155)	1982-83

FIELD GOAL % (MIN. 100 MAKES)

1.	.608	Shannon Strecker(149-245)	2002-03
2.	.594	Sherry Neely (133-224)	1983-84
3.	.589	Jodi Robers (211-358)	1988-89
4.	**.549**	**Sam Martin (157-286)**	**2010-11**
5.	.542	Jodi Robers (187-345)	1987-88
6.	.541	Melissa Dennett (152-281)	2004-05
7.	.535	Lindsay Thomas (154-288)	2004-05
8.	.535	Jodi Robers (114-213)	1986-87
9.	**.532**	**Sam Martin (148-278)**	**2011-12**
10.	.528	Elaine Psenicka (103-195)	1982-83

FREE THROWS MADE

1.	188	Becky Hammon (218)	1998-99
2.	148	Becky Hammon (167)	1997-98
3.	137	Teresa James (180)	1993-94
4.	125	Karen Hosek (166)	1983-84
5.	120	Angie Gorton (140)	2001-02
6.	113	Katie Cronin (150)	1997-98
7.	112	Jodi Robers (123)	1988-89
8.	108	Katie Cronin (156)	1998-99
9.	107	Dametra Johnson (153)	1989-90
10.	106	Becky Hammon (131)	1995-96

FREE THROWS ATTEMPTED

1.	218	Becky Hammon (188)	1998-99
2.	180	Teresa James (137)	1993-94
3.	167	Becky Hammon (148)	1997-98
4.	166	Karen Hosek (125)	1983-84
5.	158	Heather Haanen (103)	1999-00
6.	153	Dametra Johnson (107)	1989-90
7.	150	Katie Cronin (113)	1997-98
8.	144	Britney Minor (102)	2008-09
9.	142	Melissa Dennett (102)	2004-05
10.	140	Angie Gorton (120)	2001-02
	140	Teresa James (101)	1995-96

As a senior in 2006-07, Marilyn Moulton became the first CSU player in history to record 100 offensive rebounds.

FREE-THROW % (MIN. 50 MAKES)

1.	.911	Jodi Robers (112-123)	1988-89
2.	**.901**	**Sam Martin (82-91)**	**2011-12**
3.	.886	Becky Hammon (148-167)	1997-98
4.	.876	Kim Mestdagh (92-105)	2010-11
5.	.875	Angie Gorton (105-120)	2000-01
6.	.871	Molly Nohr (54-62)	2005-06
7.	.864	Jodi Robers (102-118)	1986-87
8.	.862	Becky Hammon (188-218)	1998-99
9.	.857	Angie Gorton (120-140)	2001-02
10.	.856	Jodi Robers (95-111)	1987-88

THREE-POINT FIELD GOALS MADE

1.	114	Becky Hammon (274)	1998-99
2.	89	Kim Mestdagh (240)	2009-10
3.	88	Becky Hammon (206)	1995-96
4.	83	Becky Hammon (209)	1996-97
5.	81	Kim Mestdagh (213)	2010-11
6.	80	Becky Hammon (199)	1997-98
7.	71	Sara Hunter (183)	2007-08
8.	69	Kim Mestdagh (211)	2011-12
9.	67	Jacque Johnson (187)	1999-00
10.	65	Kandy Beemer (191)	2008-09

Three-Point Field Goal Attempts

1.	274	Becky Hammon (114)	1998-99
2.	240	Kim Mestdagh (89)	2009-10
3.	213	Kim Mestdagh (81)	2010-11
4.	211	Kim Mestdagh (69)	2011-12
5.	209	Becky Hammon (83)	1996-97
6.	206	Becky Hammon (88)	1995-96
7.	199	Becky Hammon (80)	1997-98
8.	191	Kandy Beemer (65)	2008-09
9.	187	Jacque Johnson (67)	1999-00
10.	183	Sara Hunter (71)	2007-08

THREE-POINT FIELD GOAL % (50 ATTEMPTS)

1.	.455	Vanessa Espinoza (51-112)	2003-04
2.	.444	Vanessa Espinoza (40-90)	2005-06
3.	**.440**	**Hayley Thompson (22-50)**	**2010-11**
	.440	Elizabeth English (44-100)	1999-00
5.	.433	Shauna Stone (29-67)	1988-89
6.	.427	Becky Hammon (88-206)	1995-96
	.422	Brenda Brunner (27-64)	1993-94
8.	.416	Becky Hammon (114-274)	1998-99
9.	.415	Jackie Campbell (34-82)	2000-01
10.	.409	Ashley Augspurger(54-132)	2000-01

REBOUNDS

1.	278	Teresa James	1993-94
2.	273	Janie Schieffelin	1979-80
3.	272	Jane Lange	1982-83
4.	264	Janie Schieffelin	1978-79
5.	259	Katie Cronin	1998-99
6.	252	Jennifer Halbach	1986-87
7.	251	Melissa Dennett	2005-06
8.	249	Teresa James	1995-96
9.	248	Shannon Randles	1996-97
	248	Janie Schieffelin	1980-81

REBOUNDS PER GAME

1.	10.92	Janie Schieffelin (273/25)	1979-80
2.	10.15	Janie Schieffelin (264/26)	1978-79
3.	10.07	Jane Lange (272/27)	1982-83
4.	9.59	Teresa James (278/29)	1993-94
5.	9.19	Shannon Randles (248/27)	1996-97
6.	9.18	Cindy Wittebort (156/17)	1974-75
7.	9.00	Jennifer Halbach (252/28)	1986-87
8.	8.66	Melissa Dennett(251/29)	2005-06
9.	8.52	Diane Saba (179/21)	1983-84
10.	8.44	Sherry Neely (228/27)	1983-84

OFFENSIVE REBOUNDS

1.	101	Marilyn Moulton	2006-07
2.	92	Melissa Dennett	2005-06
	92	Shannon Randles	1996-97
4.	87	Teresa James	1993-94
5.	84	Lindsay Thomas	2003-04
6.	82	Lindsay Thomas	2004-05
7.	81	Amaka Uzomah	2008-09
8.	79	Melissa Dennett	2004-05
9.	78	Amaka Uzomah	2007-08
10.	75	Meghan Heimstra	2009-10

ASSISTS

1.	174	Becky Hammon	1998-99
2.	161	Becky Hammon	1997-98
3.	158	Jasai Ferrucho	2003-04
4.	151	Deb Spickler	1981-82
5.	143	Dee Dee Dominguez	1994-95
6.	136	Dee Dee Dominguez	1992-93
7.	132	Dee Dee Dominguez	1995-96
8.	126	Mary Jo Berenato	1985-86
9.	125	Angie Gorton	1999-00
10.	123	Debbie Carson	1992-93
	123	Deb Spickler	1979-80

BLOCKED SHOTS

1.	55	Meghan Heimstra	2012-13
2.	48	Teresa James	1992-93
3.	47	Teresa James	1993-94
4.	**41**	**Sam Martin**	**2012-13**
	41	Meghan Heimstra	2009-10
6.	39	Shannon Strecker	2002-03
7.	38	Melissa Dennett	2005-06
	38	Lindsay Thomas	2004-05
9.	36	Marilyn Moulton	2006-07
	36	Melissa Dennett	2003-04

STEALS

1.	103	Kathy Lightfoot	1981-82
2.	98	Becky Hammon	1998-99
	98	Becky Hammon	1997-98
4.	97	Angie Gorton	1999-00
5.	89	Cynthia Salery	1989-90
6.	77	Kim Mestdagh	2011-12
7.	73	Mary Jo Berenato	1984-85
8.	72	Becky Hammon	1995-96
9.	70	Angie Gorton	2000-01
10.	68	Mary Jo Berenato	1982-83

POINTS

1.	2852	1998-99
2.	2511	1981-82
3.	2426	1997-98
4.	2355	1999-00
5.	2341	1980-81
6.	2294	2000-01
7.	2262	2002-03
8.	2248	1995-96
9.	2207	2001-02
10.	2078	1996-97

POINTS PER GAME

1.	80.87 (2426/30)	1997-98
2.	79.22 (2852/36)	1998-99
3.	78.68 (1967/25)	1979-80
4.	78.47 (2511/32)	1981-82
5.	75.00 (2341/31)	1980-81
6.	74.21 (2078/28)	1996-97
7.	72.52 (2248/31)	1995-96
8.	71.69 (2294/32)	2000-01
9.	71.36 (2355/33)	1999-00
10.	71.19 (2207/31)	2001-02

SCORING DEFENSE

1.	49.06 (834/17)	1974-75
2.	59.35 (1009/17)	1975-76
3.	59.46 (1784/30)	2012-13
4.	60.10 (1803/30)	2011-12
5.	60.32 (1870/31)	2001-02
6.	60.48 (1754/29)	2003-04
7.	60.50 (1648/28)	2004-05
8.	61.12 (2078/34)	2002-03
9.	62.39 (2246/36)	1998-99
10.	63.12 (2083/33)	1999-00

FIELD GOALS MADE

1.	1015 (2262)	1981-82
2.	985 (2142)	1998-99
3.	939 (1996)	1980-81
4.	856 (1867)	1997-98
5.	828 (1915)	1995-96
6.	817 (1880)	2002-03
	817 (1885)	1999-00
8.	816 (1947)	1979-80
9.	776 (1801)	2000-01
10.	765 (1791)	1996-97

FIELD-GOAL ATTEMPTS

1.	2262 (1015)	1981-82
2.	2142 (985)	1998-99
3.	1996 (939)	1980-81
4.	1947 (816)	1979-80
5.	1915 (828)	1995-96
6.	1887 (762)	1982-83
7.	1885 (817)	1999-00
8.	1880 (817)	2002-03
9.	1867 (856)	1997-98
10.	1836 (655)	2008-09

Vanessa Espinoza (44.4 percent) and the 2005-06 team set a school record for three-point percentage.

FIELD-GOAL PERCENTAGE

1.	.470 (939/1996)	1980-81
2.	.460 (985/2142)	1998-99
3.	.458 (856/1867)	1997-98
4.	.455 (652/1433)	1986-87
5.	.451 (696/1544)	1988-89
6.	.449 (1015/2262)	1981-82
7.	.447 (666/1491)	1987-88
8.	.441 (705/1599)	2003-04
9.	.436 (683/1568)	1983-84
10.	.435 (817/1880)	2002-03

FIELD-GOAL % DEFENSE

1.	.303 (344-1136)	1974-75
2.	.324 (409-1263)	1975-76
3.	.363 (659-1817)	2012-13
4.	.370 (673-1820)	1996-97
5.	.380 (632-1661)	2011-12
6.	.383 (631-1648)	2004-05
	.383 (721-1881)	2000-01
8.	.387 (686-1771)	2001-02
	.387 (739-1908)	1999-00
10.	.392 (706/1800)	2008-09

FREE THROWS MADE

1.	593 (834)	1998-99
2.	510 (706)	2001-02
3.	509 (680)	2000-01
4.	491 (694)	1997-97
5.	482 (707)	1999-00
6.	481 (724)	1981-82
7.	463 (683)	1980-81
8.	450 (639)	2002-03
9.	424 (640)	1992-93
10.	423 (611)	1995-96

FREE-THROW ATTEMPTS

1.	834 (593)	1998-99
2.	724 (481)	1981-82
3.	707 (482)	1999-00
4.	706 (510)	2001-02
5.	694 (491)	1997-97
6.	683 (463)	1980-81
7.	680 (509)	2000-01
8.	640 (424)	1992-93
9.	639 (450)	2002-03
10.	611 (423)	1995-96

FREE-THROW PERCENTAGE

1.	.765 (371-488)	2005-06
2.	.760 (399-535)	1988-89
3.	.749 (509-680)	2000-01
4.	.748 (342-457)	2012-13
5.	.747 (419-561)	1993-94
6.	.746 (341-457)	2011-12
7.	.742 (343-462)	2010-11
8.	.728 (386-530)	1986-87
9.	.722 (510-706)	2001-02
10.	.712 (369-518)	1987-88

THREE-POINT FIELD GOALS MADE

1.	289 (793)	1998-99
2.	239 (697)	1999-00
3.	233 (660)	2000-01
4.	223 (619)	1997-98
5.	213 (621)	2001-02
6.	183 (581)	2009-10
7.	181 (497)	1996-97
8.	178 (568)	2002-03
9.	177 (545)	2008-09
10.	169 (443)	1995-96

THREE-POINT FIELD GOALS ATTEMPTED

1.	793 (289)	1998-99
2.	697 (239)	1999-00
3.	660 (233)	2000-01
4.	621 (213)	2001-02
5.	619 (223)	1997-98
6.	581 (183)	2009-10
7.	568 (178)	2002-03
8.	552 (166)	2012-13
9.	545 (177)	2008-09
10.	497 (181)	1996-97

Meghan Heimstra led the Rams with 55 blocks setting a single-season team blocks with 140 in 2012-13.

THREE-POINT FIELD GOAL %

1.	.388 (133-348)	2005-06
2.	.381 (169-443)	1995-96
3.	.364 (289-793)	1998-99
	.364 (181-497)	1996-97
5.	.363 (146-402)	2003-04
6.	.360 (223-619)	1997-98
7.	.359 (66-184)	1988-89
8.	.346 (160-463)	2007-08
9.	.343 (213-621)	2001-02
	.343 (239-697)	2000-01

THREE-POINT FIELD GOAL % DEFENSE

1.	.261 (108-414)	1996-97
2.	.284 (154-543)	1997-98
3.	.300 (160-533)	2004-05
3.	.300 (150-500)	1998-99
5.	.302 (141-467)	1995-96
6.	.305 (76-249)	1992-93
7.	.306 (148-484)	1999-00
8.	.308 (157-510)	2000-01
9.	.313 (95-304)	1994-95
10.	.315 (141-447)	2001-02

REBOUNDS

1.	1346	1998-99
2.	1295	1980-81
3.	1259	2008-09
4.	1244	1996-97
5.	1241	1995-96
6.	1227	2007-08
7.	1225	1999-00
8.	1221	1979-80
9.	1206	2000-01
10.	1194	1997-98

REBOUNDS PER GAME

1.	55.7 (1059/19)	1976-77
2.	54.0 (918/17)	1974-75
3.	51.4 (874/17)	1975-76
4.	48.8 (1221/25)	1979-80
5.	44.4 (1244/28)	1996-97
6.	43.8 (1139/26)	1978-79
7.	43.6 (829/19)	1977-78
8.	43.5 (1174/27)	1992-93
9.	42.2 (1139/27)	1990-91
10.	42.0 (1133/27)	1994-95

REBOUND DEFENSE

1.	30.6 (858/28)	1987-88
2.	32.0 (897/28)	1986-87
3.	32.2 (901/28)	1988-89
4.	33.7 (1011/30)	2011-12
5.	34.2 (1027/30)	2010-11
6.	34.3 (994/29)	2003-04
7.	34.8 (974/28)	2004-05
8.	35.0 (1190/34)	2002-03
9.	36.4 (1128/31)	2001-02
	36.4 (1309/36)	1998-99

OFFENSIVE REBOUNDS

1.	439 (1346)	1998-99
2.	438 (1259)	2008-09
3.	435 (1227)	2007-08
4.	392 (1137)	2009-10
5.	390 (1225)	1999-00
6.	387 (1174)	1992-93
7.	376 (1139)	2004-05
8.	374 (1206)	2000-01
9.	362 (1077)	1991-92
10.	359 (1075)	2006-07
	359 (1144)	2002-03

ASSISTS

1.	558	1998-99
2.	535	1997-98
3.	529	2002-03
4.	492	1995-96
5.	471	1999-00
6.	454	2010-11
7.	441	2001-02
	441	2000-01
	441	1993-94
10.	440	1987-88

BLOCKED SHOTS

1.	140	2012-13
2.	111	2011-12
	111	1999-00
4.	109	2004-05
5.	107	2000-01
6.	105	2005-06
7.	101	1992-93
8.	96	1996-97
9.	95	2003-04
10.	94	2001-02

STEALS

1.	389	1981-82
2.	386	1998-99
3.	354	1999-00
4.	351	1997-98
5.	330	1995-96
6.	329	1982-83
7.	301	1984-85
8.	296	2002-03
9.	291	1989-90
	291	1980-81

POINTS

1.	45	Kathy Lightfoot vs. Southern Colorado	Jan. 5, 1982
2.	42	Becky Hammon at UNLV	Feb. 25, 1999
	42	Becky Hammon vs. San Jose State	Feb. 20, 1997
4.	41	Sara Hunter vs. San Francisco (3OT)	Nov. 13, 2007
5.	40	Teresa James vs. BYU (2OT)	Feb. 12, 1994

FIELD GOALS MADE

1.	21	Kathy Lightfoot vs. Southern Colorado (26)	Jan. 5, 1982
2.	17	Jane Lange at Utah State (23)	Feb. 21, 1983
3.	15	Becky Hammon at Hawai'i (23)	Feb. 15, 1997
4.	14	Sara Hunter vs. San Francisco (35)	Nov. 13, 2007
	14	Melissa Dennett at UNLV (17)	Jan. 22, 2004
	14	Becky Hammon at BYU (20)	Feb. 12, 1998
	14	Becky Hammon vs. San Jose State (27)	Feb. 20, 1997
	14	Dametra Johnson vs. BYU (20)	Feb. 23, 1990
	14	Jodi Robers at Creighton (22)	Feb. 18, 1989
	14	Jodi Robers at Regis (21)	Dec. 17, 1988
	14	Kathy Lightfoot at Arizona State (20)	Dec. 4, 1981
	14	Kathy Lightfoot at California (22)	Nov. 21, 1981
	14	Karen Bonney vs. Wichita State (24)	Jan. 4, 1979

FIELD-GOAL ATTEMPTS

1.	35	Sara Hunter vs. San Francisco (3OT) (14)	Nov. 13, 2007
2.	30	Karen Bonney vs. Phillips (11)	Jan. 5, 1979
3.	28	Shannon Monahan at Portland (OT) (8)	Jan. 8, 1990
4.	27	Becky Hammon vs. San Jose State (14)	Feb. 20, 1997
	27	Dametra Johnson at Metro State (13)	Dec. 16, 1989

FIELD-GOAL % (MINIMUM 10 ATTEMPTS)

1.	1.000	Lindsay Thomas vs. Tennessee-Martin (11-11)	Dec. 21, 2004
2.	.900	Melissa Dennett vs. Wyoming (9-10)	Jan. 28, 2005
3.	**.867**	**Sam Martin vs. South Dakota Mines (13-15)**	**Jan. 4, 2013**
4.	.846	Ashley Augspurger at Holy Cross (11-13)	Jan. 9, 2003
	.846	Jodi Robers vs. Eastern Illinois (N) (11-13)	Dec. 12, 1987

FREE THROWS MADE

1.	17	Dametra Johnson vs. New Mexico State (20)	Feb. 4, 1989
2.	16	Becky Hammon vs. Southwest Missouri State (NCAA) (17)	Mar. 14, 1999
	16	Becky Hammon vs. Cal State Northridge (NCAA) (20)	Mar. 12, 1999
	16	Becky Hammon vs. New Mexico (17)	Feb. 8, 1998
5.	14	Dametra Johnson vs. Boise State (17)	Dec. 18, 1989
	14	Jodi Robers vs. Southern Utah (15)	Jan. 20, 1989

FREE-THROW ATTEMPTS

1.	20	Becky Hammon vs. Cal State Northridge (NCAA) (16)	Mar. 12, 1999
	20	Dametra Johnson vs. New Mexico State (17)	Feb. 4, 1989
3.	17	Becky Hammon vs. Southwest Missouri State (NCAA) (16)	Mar. 14, 1999
	17	Becky Hammon vs. New Mexico (16)	Feb. 8, 1998
	17	Dametra Johnson vs. Boise State (17)	Dec. 18, 1989

FREE-THROW % (MINIMUM 10 ATTEMPTS)

1.	1.000	Britney Minor vs New Mexico State (10-10)	Dec. 29, 2007
	1.000	Becky Hammon vs. San Jose State (11-11)	Feb. 21, 1998
	1.000	Becky Hammon at San Jose State (10-10)	Jan. 22, 1998
	1.000	Becky Hammon vs. Fresno State (10-10)	Feb. 3, 1996
	1.000	Holli Omori vs. Southern Utah (12-12)	Jan. 20, 1989
	1.000	Karen Hosek vs. Hawai'i (10-10)	Feb. 6, 1984
	1.000	Sherry Neely at Colorado (10-10)	Dec. 7, 1983

THREE-POINT FIELD GOALS MADE (SINCE 1988)

1.	8	Kim Mestdagh at North Dakota (14)	Nov. 21, 2010
	8	Sara Hunter vs. San Francisco (3OT) (20)	Nov. 13, 2007
	8	Becky Hammon vs. San Jose State (17)	Feb. 20, 1997
	8	Becky Hammon vs. Idaho State (15)	Jan. 5, 1996
5.	7	Kim Mestdagh vs. Tulsa (9)	Nov. 17, 2011
	7	Kim Mestdagh at Winthrop (14)	Dec. 30, 2010
	7	Kim Mestdagh vs. Delaware (12)	Nov. 28, 2009
	7	Kandy Beemer at UNLV (11)	Jan. 14, 2009
	7	Sara Hunter vs. Utah (16)	March 5, 2008
	7	Sara Hunter vs. UNLV (13)	Feb. 9, 2008
	7	Kandy Beemer at Portland (10)	Dec. 21, 2007
	7	Sara Hunter vs. BYU (9)	Mar. 2, 2006
	7	Sara Hunter vs. BYU (10)	Mar. 9, 2005
	7	Becky Hammon at Air Force (14)	Feb. 27, 1999
	7	Becky Hammon at UNLV (15)	Feb. 25, 1999
	7	Kris Osterberg vs. UTEP (12)	Mar. 2, 1991

THREE-POINT FIELD GOALS ATTEMPTED (SINCE 1988)

1.	20	Sara Hunter vs. Utah (7)	Mar. 5, 2008
2.	17	Kim Mestdagh vs. UNLV (OT) (5)	Jan. 20, 2010
	17	Becky Hammon vs. San Jose State (8)	Feb. 20, 1997
3.	16	Sara Hunter vs. San Francisco (8)	Nov. 13, 2007
4.	15	Becky Hammon at UNLV (7)	Feb. 25, 1999
	15	Becky Hammon vs. Idaho State (8)	Jan. 5, 1996

As a senior in 2007-08, Sara Hunter set the school record for three-point attempts in a game and tied Becky Hammon for most three-point makes in a contest. Hunter also became just the fifth player in school history to score more than 40 points in a contest in the same game, a triple-overtime game against the University of San Francisco.

THREE-POINT FIELD GOAL % (MINIMUM 6 ATTEMPTS)

1.	1.000	Heather Haanen vs. Maryland (N) (NCAA) (6-6)	Mar. 17, 2001
2.	.857	Jacque Johnson vs. Valparaiso (6-7)	Nov. 13, 1998
	.857	Becky Hammon at BYU (6-7)	Feb. 12, 1998
	.857	Rhonda Bainum vs. BYU (6-7)	Feb. 9, 1995
	.857	Shauna Stone vs. BYU (OT) (6-7)	Jan. 25, 1991

REBOUNDS

1.	22	Jane Lange vs. Washington State (N)	Nov. 26, 1982
	22	Janie Schieffelin vs. Denver	Jan. 4, 1980
3.	21	Jennifer Halbach vs. Sam Houston State (N)	Nov. 29, 1986
4.	20	Jennifer Halbach at Texas-San Antonio	Jan. 20, 1988
	20	Jennifer Halbach at BYU	Feb. 12, 1987
	20	Janie Schieffelin at Wichita State	Jan. 4, 1979

OFFENSIVE REBOUNDS

1.	11	Teresa James at Pepperdine	Dec. 18, 1993
2.	10	Keleigh Logan vs. Baylor	Dec. 12, 1992
3.	9	Shannon Randles vs. Wyoming	Feb. 6, 1997
4.	8	Chatilla van Grinsven vs. Texas A&M C.C.	Nov. 28, 2010
	8	Marilyn Moulton vs. Oklahoma Panhandle State	Dec. 17, 2006
	8	Marilyn Moulton vs. Idaho	Nov. 24, 2006
	8	Melissa Dennett at San Jose State	Dec. 10, 2005
	8	Melissa Dennett vs. Utah	Feb. 26, 2005
	8	Shannon Monahan at BYU	Feb. 23, 1991
	8	Cindy Hoppe at San Diego	Dec. 31, 1990
	8	Cynthia Salery at Colorado	Dec. 30, 1989
	8	Debbie Isaac at Pepperdine	Jan. 5, 1988

ASSISTS

1.	15	Dee Dee Dominguez vs. Long Beach State	Dec. 21, 1994
2.	14	Jasai Ferrucho at BYU	Feb. 14, 2004
3.	13	Dee Dee Dominguez vs. Pepperdine	Jan. 7, 1995
4.	11	LaDeyah Forte vs. South Dakota Mines	Jan. 4, 2013
	11	Jasai Ferrucho at Air Force	Mar. 4, 2004
	11	Mary Jo Berenato vs. Idaho State (N)	Nov. 21, 1983
	11	Deb Spickler at Colorado	Dec. 19, 1981
	11	Deb Spickler vs. Denver	Jan. 4, 1980
	11	Deb Spickler at Denver	Nov. 3, 1978

BLOCKED SHOTS

1.	10	Teresa James vs. Baylor	Dec. 12, 1992
2.	7	Meghan Heimstra vs. Wyoming	Mar. 6, 2013
3.	6	Meghan Heimstra vs. Montana State	Nov. 11, 2012
	6	Marilyn Moulton vs. Idaho	Nov. 24, 2006
5.	5	Meghan Heimstra at Fresno State	Feb. 27, 2013
	5	Meghan Heimstra vs. Tulsa	Nov. 17, 2011
	5	Chatilla van Grinsven vs. Air Force	Feb. 9, 2010
	5	Meghan Heimstra vs. Wyoming	Jan. 5, 2010
	5	Marilyn Moulton vs. BYU	Mar. 2, 2006
	5	Msur Tor-Agbidye vs. Air Force	Mar. 5, 2005
	5	Lindsay Thomas vs. Denver	Jan. 4, 2005
	5	Melissa Dennett vs. Pepperdine	Nov. 30, 2004
	5	Teresa James at UTEP	Mar. 4, 1993

STEALS (SINCE 1980)

1.	10	Cynthia Salery at BYU	Feb. 10, 1990
	10	Pam Smith vs. Wichita State	Nov. 24, 1984
3.	9	Katie Cronin vs. Eastern Washington	Dec. 30, 1997
	9	Becky Hammon vs. New Mexico	Jan. 11, 1996
	9	Becky Hammon vs. Weber State	Jan. 6, 1996
	9	Teresa James vs. Wyoming (OT)	Mar. 5, 1994
	9	Deb Spickler vs. Northern Colorado (N)	Jan. 5, 1981
	9	Bregitta Meek vs. Colorado College	Dec. 12, 1980

POINTS

1.	121	vs. Colorado School of Mines (121-39)	Dec. 7, 1979
2.	118	vs. Southern Colorado (118-54)	Jan. 5, 1982
3.	110	vs. Stony Brook (110-68)	Dec. 28, 2002
4.	108	vs. Iona (108-59)	Nov. 26, 2004
	108	vs. San Jose State (108-56)	Feb. 21, 1998

FEWEST POINTS SCORED

1.	28	at Utah (28-68)	Feb. 2, 2008
2.	31	at Idaho (31-42)	Dec. 18, 2007
3.	32	vs. Utah (32-49)	Feb. 15, 1975
4.	35	at Utah (35-89)	Feb. 4, 1988
5.	36	at TCU (36-86)	Jan. 6, 2007

FIELD GOALS MADE

1.	51	vs. Southern Colorado (80)	Jan. 5, 1982
	51	vs. Colorado School of Mines (95)	Dec. 7, 1979
3.	46	at UTEP (2OT) (96)	Feb. 9, 1980
4.	45	vs. Air Force (78)	Feb. 23, 1983
5.	44	at Colorado School of Mines (84)	Jan. 15, 1980

FEWEST FIELD GOALS MADE

1.	8	at Idaho (47)	Dec. 18, 2007
2.	10	at Utah (49)	Feb. 2, 2008
3.	12	vs. Northern Iowa (48)	Nov. 12, 2010
	12	at San Diego State (44)	Jan. 30, 2010
	12	at TCU (60)	Jan. 6, 2007

FIELD GOALS ATTEMPTED

1.	107	vs. Denver (43)	Jan. 9, 1975
2.	99	vs. Colorado (37)	Dec. 3, 1976
3.	96	at UTEP (2OT) (46)	Feb. 9, 1980
4.	95	vs. Colorado School of Mines (51)	Dec. 7, 1979
5.	92	at Southern Colorado (42)	Jan. 15, 1982
	92	vs. New Mexico State (24)	Feb. 25, 1977

FEWEST FIELD GOALS ATTEMPTED

1.	31	at New Mexico State (18)	Feb. 28, 1987
2.	34	vs. Utah (18)	Feb. 20, 1988
	34	vs. Utah (14)	Jan. 29, 1987
4.	36	vs. Utah (14)	Feb. 7, 1976
5.	38	vs. Stephen F. Austin (N) (15)	Nov. 28, 1986

FIELD-GOAL PERCENTAGE (MIN. 25 MADE)

1.	.638	vs. Southern Colorado (51-80)	Jan. 5, 1982
2.	.635	vs. Stony Brook (40-63)	Dec. 28, 2002
3.	.634	vs. New Mexico (26-41)	Feb. 9, 1984
4.	.615	at New Mexico (32-52)	Feb. 8, 1986
5.	.609	vs. Idaho State (39-64)	Dec. 7, 1996

LOWEST FIELD-GOAL PERCENTAGE

1.	.170	at Idaho (8-47)	Dec. 18, 2007
2.	.200	at TCU (12-60)	Jan. 6, 2007
3.	.204	at Utah (10-49)	Feb. 2, 2008
4.	.218	vs. New Mexico State (19-87)	Jan. 16, 1976
5.	.224	vs. UTEP (13-59)	Feb. 6, 1993
	.224	at Northern Colorado (17-76)	Feb. 19, 1975

FREE THROWS MADE

1.	42	vs. Southern Utah (53)	Jan. 20, 1989
2.	38	vs. Southwest Missouri State (NCAA) (48)	Mar. 14, 1999
3.	33	vs. UC Irvine (44)	Nov. 26, 2005
	33	vs. Texas Christian (41)	Dec. 11, 1993
5.	31	vs. St. Bonaventure (37)	Nov. 24, 2000
	31	vs. Hawai'i (36)	Feb. 6, 1984

FEWEST FREE THROWS MADE

1.	0	at Fresno State (2)	Feb. 27, 2013
	0	at Denver (3)	Jan. 3, 1978
2.	1	at Wyoming	Feb. 19, 1998
	1	vs. Alabama (N)	Dec. 2, 1994
	1	vs. Biola (N)	Dec. 8, 1984
	1	at Arizona	Feb. 12, 1976
	1	at New Mexico State	Jan. 25, 1975

FREE THROWS ATTEMPTED

1.	53	vs. Southern Utah (42)	Jan. 20, 1989
2.	48	vs. Southwest Missouri State (NCAA) (38)	Mar. 14, 1999
3.	46	vs. Pacific (30)	Dec. 4, 2007
4.	45	at Wyoming (29)	Feb. 21, 1981
5.	44	vs. UC Irvine (33)	Nov. 26, 2005

FREE-THROW PERCENTAGE (MIN. 10 ATTEMPTS)

1.	1.000	at New Mexico (10-10)	Feb. 8, 2006
	1.000	vs. Utah (16-16)	Mar. 3, 1989
	1.000	at Wyoming (13-13)	Mar. 2, 1985
4.	.950	vs. Colorado (19-20)	Nov. 28, 2001
5.	.938	at North Dakota (15-16)	Nov. 21, 2010
	.938	at BYU (15-16)	Feb. 12, 1987

THREE-POINT FIELD GOALS MADE (since 1988)

1.	14	vs. Texas Southern (21)	Nov. 27, 2010
	14	vs. Maryland (N) (NCAA) (24)	Mar. 17, 2001
	14	at Texas Christain (32)	Jan. 14, 1999
4.	13	vs. Air Force (26)	Feb. 27, 2002
	13	vs. Air Force (24)	Jan. 25, 2001
	13	vs. Tulsa (33)	Jan. 7, 1999

THREE-POINT FIELD-GOALS ATTEMPTED (since 1988)

1.	36	at Oakland (10)	Dec. 30, 2001
2.	34	vs. UCLA (N) (NCAA) (11)	Mar. 20, 1999
	34	vs. Arizona (11)	Dec. 27, 1998
4.	33	vs. Tulsa (13)	Jan. 7, 1999
5.	32	vs. San Francisco	Nov. 13, 2007
	32	at UNLV (8)	Feb. 2, 2007
	32	at Utah (3ot) (8)	Jan. 12, 2002
	32	at Texas Christian (14)	Jan. 14, 1999
	32	vs. Florida (7)	Nov. 19, 1998

THREE-POINT FIELD GOAL PERCENTAGE (MIN. 10 ATTEMPTS)

1.	.800	at Fresno State (8-10)	Feb. 10, 1996
2.	.692	vs. Northern Colorado (9-13)	Dec. 18, 2005
3.	.688	vs. BYU (11-16)	Mar. 4, 1989
4.	.667	vs. Texas Southern (14-21)	Nov. 27, 2010
	.667	vs. Air Force (10-15)	Jan. 28, 1999

REBOUNDS

1.	75	vs. Northern Colorado	Mar. 4, 1978
2.	74	vs. Denver	Jan. 9, 1975
3.	72	vs. Western Sate	Dec. 12, 1981
4.	71	at Southern Colorado	Jan. 15, 1982
5.	70	at Southern Colorado	Dec. 2, 1978

OFFENSIVE REBOUNDS (SINCE 1987)

1.	28	vs. Pennsylvania	Nov. 25, 1994
	28	at Colorado	Dec. 30, 1989
3.	27	vs. San Diego State	Mar. 1, 2001
	27	at Pepperdine	Dec. 18, 1993
	27	vs. Southern Colorado	Jan. 4, 1993

ASSISTS

1.	33	vs. Stony Brook	Dec. 28, 2002
2.	31	vs. Pepperdine	Jan. 7, 1995
3.	30	at Utah State	Feb. 21, 1983
4.	29	vs. Iona	Nov. 26, 2004
	29	vs. Denver	Jan. 9, 1975

BLOCKED SHOTS

1.	11	vs. Idaho	Nov. 24, 2006
	11	vs. Texas Southern	Nov. 21, 2003
	11	vs. Baylor	Dec. 12, 1992
3.	10	vs. Cal State Sacramento	Nov. 29, 1996
	10	vs. UTEP	Jan. 15, 1994

STEALS

1.	30	vs. New Mexico (N)	Dec. 4, 1983
2.	24	vs. Sacramento State	Nov. 16, 2001
	24	vs. Eastern Washington	Dec. 30, 1997
	24	vs. Southern Colorado	Jan. 4, 1993
	24	vs. Denver	Feb. 19, 1982
	24	vs. Weber State (N)	Dec. 5, 1980

Janie Schieffelin scored 24 points as the CSU women's basketball team set the team single-game record for points scored with a 121-39 victory over the Colorado School of Mines in 1978-79.

HOME ATTENDANCE RECORDS

Year	Games	Total	Avg.
2012-13	15	16,757	1,117
2011-12	13	16,544	1,273
2010-11	15	16,841	1,123
2009-10	14	16,745	1,196
2008-09	16	22,150	1,384
2007-08	14	16,423	1,173
2006-07	14	18,200	1,300
2005-06	14	19,896	1,421
2004-05	16	31,708	1,982
2003-04	16	28,249	1,766
2002-03	18	44,089	2,449
2001-02	16	45,320	2,832
2000-01	14	32,240	2,303
1999-00	17	43,524	2,560
1998-99	17	80,999	4,765
1997-98	13	29,688	2,282
1996-97	11	20,632	1,876
1995-96	13	32,436	2,495
1994-95	13	9,764	751
1993-94	12	6,054	505
1992-93	13	3,648	281
1991-92	14	3,508	251
1990-91	13	3,016	232
1989-90	12	2,579	215
1988-89	17	3,307	195

MOBY ARENA RECORDS

Year	Record
2012-13	8-7
2011-12	10-3
2010-11	10-5
2009-10	9-5
2008-09	6-10
2007-08	2-12
2006-07	6-8
2005-06	6-8
2004-05	11-5
2003-04	11-5
2002-03	17-1
2001-02	15-1
2000-01	12-2
1999-00	16-4
1998-99	17-0
1997-98	11-2
1996-97	8-3
1995-96	12-1
1994-95	10-3
1993-94	7-5
1992-93	8-5
1991-92	5-9
1990-91	8-5
1989-90	6-5
1988-89	10-6

SEASON VICTORIES

	Year	Wins
1.	1998-99	33
2.	1995-96	26
3.	2000-01	25
4.	2001-02	24
5.	1997-98	24
6.	2002-03	23
7.	1999-00	23
8.	1981-82	23
9.	1996-97	21
10.	2003-04	17
	1980-81	17

MOBY ARENA WINNING PERCENTAGE

Year	Record	Winning Pct.
1998-99	17-0	1.000
2002-03	17-1	.944
2001-02	15-1	.938
1995-96	12-1	.923
2000-01	12-2	.857
1997-98	11-2	.846
1999-00	16-4	.800
2011-12	10-3	.769
1994-95	10-3	.769
1996-97	8-3	.727
2004-05	11-5	.698
2003-04	11-5	.688
2010-11	10-5	.667
1987-88	8-4	.667
2009-10	9-5	.643
1988-89	10-6	.625
1992-93	8-5	.615
1990-91	8-5	.615
1993-94	7-5	.583
1989-90	6-5	.545
2006-07	6-8	.545
2005-06	6-8	.429
2008-09	6-10	.375
1991-92	5-9	.357
2007-08	2-12	.143
Total	**206-94**	**.687**

Katie Cronin and the 1998-99 CSU Rams were undefeated (17-0) in Moby Arena and won a team-record 33 games.

ALL-TIME WIN STREAKS

Wins	Seasons	Ended By
19	1998-99	SMU
12	1998-99	California
10	1995-96	Stanford
9	1996-97	Tulane
9	1995-96	Utah
8	2000-01	Tulsa
8	1997-98	UC Santa Barbara
8	1980-81	Utah

HOME COURT WIN STREAKS

Wins	Season(s)	Ended By
21	1998-99	Michigan
18	2002-04	Boston College
14	1995-97	San Diego State
10	1981-82	New Mexico
9	2001-02	USC
8	1999-00	Tulsa
7	2012-13	Montana State
7	1988-89	New Mexico State
6	2009-10	Wyoming
6	1997-98	Utah
6	1994-95	Fresno State
6	1982-84	Creighton
5	2010-11	Pepperdine
5	2003-04	Creighton
5	2000-01	Utah
5	1983-84	Utah
5	1979-80	New Mexico

BEST SEASON WIN PERCENTAGE

Pct.	Year	Record
.917	1998-99	33-3
.839	1995-96	26-5
.800	1997-98	24-6
.781	2000-01	25-7
.774	2001-02	24-7
.750	1996-97	21-7
.742	1981-82	23-9
.697	1999-00	23-10
.667	1974-75	12-6
.617	2002-03	21-13
.586	2003-04	17-12
.548	1980-81	17-14
.536	2004-05	15-13
.519	1994-95	14-13
.519	1982-83	14-13
.517	1993-94	15-14

100-POINT SCORING GAMES (14-0)

Score	Season	Opponent
121-39	1979-80	Colorado School of Mines
118-54	1981-82	Southern Colorado
110-68	2002-03	Stony Brook
108-59	2004-05	Iona
108-56	1997-98	San Jose State
106-42	1992-93	Southern Colorado
105-82	2000-01	St. Bonaventure
105-63	1981-82	Colorado Women's College
102-30	2001-02	Sacramento State
102-65	2000-01	Eastern Michigan
102-75	1996-97	Davidson
102-69	1999-2000	Vermont
101-68	1998-99	Wyoming
100-49	1995-96	UTEP

LARGEST MARGIN OF VICTORY

Margin	Season	Opp./Score
82	1979-80	Colo. School of Mines/121-39
72	2001-02	Sacramento State/102-30
72	1974-75	Denver/93-21
65	1998-99	Air Force/97-32
64	1992-93	Southern Colorado/106-42
64	1981-82	Southern Colorado/118-54
52	1997-98	San Jose State/108-56
51	1997-98	Air Force/97-46
51	1995-96	UTEP/100-49
49	2004-05	Iona/108-59
47	1981-82	Southern Colorado/92-45
46	2004-05	Tennessee-Martin/95-49
44	2001-02	Air Force/84-40
42	2002-03	Stony Brook/110-68
42	1989-90	Texas-Pan American/80-38
42	1981-82	Colorado Women's/105-63
41	2004-05	Texas-Pan American/77-36
40	2002-03	Air Force/89-49
40	1997-98	UNLV/90-50

NCAA HISTORY

Year	Opponent	Result	Location
1996	Nebraska	W, 66-62	Stanford, Calif.
1996	Stanford	L, 63-94	Stanford, Calif.
1998	Drake	W, 81-75	West Lafayette, Ind.
1998	Purdue	L, 63-77	West Lafayette, Ind.
1999	CS Northridge	W, 71-59	Fort Collins, Colo.
1999	SW Mo. St.	W, 86-70	Fort Collins, Colo.
1999	UCLA	L, 68-77	Los Angeles, Calif.
2001	Maryland	W, 83-69	Storrs, Conn.
2001	Connecticut	L, 44-89	Storrs, Conn.
2002	Tulane	L, 69-73	Stanford, Calif.

CSU is 5-5 in the NCAA tournament
CSU is 4-1 in the first round
CSU is 1-3 in the second round
CSU is 0-1 in the Sweet 16

WNIT HISTORY

Preseason

Year	Opponent	Result	Location
2002	San Francisco	W, 76-58	Fort Collins, Colo.
2002	USC	L, 58-59	Fort Collins, Colo.
1998	Valparaiso	W, 94-71	Fort Collins, Colo.
1998	Oregon	W, 72-70	Eugene, Ore.
1998	Florida	W, 80-65	Fort Collins, Colo.
Final	Rutgers	W, 71-60	Fort Collins, Colo

CSU is 5-1 in the Preseason WNIT
CSU was 1998 Preseason WNIT Champion

Postseason

Year	Opponent	Result	Location
2004	Creighton	L, 68-79	Fort Collins, Colo.
2003	Montana St.	W, 87-74	Fort Collins, Colo.
2003	Wyoming	W, 73-64	Fort Collins, Colo.
2003	Missouri	W, 62-61	Fort Collins, Colo.
Semi	Baylor	L, 69-78	Waco, Texas
2000	Arizona St.	W, 66-54	Fort Collins, Colo.
2000	USC	W, 66-56	Fort Collins, Colo.
2000	Long Beach St.	W, 65-63	Fort Collins, Colo.
Semi	Wisconsin	L, 60-78	Madison, Wisc.

CSU is 6-3 in the Postseason WNIT

Ashley Augspurger, in 2003, was the last CSU women's basketball player to be selected as a member of the Kodak all-America team.

KODAK ALL-AMERICA

2003 Ashley Augspurger..... Honorable Mention
2002 Angie Gorton..... Honorable Mention
1999 Becky Hammon..... First Team
Katie Cronin ..... Honorable Mention
1998 Katie Cronin ..... Honorable Mention
Becky Hammon..... Honorable Mention
1997 Becky Hammon..... Honorable Mention
1996 Teresa James ..... Honorable Mention

A.P. ALL-AMERICA

1999 Becky Hammon..... First Team
1998 Becky Hammon..... Honorable Mention
1997 Becky Hammon..... Honorable Mention

USBWA ALL-AMERICA

1999 .....Becky Hammon

ALL-REGION

1981 .....Kathy Lightfoot
1980 .....Janie Schieffelin

ALL-DISTRICT

2003 ..... Ashley Augspurger
2002 .....Angie Gorton
1999 .....Katie Cronin
.....Becky Hammon
1998 .....Katie Cronin
.....Becky Hammon
1997 .....Becky Hammon
1996 .....Becky Hammon
.....Teresa James
1980 .....Janie Schieffelin

ACADEMIC ALL-AMERICA

2003 Ashley Augspurger..... Honorable Mention
2006 Lindsay Thomas..... Second Team
2005 Lindsay Thomas.....Third Team
2004 Lindsay Thomas..... Second Team
2003 Shannon Strecker ..... Second Team
1982 Janie Schieffelin.....Fourth Team
1981 Kathy Lightfoot .....Fourth Team

ACADEMIC ALL-DISTRICT

2006 ..... Lindsay Thomas
2004 ..... Lindsay Thomas
2003 ..... Ashley Augspurger
..... Shannon Strecker
1994 .....Teresa James
1993 .....Teresa James
1981 ..... Kathy Lightfoot

NCAA POSTGRADUATE SCHOLARSHIP

1996 .....Teresa James

DISTRICT COACH OF THE YEAR

1996 ..... Greg Williams

CONFERENCE COACH OF THE YEAR

2002 Tom Collen..... Mountain West
1999 Tom Collen..... WAC Mountain Division

CONFERENCE PLAYER OF THE YEAR

2002 Angie Gorton..... MWC Defensive
1999 Becky Hammon..... WAC Mountain Division
1998 Becky Hammon..... WAC Mountain Division
Heather Haanen ..... WAC Mtn. Division
Freshman
1997 Becky Hammon..... WAC Pacific Division
1996 Becky Hammon..... WAC Freshman

SIXTH PLAYER OF THE YEAR

2011-12 ..... Meghan Heimstra

ALL-DEFENSIVE TEAM

2012-13 ..... Meghan Heimstra
1998-99 .....Roxanne Manning
1997-98 ..... Sara Farmer
1995-96 .....Dee Dee Dominguez
1994-95 .....Dee Dee Dominguez

ALL-NEWCOMER TEAM

1999-00 ..... Ashley Augspurger
1998-99 .....Roxanne Manning
1997-98 ..... Heather Haanen
1996-97 .....Jacque Johnson
1995-96 ..... Katie Cronin
Becky Hammon

ALL-CONFERENCE

2012-13 Sam Martin..... MW, Second Team
Caitlin Duffy ..... Honorable Mention
2011-12 Kim Mestdagh.....MW, First Team
Sam Martin..... MW, Second Team
2010-11 Kim Mestdagh..... MW, Second Team
Sam Martin..... MW, Third Team
2009-10 Kim Mestdagh..... MW, Second Team
2007-08 Sara Hunter ..... MW, Third Team
2006-07 Sara Hunter ..... MW, Third Team
2005-06 Melissa Dennett..... MW, Third Team
2004-05 Melissa Dennett..... MW, Second Team
Lindsay Thomas..... MW, Third Team
2003-04 Vanessa Espinoza.....MW, Second Tea
Melissa Dennett..... MW, Third Team
Lindsay Thomas..... MW, Third Team
Joy Jenkins.....MW, Honorable Mention
Jasai Ferrucho .....MW, Honorable Mention
2002-03 Ashley Augspurger.....MW, First Team
Shannon Strecker ..... MW, Second Team
Katie Borton..... MW, Third Team
Joy Jenkins.....MW, Honorable Mention
2001-02 Ashley Augspurger..... MW, Second Team
Angie Gorton .....MW, First Team
2000-01 Ashley Augspurger.....MW, First Team
Angie Gorton ..... MW, Second Team
Heather Haanen.....MW, Honorable Mention
1999-00 Heather Haanen.....MW, First Team
1998-99 Katie Cronin..... WAC Mountain, First Team
Becky Hammon..... WAC Mountain, First Team
Heather Haanen.....WAC Mountain, Second Team
1997-98 Katie Cronin..... WAC Mountain, First Team
Becky Hammon..... WAC Mountain, First Team
1996-97 Katie Cronin.....WAC Pacific, First Team
Becky Hammon.....WAC Pacific, First Team
1995-96 Becky Hammon.....WAC First Team
Teresa James.....WAC First Team
Katie Cronin ..... WAC Honorable Mention
Dee Dee Dominguez ..... WAC Honorable Mention
1994-95 Teresa James.....WAC First Team
Dee Dee Dominguez ..... WAC Honorable Mention
1993-94 Teresa James.....WAC First Team
Misty Smith ..... WAC Honorable Mention
1992-93 Debbie Carson..... WAC Honorable Mention
Teresa James..... WAC Honorable Mention
Keleigh Logan..... WAC Honorable Mention
1988-89 Jodi Robers ..... HCAC, First Team
1987-88 Jodi Robers ..... HCAC, First Team
Lori Trollinger ..... HCAC, First Team
1986-87 Jennifer Halbach.....HCAC, Honorable Mention
Lori Trollinger .....HCAC, Honorable Mention
1985-86 Jodi Robers .....HCAC, Honorable Mention
1984-85 Karen Hosek-Kreuzer..... HCAC, Second Team
1983-84 Karen Hosek..... HCAC, First Team
1982-83 Karen Hosek.....HCAC, Second Team
Jane Lange .....HCAC, Second Team
1981-82 Kathy Lightfoot..... IAIAW, First Team
1980-81 Kathy Lightfoot..... IAIAW, First Team

Teresa James, a member of the CSU Athletic Hall of Fame class of 2008, was CSU's first women's basketball All-American in 1996.

ACADEMIC ALL-CONFERENCE

2012-13	Caitlin Duffy
	LaDeyah Forte
	Emily Johnson
	Sam Martin
	Alicia Nichols
	Kara Spotton
	Hayley Thompson
	Taylor Varsho
2011-12	Kelly Hartig
	Sam Martin
	Hanne Mestdagh
	Kim Mestdagh
	Kara Spotton
	Hayley Thompson
2010-11	Bonnie Barbee
	Sara Hemmings
	Sam Martin
	Kim Mestdagh
	Hayley Thompson
2009-10	Bonnie Barbee
	Sara Hemmings
2008-09	Bonnie Barbee
	Kandy Beemer
	Kim Mestdagh
	Devran Tanacan
	Natalie van den Adel
	Chatilla van Grinsven
2007-08	Bonnie Barbee
	Kandy Beemer
	Kelly Rae Finely
	Sara Hunter
	Emily Neal
	Elle Queen
	Lauren Young
2006-07	Sara Hunter
	Marilyn Moulton
	Emily Neal
2005-06	Sara Hunter
	Liz Kramer
	Marilyn Moulto
	Lindsay Thomas
2004-05	Liz Kramer
	Marilyn Moulton
	Lindsay Thomas
	Annika Walseth
2003-04	Joy Jenkins
	Marilyn Moulton
	Lindsay Thomas
2002-03	Ashley Augspurger
	Joy Jenkins
	Shannon Strecker
	Lindsay Thomas
	Ashley Venekamp
2001-02	Ashley Augspurger
	Angie Gorton
	Joy Jenkins
	Lisa Narkiewicz
	Shannon Strecker
	Ashley Venekamp
2000-01	Ashley Augspurger
	Elizabeth English
	Angie Gorton
	Heather Haanen
	Joy Jenkins
	Lisa Narkiewicz
	Shannon Strecker
1999-00	Ashley Augspurger
	Elizabeth English
	Angie Gorton
	Heather Haanen
	Jacque Johnson
	Roxanne Manning
	Lisa Narkiewicz
	Shannon Strecker
1998-99	Heather Haanen
1995-96	Brenda Brunner
	Robin Hamilton
	Teresa James
	Wendy Wormal
1994-95	Teresa James
1993-94	Teresa James
	Sara Meadows
	Wendy Wormal
1992-93	Sara Meadows
1991-92	Sara Meadows

Heather Haanen was named MVP of the 2001 Mountain West Conference tournament.

MW SCHOLAR-ATHLETE

2012-13	Caitlin Duffy
	Emily Johnson
2011-12	Hanne Mestdagh
	Kara Spotton
	Ashley Wiens
2010-11	Bonnie Barbee
	Sara Hemmings
	Sam Martin
2009-10	Bonnie Barbee
	Sara Hemmings
2008-09	Bonnie Barbee
	Kandy Beemer
2007-08	Bonnie Barbee
	Kandy Beemer
	Kelly Rae Finley
	Lauren Young

CONFERENCE PLAYERS OF THE WEEK

Kim Mestdagh	Feb. 13, 2012
Kim Mestdagh	Nov. 16, 2010
Kim Mestdagh	Nov. 30, 2010
Kim Mestdagh	Jan. 25, 2010
Vanessa Espinoza	Dec. 5, 2005
Melissa Dennett	Jan. 24, 2005
Lindsay Thomas	Dec. 27, 2004
Lindsay Thomas	Nov. 29, 2004
Melissa Dennett	Nov. 22, 2004
Vanessa Espinoza	Feb. 23, 2004
Lindsay Thomas	Jan. 12, 2004
Melissa Dennett	Dec. 15, 2003
Joy Jenkins	Feb. 17, 2003
Ashley Augspurger	Jan. 13, 2003
Angie Gorton	Jan. 21, 2002
Angie Gorton	Feb. 5, 2001
Ashley Augspurger	Jan. 8, 2001
Heather Haanen	Nov. 27, 2000
Heather Haanen	Feb. 21, 2000
Ashley Augspurger	Dec. 13, 1999
Jacque Johnson	Nov. 28, 1999
Becky Hammon	Feb. 28, 1999
Becky Hammon	Feb. 15, 1999
Katie Cronin	Feb. 8, 1999
Becky Hammon	Feb. 1, 1999
Katie Cronin	Dec. 28, 1998
Becky Hammon	Dec. 20, 1998
Becky Hammon	Nov, 23, 1998
Jacque Johnson	Nov. 16, 1998
Katie Cronin	Feb. 9, 1998
Becky Hammon	Dec. 16, 1997
Becky Hammon	Dec. 8, 1997
Becky Hammon	Nov. 24, 1997
Becky Hammon	Feb. 24, 1997
Becky Hammon	Jan. 12, 1997
Becky Hammon	Dec. 9, 1996
Katie Cronin	Nov. 26, 1996
Becky Hammon	Feb. 19, 1996
Becky Hammon	Jan. 8, 1996
Becky Hammon	Dec. 11, 1996
Teresa James	Nov. 27, 1996
Kamie Siddoway	Nov. 29, 1994
Teresa James	Feb. 14, 1994
Teresa James	Jan. 10, 1994

CONFERENCE ALL-TOURNAMENT

2008	Sara Hunter
2002	Angie Gorton
2001	Heather Haanen, MVP
	Lisa Narkiewicz
1999	Becky Hammon
1998	Becky Hammon
1996	Becky Hammon, MVP
1994	Teresa James
	Misty Smith

VIRGINIA K. FRANK AWARD

2003	Ashley Augspurger
1998	Becky Hammon
1996	Teresa James
1985	Karen Hosek-Kreuzer
1983	Deb Spickler
1978	Cindy Wittebort

MENCIMER MEMORIAL AWARD

2003	Shannon Strecker
1996	Teresa James
1984	Elaine Psenicka
1982	Janie Schieffelin

A

Donna Abernathy 1974-76
Morgan Ackley (20) 2008-09
Jan Allen 1976-77
Holly Anderson (23,42,50) 1989-93
Karen Atler 1975-76
Ashley Augspurger (00) 1999-03
Stine Austgulen (2) 2013-Present
Kim Austin (42) 1994-98

B

Rhonda Bainum (25,42) 1991-95
Patti Baldi 1974-77
Kerry Ballotti (42) 1983-84
Naomi Bancroft (22) 2005-06
Bonnie Barbee (2) 2007-11
Heidi Barron (4,5,35) 1987-89
Karen Barth (22) 1985-86
Kandy Beemer (15) 2007-09
Chelly Belanger (24) 1980-81
Mary Jo Berenato (24,30) 1982-86
Rae Ann Blakey 1974-77
Karen Bonney (32) 1978-80
Katie Borton (22) 1999-03
Adrienne Boyd (12) 1998-02
Bambi Brasher 1975-77
Janet Brown 1976-77
Regina Brown 1978-79
Sara Brown (23) 2003-04
Brenda Brunner (30) 1993-96
Lisa Brunner 1974-77
Jan Buck 1978-79
Jennifer Buford (22) 1998-99

C

Jan Caldwell 1974-75
Cassie Calwell (32) 1999-00
Jackie Campbell (24) 1999-03
Debbie Carson (12,14) 1991-93
Janice Charles (15,32) 1985-87
Carlyn Chavez (14) 2011-13
Alison Cheney (21) 2008-09
Linda Chittum 1977-79
Erin Cooke (54) 2009-10
Juanise Cornell (35) 2006-09
Lori Coulter 1979-80
Joyce Cousseins (5) 2005-06
Gina Crawley (14) 1988-89
Mary Ann Creadon 1974-75
Katie Cronin (33) 1995-99
Diana Crowl 1977-78
Penny Curry (14) 1980-81

D

Kirstin Daly (00,11) 1989-93
Tangie Daniels (12) 1982-86
Rosanne Dellenbach 1978-79
Melissa Dennett (32) 2002-06
Lynn DePass 1976-77
Darla DeRuiter (52) 1984-86
Amy Diesburg (32) 1991-93
Sharla Dix (14) 1979-80
Dee Dee Dominguez (20) 1992-96
Caitlin Duffy (33) 2012-Present

E

Sarah Eckhoff (15) 1991-93
Janice Ede (50) 1987-89
Deb Ekborg (30) 1977-79
Sue Ellis (22) 1976-80
Elizabeth English (2) 1999-02
Nadine Erickson 1974-75
Erin Erickson-Schendzielos (40) 1997-01
Vanessa Espinoza (5) 2001-06

F

Sara Farmer (12) 1993-98
Alisa Ferrell (11) 1988-89
Jasai Ferrucho (11, 21) 2000-04
Kelly Rae Finley (22) 2005-08
Vicki Fischer (32) 1983-86
LaDeyah Forte (1) 2011-13
Justine (Square) France (12) 2004-07
Jennie Friun (25) 1985-86
Gabby Frykbo (14) 2013-Present

G

Jenny Gallagher (21) 1993-94
Jodi Garbison (21) 1991-92
Janell Goldsberry (34) 1979-81
Becky Golob (24) 1979-80
Angie Gorton (12,14) 1998-02
Elin Gustavsson (22) 2013-Present
Jolene Guthard (24) 1995-97

H

Heather Haanen (44,45) 1997-01
Jennifer Halbach (23,40) 1984-88
Robin Hamilton (11) 1993-96
Becky Hammon (25) 1995-99
Colleen Hart (22) 1986-87
Kelly Hartig (13) 2010-12
Doniene Hedges 1976-80
Meghan Heimstra (11) 2008-13
Sara Hemmings (3,22) 2009-11
Mary Henry (44) 1991-92
Emilie Hesseldal (4) 2013-Present
Kittie Hook 1977-78
Cindy Hoppe (24,34) 1987-92
Karen Hosek-Kreuzer (22) 1981-85
Morgan Hunt (23) 2011-13
Sara Hunter (4) 2004-08
Marcia Hutchinson 1977-78

I

Debbie Isaac (44,45) 1987-91

J

Teresa James (45) 1992-96
Joy Jenkins (33) 2000-04
Dametra Johnson (32) 1988-90
Emily Johnson (10) 2012-Present
Jacque Johnson (10) 1996-00

K

Chantel Kennedy (24) 2009-11
Stephanie Kindreich (15) 2000-01
Barb Koenig (24) 1992-93
Janice Kollath 1974-76
Liz Kramer (15) 2004-06
Michaela Kristula 1975-76
Katie Krusick (14,22) 1987-91
Lisa Kunkel 1978-79

L

Jane Lange (52) 1979-83
Amy Largent (30,40) 1991-92
Lindsay Laur (11) 2006-07
Kathy Lightfoot (42) 1980-82
Christie Lindblom (32) 1980-83
Keleigh Logan (11,32,51) 1989-93
Traci Lounsbury (24) 1983-84
Mary Lovenstein (54) 1983-84
Valerie Lucas 1974-75

M

Jacque Machesney (14) 2005-06
Malena Magpie (24) 1998-99
Amber Makeever (15) 2010-13
Mandy Makeever (21) 2010-13
Roxanne Manning (15) 1997-00
Sam Martin (12) 2010-Present
Nya Mason (42) 2006-07
Rene Mares 1976-78
Brynn Markle (34) 1993-95
Cathy Marshall 1975-78
Sherri McClary (40) 1978-81
Lori McClusky (24) 1985-87
Kim McCoy 1976-77
Farah McDill (20) 1997-01
Aubrey McFadyen (30) 1996-97
Ashley McFarland (33) 2006-07
Pat McLaughlin 1977-78
Sara Meadows (10,43) 1990-94
Bregitta Meek (30) 1979-83
Hanne Mestdagh (4,5) 2011-Present
Kim Mestdagh (5) 2008-12
Shelly Metzger (24) 1990-92
Melanie Mills (24) 1981-82
Britney Minor (13) 2007-09
Carrie Moebius 1976-78
Shannon Monahan (21,33) 1989-91
Marilyn Moulton (51) 2003-07
Kelly Jo Mullaney (3) 2006-07

N

Lisa Narkiewicz (23) 1999-03
Emily Neal (21) 2006-08
Sherry Neely (20) 1981-85
AJ Newton (0) 2013-Present
Alicia Nichols (24) 2012-Present
Molly Nohr (20) 2003-07
Ellen Nystrom (13) 2013-Present

O

Kylee O'Dwyer (31) 2003-05
Tammy Olsen (52) 1983-84
Holli Omori (3,10,43) 1986-89
Kris Osterberg (22,43,45) 1987-91
Katrina Ottesen (22) 2012-13

P

Deb Pelekoudas (10) 1982-86
Ronda Peterson 1974-76
Zenarae Pieters (50) 1993-98
Lori Pivonka (12) 1978-80
Meixandra Porter (32) 2009-11
Kathy Price (14) 1981-82
Lara Price (43) 1985-86
Sydney Price (11) 2004-06
Carla Pruitt (20) 1991-92
Elaine Psenicka (44,45) 1980-84

Q

Pat Quayle 1974-76
Elle Queen (11) 2007-Present

R

Shannon Randles (32) 1995-99
Jean Rasner 1974-78
Carine Reimink (32) 2007-09
Becky Rhoades 1975-76
Renee Rich (34,50) 1984-88
Raysha Ritter (10) 2006-07
Jodi Robers (33) 1985-89
Tanya Robinson (11,21,45) 1989-91
Debbie Rubner 1974-75
Annette Ruggiero (11) 1985-88
Patty Russell (20) 1980-81
Gritt Ryder (11) 2013-Present

S

Diane Saba (50) 1983-84
Cynthia Salery (3) 1989-90
Ashley Samuelson (23) 2005-06
Tawanna Sanders (24,40) 1982-85
Cassie Sandoval (25) 1988-89
Janie Schieffelin (50) 1978-82
Sharon Schmidt (42) 1987-89
Portery Scott (31) 1996-97
Casie Shepherd (30) 2004-06
Jane Short (14) 1982-85
Kamie Siddoway (31) 1994-96
Zoi Simmons (23) 2007-11
Lindsay Smith (33) 1994-95
Misty Smith (33) 1992-94
Pam Smith (34) 1981-85
Katie Smock (44) 1996-97
Deb Spickler (10,12) 1978-82
Kara Spotton (20) 2011-Present
Shauna Stone (12) 1987-91
Shannon Strecker (50) 1999-03
Beth Supensky (42) 1984-86

T

Devran Tanacan (1,34) 2008-09
Marsha Tate (41) 1997-01
Lindsay Thomas (45) 2002-06
Shante Thomas (15,50) 1990-91
Hayley Thompson (3) 2010-Present
Janelle Tidyman (22) 1980-81
Bernadette Tillis (1,10) 1989-91
Msur Tor-Agbidye (43) 2002-05
Lori Trollinger (21,25) 1986-88

U

Amaka Uzomah (3) 2007-09

V

Natalie van den Adel (10) 2008-10
Sarah Van Diepen (32,42) 1990-91
Heidi Van Engen (44) 1993-95
Chatilla van Grinsven (1) 2008-11
Taylor Varsho (13) 2012-13
Ashley Venekamp (3) 2001-04

W

Annika Walseth (21) 2003-05
Dee Walsh 1974-76
Jill Watkins (20,30) 1996-99
Ruth Welke 1976-77
Victoria Wells (1) 2013-Present
Nina Whalen 1976-77
Kate Whiteside (11) 1998-01
Leslie Whiting (40) 1981-82
Ashley Wiens (2) 2011-12
Brianna Willhite (33) 2004-06
Val Willhoit (21) 2002-03
Laura Williams 1979-80
Zerphayne Willis 1975-79
Nikki Wilson (10) 1994-95
Cindy Wittebort (35) 1974-78
Da'Love Woods (20) 2002-03
Wendy Wormal (22) 1991-96

Y

Lauren Young (5) 2007-08

Z

Raquel Zenon (32) 1994-95

*Jersey number in parentheses

		Conference						Overall				
Year	**Coach**	**W**	**L**	**Pct.**	**Pts.**	**Opp.**	**Finish**	**W**	**L**	**Pct.**	**Pts.**	**Opp.**
1974-75	Kathleen Wallace	-	-	-	-	-	-	11	6	.647	956	834
1975-76	Paul Havenar	-	-	-	-	-	-	3	14	.176	815	1,009
1976-77	Paul Havenar	0	13	.000	724	925	14th	3	16	.158	1,128	1,361
1977-78	Ann Matlock	2	11	.154	837	1058	13th	6	13	.316	1,270	1,431
1978-79	Ann Matlock	1	12	.077	820	1062	14th	7	19	.269	1,615	1,792
1979-80	Ann Matlock	2	8	.200	765	913	-	11	14	.440	1,967	2,016
1980-81	Ann Matlock	5	5	.500	726	714	-	17	14	.548	2,341	2,236
1981-82	Ann Matlock	6	4	.600	728	691	-	23	9	.719	2,512	2,127
1982-83	Ann Matlock	5	6	.455	773	794	3rd	14	13	.519	1,862	1,926
1983-84	Lee Swayze	4	6	.400	602	642	4th	12	15	.444	1,764	1,816
1984-85	Lee Swayze	4	8	.333	762	856	5th	13	15	.464	1,805	1,811
1985-86	Lee Swayze	4	8	.333	715	855	4th	7	21	.333	1,596	1,951
1986-87	Brian Berger	3	9	.250	682	770	6th	9	19	.321	1,706	1,830
1987-88	Brian Berger	3	7	.300	569	663	5th	13	15	.464	1,717	1,817
1988-89	Brian Berger	3	7	.300	681	715	T4th	13	15	.464	1,857	1,857
1989-90	Brian Berger	--	--	--	--	--	--	9	6	.600	942	854
	Jan Martin*	3	7	.300	729	740	4th	3	10	.231	908	962
1990-91	Greg Williams	4	8	.333	739	903	5th	11	16	.407	1,688	1,862
1991-92	Greg Williams	3	11	.214	969	1143	7th	8	19	.296	1,916	2,143
1992-93	Greg Williams	4	10	.286	881	970	T6th	13	14	.481	1,850	1,834
1993-94	Greg Williams	5	9	.357	885	937	T5th	15	14	.517	1,914	1,857
1994-95	Greg Williams	6	8	.429	827	903	4th	14	13	.519	1,777	1,803
1995-96	Greg Williams	12	2	.857	1044	867	T1st	26	5	.839	2,248	1,963
1996-97	Greg Williams	12	4	.750	1128	979	2nd-P	21	7	.750	2,078	1,782
1997-98	Tom Collen	11	3	.786	1122	888	1st-M	24	6	.800	2,426	2,003
1998-99	Tom Collen	14	0	1.000	1156	820	1st-M	33	3	.917	2,856	2,254
1999-00	Tom Collen	9	5	.643	986	901	T3rd	23	10	.697	2,355	2,083
2000-01	Tom Collen	10	4	.714	958	849	2nd	25	7	.781	2,294	2,023
2001-02	Tom Collen	12	2	.857	925	812	1st	24	7	.774	2,207	1,870
2002-03	Chris Denker	8	6	.571	914	830	T3rd	21	13	.618	2,262	2,078
2003-04	Chris Denker	8	6	.571	915	840	4th	17	12	.586	1,927	1,754
2004-05	Chris Denker	6	8	.429	822	861	6th	15	13	.536	1,811	1,694
2005-06	Jen Warden	2	14	.125	990	1190	8th	9	20	.310	1,888	2,118
2006-07	Jen Warden	3	13	.188	889	1100	8th	8	21	.276	1,710	1,938
2007-08	Jen Warden	0	16	.000	782	1,095	9th	4	28	.125	1,729	2,189
2008-09	Kristen Holt	4	12	.250	948	1,054	8th	10	21	.323	1,833	2,014
2009-10	Kristen Holt	5	11	.313	948	1,040	8th	13	17	.433	1,811	1,894
2010-11	Kristen Holt	7	9	.438	923	1,020	4th	14	16	.467	1,812	1,898
2011-12	Kristen Holt	9	5	.643	886	803	3rd	13	17	.433	1,812	1,803
2012-	Ryun Williams	7	9	.438	898	940	6th	11	19	.367	1,688	1,784
Total	**12 Coaches**	**206**	**286**	**.419**	**31,648**	**33,143**		**546**	**552**	**.498**	**72,653**	**72,271**

*Jan Martin served as interim coach the last 13 games of 1990. P - Pacific Division of WAC; M - Mountain Division of WAC

COMPOSITE COACHING RECORDS

Coach	Yrs	Years	Games	W	L	Pct.
Kathleen Wallace	1974-75	1	17	11	6	.667
Paul Havenar	1975-77	2	36	6	30	.167
Ann Matlock	1977-83	6	160	78	82	.488
Lee Swayze	1983-86	3	83	32	51	.386
Brian Berger	1986-90	3.5	99	44	55	.444
Jan Martin	1990	0.5	13	3	10	.231
Greg Williams	1990-97	7	196	108	88	.556
Tom Collen	1997-02	5	162	129	33	.796
Chris Denker	2003-05	3	91	53	38	.525
Jen Warden	2005-08	3	90	21	69	.233
Kristen Holt	2008-12	4	121	50	71	.413
Ryun Williams	2012-	1	30	11	19	.367
Total		**39**	**1,098**	**546**	**552**	**.498**



In his seven seasons (1990-97) on the Rams' sideline, Greg Williams recorded more wins (196) than any coach in CSU history.



Tom Collen won nearly 80 percent of his games as coach of Colorado State and led the Rams to the 1999 NCAA Sweet 16.

Kathleen Wallace
First head coach in program history
Record: 11-6 (.647)
One season: 1974-75

1974-75 (11-6)

01-09	Denver	W, 93-21
01-17	Utah State	L, 49-56
01-18	Weber State	W, 52-46
01-24	at New Mexico	W, 55-52
01-25	at New Mexico State	L, 49-52
01-29	at Wyoming	W, 69-46
01-31	Colorado	W, 74-53
02-06	at Colorado	W, 81-42
02-14	at BYU	L, 53-60
02-15	at Utah	L, 32-49
02-19	at Northern Colorado	L, 45-72
02-21	Arizona State	W, 46-40
02-22	Arizona	W, 57-46
02-28	Northern Colorado	W, 64-53
03-01	Wyoming	W, 40-39
03-05	#Utah	W, 52-46
03-07	#Utah State	L, 45-61

IAIAW Regionals, Flagstaff, Ariz.

Paul Havenar
Second head coach in program history
Record: 6-30 (.167)
Two seasons: 1975-77

1975-76 (3-14)

11-20	Colorado	L, 38-53
12-12	Wyoming	L, 40-50
01-15	New Mexico	L, 47-69
01-16	New Mexico State	L, 44-61
01-17	UTEP	W, 55-51
01-23	at Colorado	L, 48-85
01-28	at Colorado	L, 41-70
02-06	BYU	L, 54-58
02-07	Utah	L, 37-44
02-09	Northern Colorado	L, 59-61
02-12	at Arizona	L, 39-56
02-13	at Arizona State	L, 51-57
02-14	at Northern Arizona	W, 70-52
02-20	at Northern Colorado	L, 54-63
02-21	at Wyoming	W, 48-38
02-27	at Utah State	L, 43-78
02-28	at Weber State	L, 47-63

1976-77 (3-16, 0-13 IAIAW)

12-03	at Colorado	L, 79-90
12-10	at Northern Colorado	L, 74-87
12-18	at Wyoming	W, 70-58
01-05	Phillips	L, 48-82
01-06	Graceland	W, 74-63
01-07	Oklahoma	W, 59-56
01-14	*Colorado	L, 40-62
01-28	*at BYU	L, 54-79
01-29	*at Utah	L, 46-83
02-03	*Arizona	L, 70-82
02-04	*Arizona State	L, 49-79
02-05	*Northern Arizona	L, 49-56
02-11	*Northern Colorado	L, 56-73
02-12	*Wyoming	L, 52-55
02-18	*Utah State	L, 64-65
02-19	*Weber State	L, 64-74
02-24	*at New Mexico	L, 69-86
02-25	*at New Mexico St.	L, 63-77
02-26	*at UTEP	L, 48-54

Ann Matlock
Third head coach in program history
Record: 78-82 (.488)
Six seasons: 1977-83

1977-78 (6-13, 2-11 IAIAW)

11-17	at Colorado	L, 62-86
11-18	at Denver	W, 81-58
12-05	at Wyoming	W, 87-75
12-09	Rocky Mtn. College	W, 69-67
01-10	at Denver	W, 76-70
01-20	*UTEP	L, 67-71 (ot)
01-21	*New Mexico State	L, 69-89
01-26	Northern Colorado	L, 58-67
01-27	*Northern Arizona	W, 71-58
01-28	*Arizona State	L, 61-86
02-03	*Arizona	L, 44-71
02-04	*New Mexico	L, 50-85
02-10	*at BYU	L, 62-93
02-11	*at Utah	L, 52-81
02-17	*Weber State	L, 88-92
02-18	*Utah State	L, 51-91
02-25	*Wyoming	L, 74-89
03-02	*Colorado	W, 80-69
03-04	*Northern Colorado	L, 68-83

1978-79 (7-19, 1-12 IAIAW)

11-03	at Denver	L, 54-55
11-14	Denver	L, 70-72
11-17	Colorado	L, 60-83
11-27	Northern Colorado	W, 71-49
11-30	Western Wyoming	W, 82-40
12-02	at Southern Colorado	L, 48-49
12-09	at Colorado Mines	W, 72-29
12-15	Texas A&M	L, 54-65
01-03	^Nebraska-Omaha	L, 41-80
01-04	^at Wichita State	W, 78-74
01-05	^Phillips	L, 51-64
01-09	Colorado Mines	W, 65-49
01-13	*at Colorado	L, 55-97
01-15	Southern Colorado	W, 58-41
01-19	*at Northern Colorado	L, 54-60
01-26	*at New Mexico State	L, 53-73
01-27	*at UTEP	W, 63-55
02-02	*Arizona State	L, 76-77
02-03	*Northern Arizona	L, 77-82
02-09	*New Mexico	L, 49-78
02-10	*Arizona	L, 73-78
02-16	*Utah	L, 67-71
02-17	*BYU	L, 72-101
02-23	*at Utah State	L, 59-99
02-24	*at Weber State	L, 51-97
02-28	*Wyoming	L, 62-74

^ Wichita State Tournament, Wichita, KS

1979-80 (11-14, 2-8 IAIAW)

11-13	Air Force	L, 83-94
11-16	at Colorado	L, 48-112
11-17	South Dakota	W, 63-51
11-27	at Colorado College	W, 70-67
12-01	at Northern Colorado	W, 86-63
12-04	Colorado College	W, 95-82
12-07	Colorado Mines	W, 121-39
12-10	at Air Force	L, 79-84
12-29	^Montana	W, 72-66 (ot)
12-30	^at Montana State	L, 67-77
01-04	Denver	W, 90-72
01-10	*UTEP	W, 81-72
01-12	*New Mexico	L, 61-79
01-14	Iowa	L, 67-74
01-15	at Colorado Mines	W, 99-64
01-18	*at Utah	L, 78-87
01-19	*at BYU	L, 67-138
01-25	*at Wyoming	L, 83-93
02-08	*at New Mexico	L, 65-81
02-09	*at UTEP	L, 104-115 (2ot)
02-15	*BYU	W, 86-83
02-16	*Utah	L, 66-77
02-23	*Wyoming	L, 74-88
02-29	Utah State	L, 75-84
03-01	Northern Colorado	W, 89-74

^Montana St. Christmas Tourn., Bozeman, MT

1980-81 (17-14, 5-5 IAIAW)

11-18	at Air Force	W, 82-71
11-22	at Colorado College	W, 86-76
11-25	Northern Colorado	W, 93-59
11-28	Eastern Washington	L, 64-71
11-29	Colo. Women's Coll.	W, 86-69
12-04	^Oregon State	L, 71-96
12-05	^Weber State	L, 64-88
12-06	^Cal State L.A.	W, 93-71
12-09	Winnipeg	W, 83-66
12-12	Colorado College	W, 70-64
12-19	Baylor	L, 67-75
12-20	Colorado	L, 77-94
01-05	!Northern Colorado	W, 84-56
01-06	!at Wyoming	W, 78-73
01-10	*UTEP	L, 62-66
01-13	Southern Colorado	W, 86-71
01-17	*Wyoming	W, 86-59
01-22	*at Utah	L, 71-85
01-23	*at BYU	L, 80-104
01-27	at Colo. Women's	L, 69-80
01-30	$Ohio State	L, 66-67
01-31	$National College	L, 67-72
02-03	Southern Colorado	W, 83-70
02-07	at Denver	W, 80-66
02-13	*at UTEP	W, 75-51
02-14	*at New Mexico	W, 66-61
02-21	*at Wyoming	W, 69-54
02-24	*New Mexico	W, 66-58
02-25	*Utah	L, 73-79
02-28	*BYU	L, 78-97
03-05	#New Mexico State	L, 66-67

^Cal Invite, Berkeley, CA; !Wyoming Invite, Laramie, WY; $Central Missouri State Invite, Warrensburg, MO; #AIAW Regionals, Las Cruces, NM

1981-82 (23-9, 6-4 IAIAW)

11-19	^North Texas State	W, 78-63
11-20	^at Utah State	W, 92-77
11-21	^California	L, 79-87
11-28	Colorado Women's	W, 105-63
12-04	%Arizona State	L, 80-94
12-05	%UC Irvine	W, 77-68 (ot)
12-06	%Cal State Fullerton	L, 59-70
12-08	Air Force	W, 82-69
12-11	Nebraska	W, 89-78
12-12	Western State	W, 83-68
12-19	at Colorado	L, 76-79
01-01	Montana State	W, 68-61
01-02	*at Wyoming	L, 68-81
01-05	Southern Colorado	W, 118-54
01-07	*BYU	W, 88-80
01-09	*Utah	W, 79-66
01-13	at Northern Colorado	W, 74-63
01-15	at Southern Colorado	W, 92-45
01-16	at Colorado College	W, 66-38
01-28	*at New Mexico	W, 83-58
01-30	*at UTEP	W, 75-70
02-05	*at Utah	L, 59-74
02-06	*at BYU	L, 67-88
02-09	Utah State	W, 78-55
02-11	*UTEP	W, 92-55
02-13	*New Mexico	L, 54-57
02-19	Denver	W, 79-52
02-23	at Air Force	W, 75-60
02-26	Colorado College	W, 84-47
02-27	*Wyoming	W, 63-62
03-13	#at Colorado	L, 61-70
03-14	#Utah State	W, 89-75

^Utah State Invite, Logan, UT; %Cal. Invite, Berkeley, CA; #IAIAW Regionals, Boulder, CO

1982-83 (14-13, 5-6 HCAC)

11-19	^California	W, 76-74
11-20	^at Colorado	L, 49-78
11-26	$Washington State	W, 64-48
11-27	$at Idaho	L, 71-93
12-02	at Colorado	L, 56-90
12-03	Weber State	L, 73-94
12-08	Colorado	L, 60-72
12-31	%Western Oregon	W, 74-71
01-01	%at Chico State	W, 61-53
01-02	%Portland State	L, 54-70
01-12	Utah State	W, 78-57
01-20	*BYU	L, 61-89
01-22	*Utah	W, 77-71
01-28	Northern Colorado	W, 70-63
02-03	at Air Force	L, 71-73
02-05	*Wyoming	W, 65-54
02-08	Baylor	W, 67-66
02-10	*New Mexico State	W, 68-67
02-12	*New Mexico	W, 70-57
02-17	*at BYU	L, 62-79
02-19	*at Utah	L, 71-85
02-21	*at Utah State	L, 81-84
02-23	Air Force	W, 95-74
03-01	at Northern Colorado	W, 70-56
03-05	*at Wyoming	W, 85-65
03-10	*at New Mexico	L, 61-68
03-12	*at New Mexico State	L, 72-75

^AVIA Lady Buff Invite, Boulder, CO; $Idaho Invite, Moscow, ID; %Chico State Invite, Chico, CA

Lee Swayze
Fourth head coach in program history
Record: 32-51 (.386)
Three seasons: 1983-86

1983-84 (12-15, 4-6 HCAC)

11-21	+Idaho State	W, 72-53
11-22	+Montana State	L, 78-81
11-23	at Weber State	L, 86-88
12-03	!at California	L, 83-93

12-04	!New Mexico	L, 64-95
12-07	at Colorado	L, 69-82
12-29	^Creighton	L, 56-66
12-30	^Oklahoma City	W, 76-63
01-04	West Texas State	W, 81-80
01-05	&San Jose State	W, 68-55
01-06	&at Montana	L, 46-68
01-10	Colorado	W, 63-48
01-12	Southwest Texas St.	W, 72-62
01-19	Creighton	L, 50-64
01-21	Utah State	W, 65-45
01-28	*at Wyoming	W, 59-57
02-02	*at BYU	L, 60-77
02-04	*at Utah	L, 53-70
02-06	Hawai'i	W, 73-66
02-09	*New Mexico	W, 64-54
02-11	*New Mexico State	W, 72-50
02-25	*Wyoming	W, 66-55
03-01	*Utah	L, 47-69
03-03	*BYU	L, 75-77 (ot)
03-06	at UTEP	L, 60-65
03-08	*at New Mexico State	L, 52-65
03-10	*at New Mexico	L, 54-68

+Utah State Invite, Logan, UT; !Cal Invite, Berkeley, CA; %Pizza Hut Classic, Wichita, KS; &Montana Lady Griz Classic, Missoula, MT

1984-85 (13-15, 4-8 HCAC)

11-24	Wichita State	W, 60-48
11-29	!at Oregon State	L, 58-77
11-30	!BYU	L, 55-76
12-01	South Dakota	L, 65-66
12-05	Colorado	W, 61-56
12-07	^BYU	L, 61-76
12-08	^Biola	W, 73-38
12-15	Weber State	W, 71-55
12-18	Montana State	W, 75-53
12-29	Nebraska-Omaha	W, 71-58
12-30	UNLV	L, 50-60
01-03	at West Texas State	L, 58-75
01-05	at Oklahoma City	L, 63-68
01-10	Washington State	W, 70-42
01-12	Mesa College	W, 81-60
01-19	Air Force	W, 71-47
01-23	*at Utah State	L, 71-79
01-25	*at Utah	L, 46-73
01-26	*at BYU	L, 63-99
02-02	*Wyoming	W, 59-57
02-07	*New Mexico State	L, 57-60
02-09	*New Mexico	W, 70-56
02-14	*Utah	L, 68-80
02-21	*BYU	L, 66-84
02-23	*Utah State	W, 76-69
03-02	*at Wyoming	W, 51-47
03-07	*at New Mexico	L, 65-71
03-09	*at New Mexico St.	L, 70-81(ot)

!Oregon State Invite, Corvallis, OR; ^Arizona State Dial Classic, Tempe, AZ

1985-86 (7-21,4-8 HCAC)

11-22	Denver	W, 62-56
11-29	^Florida State	L, 53-68
11-30	^at Wichita State	L, 52-71
12-04	at Air Force	L, 68-71
12-11	at Colorado	L, 61-89
12-19	Montana	L, 50-79
12-21	West Texas State	L, 58-80
01-02	Oregon State	W, 54-42
01-07	at Weber State	L, 56-58
01-09	at Nevada	L, 41-69
01-11	Northern Colorado	W, 72-54
01-16	at Nebraska-Omaha	L, 63-72
01-18	at Creighton	L, 47-75
01-23	*Utah State	W, 74-73
01-25	*Utah	L, 57-70
01-27	at Arizona State	L, 48-85
01-29	at Northern Arizona	L, 53-73
02-02	*Wyoming	W, 68-64
02-03	Northern Arizona	L, 43-54
02-06	*at New Mexico State	L, 38-68
02-08	*at New Mexico	W, 75-60
02-15	*BYU	L, 55-93
02-18	*at Utah	L, 39-69
02-20	*at Utah State	W, 71-62
02-22	*at BYU	L, 75-98
03-01	*at Wyoming	L, 64-73
03-06	*New Mexico	L, 42-53
03-08	*New Mexico State	L, 57-72

^Pizza Hut Classic, Wichita, KS

Brian Berger
Fifth head coach in program history
Record: 44-55 (.444)
Three seasons: 1986-89

1986-87 (9-19, 3-9 HCAC)

11-28	^Stephen F. Austin	L, 48-71
11-29	^Sam Houston State	W, 71-63
12-02	Air Force	W, 76-59
12-06	Idaho State	W, 60-52
12-10	Colorado	L, 64-75
12-12	Wichita State	L, 73-74 (2ot)
12-13	Cal State Fullerton	L, 53-63
12-20	Weber State	W, 69-60
01-01	at Montana State	L, 59-67
01-03	at Montana	L, 46-70
01-05	Pennsylvania	W, 85-52
01-09	at Oklahoma State	L, 47-65
01-10	at Oklahoma	L, 58-72
01-12	at Western Michigan	L, 74-84
01-14	at Detroit	L, 55-60
01-27	*at Wyoming	L, 49-57
01-29	*Utah	L, 41-62
01-31	at Air Force	W, 76-73
02-05	*New Mexico State	L, 54-79
02-07	*New Mexico	W, 57-49
02-10	*at Utah	L, 60-72
02-12	*at BYU	L, 67-84
02-14	*at Utah State	W, 67-51
02-21	*Wyoming	L, 59-77
02-26	*at New Mexico	L, 49-60
02-28	*at New Mexico State	L, 54-62
03-05	*BYU	L, 62-72
03-07	*Utah State	W, 73-45

^Cowgirl Classic, Stillwater, OK

1987-88 (13-15, 3-7 HCAC)

11-27	^SMU	W, 56-55
11-28	^Portland State	W, 71-67
12-04	Montana State	L, 56-65
12-05	Western Illinois	W, 70-51
12-09	Regis	W, 71-62
12-11	$at Northern Arizona	L, 53-57
12-12	$Eastern Illinois	W, 88-78
12-17	Denver	W, 55-44
12-30	George Washington	L, 54-69
01-02	at Loyola Marymount	L, 56-67
01-05	at Pepperdine	L, 52-68
01-06	at Cal State LA	W, 67-57
01-09	at Colorado	L, 59-82
01-15	Portland State	W, 74-70
01-16	at Northern Colorado	W, 69-67
01-19	at SW Texas St.	L, 68-76
01-20	at Texas San Antonio	L, 55-64
01-23	UTEP	W, 74-57
01-30	*Wyoming	W, 60-51
02-04	*at Utah	L, 35-89
02-06	*at BYU	L, 73-75
02-11	*New Mexico State	L, 59-60
02-13	*Creighton	W, 71-61
02-18	*BYU	W, 74-53
02-20	*Utah	L, 55-65
02-25	*at Creighton	L, 43-61
02-27	*at New Mexico State	L, 54-87
03-05	*at Wyoming	L, 45-61

^Idaho Tournament, Moscow, ID; $Northern Arizona Tournament, Flagstaff, AZ

1988-89 (13-15, 3-7 HCAC)

11-25	^at Kansas State	L, 56-70
11-26	^Eastern Illinois	L, 65-82
12-02	Portland	W, 75-53
12-03	Idaho	L, 60-69
12-09	$Western Michigan	L, 74-80
12-10	$Northern Iowa	W, 60-56
12-16	Cal State LA	L, 52-53
12-17	at Regis	W, 80-58
12-30	Colorado	L, 47-74
01-03	Wisconsin-Green Bay	L, 62-77
01-06	Loyola Marymount	W, 55-45
01-07	Southwest Texas St.	W, 85-80
01-13	UTEP	W, 67-60
01-14	Texas-San Antonio	W, 71-57
01-17	Denver	W, 64-48
01-20	Southern Utah	W, 80-55
01-27	*at BYU	L, 68-88
01-28	*at Utah	L, 48-64
02-03	*Creighton	W, 80-59
02-04	*New Mexico State	L, 71-73
02-08	Northern Colorado	W, 53-45
02-11	*Wyoming	W, 63-53
02-16	*at New Mexico State	L, 65-74
02-18	*at Creighton	L, 65-81
02-25	*at Wyoming	L, 56-73
03-03	*Utah	L, 68-74
03-04	*BYU	W, 97-76
03-10	#Utah	L, 70-80

^McCall Pattern Tourn., Manhattan, KS; $Wisconsin-Green Bay Tourn., Green Bay, WI

Jan Martin
Interim head coach for final 13 games of 1990
Record: 3-10 (.300)
One season: 1990

1989-90 (12-16, 3-7 HCAC)

11-24	^Moorhead State	W, 93-56
11-25	^at Montana State	W, 64-61
12-01	Pepperdine	L, 50-55
12-02	Weber State	W, 55-54
12-07	Idaho State	L, 50-55
12-09	Missouri-Kansas City	W, 54-48
12-16	at Metro State	W, 74-58
12-18	Boise State	L, 51-54
12-30	at Colorado	L, 61-91
01-02	at Santa Clara	W, 65-60
01-04	at San Francisco	L, 45-53
01-06	at Portland State	L, 52-64
01-08	at Portland	W, 69-65 (ot)
01-12	Denver	W, 79-42
01-13	Texas-Pan American	W, 80-38
01-19	%Portland State	L, 72-76
01-20	%at Mo-Kansas City	L, 42-68
01-26	*New Mexico State	L, 78-80
01-27	*Creighton	W, 86-73
02-03	*Wyoming	L, 54-63
02-09	*at Utah	L, 70-95
02-10	*at BYU	W, 87-72
02-17	*at Wyoming	L, 76-81 (ot)
02-23	*BYU	W, 86-64
02-24	*Utah	L, 53-64
03-01	*at Creighton	L, 81-82
03-03	*at New Mexico State	L, 58-66
03-08	#Wyoming	L, 65-78

^GranTree Classic, Bozeman, MT; % Missouri-Kansas City Classic, Kansas City, MO

Greg Williams
Sixth head coach in program history
Record: 108-88 (.551)
Seven seasons: 1990-97
First head coach with a winning record while at CSU

1990-91 (11-16, 4-8 WAC)

11-23	at Weber State	L, 57-75
11-24	at Idaho State	L, 57-69
11-27	at Air Force	L, 66-75
12-01	^Florida	W, 69-65
12-02	^at Louisville	L, 65-75
12-07	Montana State	W, 63-55
12-08	Portland	W, 68-61
12-15	at Denver	W, 62-54
12-16	Oklahoma State	L, 61-78
12-18	Metro State	W, 83-47
12-29	Northern Iowa	L, 49-53
12-31	at San Diego	L, 48-58
01-02	at Loyola Marymount	L, 56-69
01-05	Colorado	W, 57-51
01-11	*at Creighton	L, 57-84
01-13	Southern Colorado	W, 88-74
01-19	*at Wyoming	L, 52-70
01-25	*BYU	W, 80-75 (ot)
01-26	*Utah	L, 49-87
01-31	*at San Diego State	L, 50-73
02-02	*at UTEP	W, 69-64 (ot)
02-09	*Creighton	L, 60-113
02-16	*Wyoming	L, 64-71
02-22	*at Utah	L, 51-66
02-23	*at BYU	L, 60-74
02-28	*San Diego St.	W, 73-69 (ot)
03-02	*UTEP	W, 74-57

^Derby City Classic, Louisville, KY

1991-92 (8-19, 3-11 WAC)

11-22	Arizona	L, 77-79
11-24	Denver	W, 84-83
11-26	at Colorado	L, 50-77

11-29	^at Boise State	L, 68-87
11-30	^Southern Utah	W, 84-68
12-06	Idaho State	L, 69-73
12-07	Weber State	L, 68-81
12-15	Northern Colorado	W, 88-79
12-29	at Northern Iowa	L, 68-71
01-04	Air Force	W, 71-68
01-07	at Southern Colorado	W, 83-73
01-11	San Diego	L, 72-76
01-16	*Utah	L, 70-87
01-18	*BYU	L, 77-83
01-23	*at New Mexico	W, 83-57
01-25	*at San Diego State	L, 62-101
02-01	*Wyoming	L, 60-78
02-06	*UTEP	W, 72-65
02-08	*Creighton	L, 73-99
02-13	*at BYU	L, 78-90
02-15	*at Utah	L, 52-78
02-20	*San Diego State	L, 74-82
02-22	*New Mexico	W, 93-52
02-29	*at Wyoming	L, 57-117
03-05	*at Creighton	L, 59-81
03-07	*at UTEP	L, 59-73
03-12	#BYU	L, 65-85

^Real Dairy Classic, Boise, ID; # WAC Tournament, Salt Lake City, UT

1992-93 (13-14, 4-10 WAC)

12-01	Northern Colorado	W, 91-62
12-04	^Ohio	L, 53-58
12-05	^Austin Peay	W, 77-70
12-10	Colorado	L, 69-90
12-12	Baylor	W, 81-79
12-13	Loyola Marymount	W, 82-70
12-21	Toledo	W, 85-80
12-28	at UC Santa Barbara	L, 66-74
12-30	at Cal St. Northridge	W, 67-52
01-04	Southern Colorado	W, 106-42
01-08	at Idaho State	W, 66-52
01-09	at Weber State	W, 78-73
01-16	*at Wyoming	L, 69-83
01-22	*BYU	L, 61-74
01-23	*Utah	L, 54-81
01-28	*at San Diego State	L, 59-82
01-30	*at Fresno State	W, 71-65
02-04	*New Mexico	W, 73-48
02-06	*UTEP	L, 41-54
02-13	*Wyoming	W, 70-58
02-19	*at Utah	L, 55-71
02-20	*at BYU	L, 71-84
02-25	*Fresno State	W, 76-60
02-27	*San Diego State	L, 60-64
03-04	*at UTEP	L, 48-72
03-06	*at New Mexico	L, 73-74
03-10	#at Utah	L, 48-62

^Indiana Tournament, Bloomington, IN; # WAC Tournament, Salt Lake City, UT

1993-94 (15-14, 5-9 WAC)

11-26	Southern Utah	W, 78-60
11-30	at Colorado	L, 55-75
12-03	^Tennessee Tech	W, 65-51
12-04	^Villanova	L, 63-67
12-09	CU-Colorado Springs	W, 82-59
12-11	Texas Christian	W, 92-69
12-18	$at Pepperdine	W, 59-53
12-19	$Virginia Tech	L, 69-73
12-28	at Northern Arizona	W, 71-61
12-30	at Southern Utah	L, 70-82
01-07	Weber State	W, 70-54
01-08	Idaho State	W, 72-51
01-13	*New Mexico	W, 59-54
01-15	*UTEP	L, 60-71
01-20	*at BYU	L, 77-86
01-22	*at Utah	L, 50-72
01-27	*San Diego State	L, 47-53
01-29	*Fresno State	L, 51-59
02-04	*at Fresno State	W, 55-53
02-06	*at San Diego State	L, 50-84
02-10	*Utah	W, 78-69
02-12	*BYU	L, 78-79 (2ot)
02-19	*at Wyoming	L, 78-82
02-25	*at New Mexico	W, 74-47
02-27	*at UTEP	W, 61-58
03-05	*Wyoming	L, 67-70 (ot)
03-09	#at Utah	W, 69-57
03-11	#BYU	W, 67-57
03-12	#San Diego State	L, 47-51

^UNLV 7-Up Desert Classic, Las Vegas, NV; $Pepperdine Tournament, Malibu, CA; # WAC Tournament, Salt Lake City, UT

1994-95 (14-13, 6-8 WAC)

11-25	^Pennsylvania	W, 69-50
11-26	^Tulane	W, 76-56
11-28	Northern Arizona	W, 87-75
12-02	$Alabama	L, 62-74
12-03	$at UC Irvine	L, 65-76
12-21	Long Beach State	W, 79-72
12-28	at Santa Clara	L, 70-82
12-30	at Sacramento St.	W, 81-63
01-03	at Weber State	L, 68-90
01-05	at Idaho State	W, 75-71
01-07	Pepperdine	W, 82-70
01-12	*at New Mexico	W, 71-63
01-14	*at UTEP	L, 52-73
01-20	*Wyoming	W, 59-52
01-26	*Fresno State	L, 54-57
01-28	*San Diego State	L, 46-56
02-02	*at San Diego State	L, 51-73
02-04	*at Fresno State	W, 49-48
02-09	*BYU	W, 83-70
02-11	*Utah	L, 59-76
02-16	*at Utah	L, 48-62
02-18	*at BYU	L, 63-92
02-23	*UTEP	W, 66-52
02-25	*New Mexico	W, 65-58
03-02	*at Wyoming	L, 61-71
03-04	Cal Poly	W, 83-62
03-08	#UTEP	L, 53-59

^Coors Rocky Mountain Invite, Ft. Collins, CO; $Disneyland Tournament, Irvine, CA; # WAC Tournament, Albuquerque, NM

1995-96 (26-5, 12-2 WAC)

11-24	^Brown	W, 85-72
11-25	^Texas Tech	L, 79-91
12-01	$at Nevada	W, 60-49
12-02	$Northwestern State	W, 82-72
12-08	%Louisville	W, 74-65
12-09	%at George Wash.	L, 67-72
12-18	Santa Clara	W, 63-55
12-29	&at St. John's	W, 72-53
12-30	&James Madison	W, 62-50
01-03	Rice	W, 73-66
01-05	Idaho State	W, 82-59
01-06	Weber State	W, 80-67
01-11	*New Mexico	W, 74-45
01-13	*UTEP	W, 100-49
01-20	*at Wyoming	W, 83-66
01-25	*at Utah	L, 52-66
01-27	*at BYU	W, 82-80 (ot)
02-01	*San Diego State	W, 66-58
02-03	*Fresno State	W, 83-68
02-08	*at San Diego State	L, 64-66
02-10	*at Fresno State	W, 67-46
02-15	*BYU	W, 80-77
02-17	*Utah	W, 78-74
02-22	*at New Mexico	W, 71-59
02-24	*at UTEP	W, 68-54
03-03	*Wyoming	W, 76-59
03-06	#UTEP	W, 60-46
03-08	#San Diego State	W, 64-58
03-09	#New Mexico	W, 72-65
03-17	!Nebraska	W, 66-62
03-18	!Stanford	L, 63-94

^Coors Rocky Mountain Invite, Ft. Collins; $Nevada Holiday Inn Classic, Reno, NV; % George Washington Invite, Washington, D.C.; &Red Storm Christmas Invite,Jamaica, NY;; # WAC Tournament, Albuquerque, NM; !NCAA,Stanford, CA

1996-97 (21-7, 12-4 WAC)

11-22	at Washington State	W, 84-63
11-24	at Eastern Wash.	L, 67-70
11-29	^Sacramento State	W, 75-59
11-30	^Davidson	W, 102-75
12-03	Minnesota	W, 78-60
12-06	$Fresno Pacific	W, 90-60
12-07	$Idaho State	W, 97-53
12-13	%Southern California	W, 67-64
12-14	%at UC Irvine	W, 77-65
12-28	&Rhode Island	W, 77-60
12-29	&at Tulane	L, 72-105
01-02	*at Air Force	W, 64-55
01-04	*at UNLV	W, 68-52
01-11	*at Wyoming	W, 75-61
01-16	*Hawai'i	W, 84-73
01-18	*San Diego State	L, 53-70
01-23	*at Fresno State	W, 66-61
01-25	*at San Jose State	W, 88-62
01-30	*UNLV	W, 89-55
02-01	*Air Force	W, 61-46
02-06	*Wyoming	L, 65-66
02-08	*at Utah	W, 79-68 (3 ot)
02-13	*at San Diego State	L, 53-61
02-15	*at Hawai'i	W, 71-64
02-20	*San Jose State	W, 80-55
02-22	*Fresno State	W, 73-62
02-27	*Utah	L, 59-68
03-05	#SMU	L,64-69

^Coors Rocky Mountain Invite, Ft. Collins, CO; $Cal Poly Tournament, San Luis Obispo, CA; %UCI-Marriott Classic, Irvine, CA; &Tulane Doubletree Classic, New Orleans, LA; # WAC Tournament, Las Vegas, NV

Tom Collen

Seventh head coach in program history
Record: 129-33 (.797)
Five seasons: 1997-2002
Winningest coach in program history

1997-98 (24-6, 11-3 WAC)

11-21	Washington State	W, 83-71
11-25	at Minnesota	W, 76-58
11-28	^Georgia State	W, 94-70
11-29	^Akron	W, 93-68
12-05	$Butler	W, 73-71
12-06	$at Indiana	W, 75-63
12-12	%Ohio	W, 93-81
12-13	%Georgia Southern	W, 95-81
12-28	UC Santa Barbara	L, 98-105
12-30	Eastern Washington	W, 75-43
01-01	*Air Force	W, 97-59
01-03	*UNLV	W, 90-50
01-08	*at New Mexico	W, 66-63
01-10	*at UTEP	L, 62-69
01-15	*BYU	W, 81-75
01-18	*Utah	L, 68-69
01-22	at San Jose State	W, 70-56
01-24	*Wyoming	W, 99-67
01-29	*at UNLV	W, 91-75
01-31	*at Air Force	W, 97-46
02-05	*UTEP	W, 85-55
02-08	*New Mexico	W, 83-72
02-12	*at BYU	W, 88-78
02-14	*at Utah	L, 53-67
02-19	*at Wyoming	W, 62-43
02-21	San Jose State	W, 108-56
03-04	#SMU	W, 67-64 (ot)
03-06	#New Mexico	L, 60-76
03-14	!Drake	W, 81-75
03-16	!at Purdue	L, 63-77

^Coors Rocky Mountain Invite, Ft. Collins, CO; $IU Full-O-Pepp Classic, Bloomington, IN; %Hatter Classic, Deland, FL; # WAC Tournament, Las Vegas, NV; !NCAA, West Lafayette, IN

1998-99 (33-3, 14-0 WAC)

11-13	^Valparaiso	W, 97-71
11-16	^at Oregon	W, 72-70
11-19	^Florida	W, 80-65
11-20	^Rutgers	W, 71-60
11-23	at Oregon State	W, 79-61
11-25	at Portland State	W, 84-70
11-27	$Furman	W, 96-70
11-28	$LaSalle	W, 95-47
12-03	at Utah	W, 70-69
12-05	at Weber State	W, 72-65
12-18	at Santa Clara	W, 66-65
12-20	%Wake Forest	W, 84-69
12-21	%at California	L, 75-80
12-27	Arizona	W, 80-70
12-31	Radford	W, 81-43
01-02	Wisc.-Green Bay	W, 83-69
01-07	*Tulsa	W, 87-54
01-10	*Rice	W, 63-45
01-14	*at TCU	W, 89-76
01-16	*at SMU	W, 74-67
01-23	*at Wyoming	W, 93-67
01-28	*Air Force	W, 97-32
01-30	*UNLV	W, 91-55
02-04	*at Rice	W, 67-50
02-06	*at Tulsa	W, 64-50
02-11	*TCU	W, 89-66
02-14	*SMU	W, 69-52
02-20	*Wyoming	W, 101-68
02-25	*at UNLV	W, 75-68
02-27	*at Air Force	W, 97-70
03-03	#at UNLV	W, 71-67
03-05	#Rice	W, 70-52
03-06	#SMU	L, 49-65
03-12	!Cal State Northridge	W, 71-59
03-14	!SW Missouri State	W, 86-70
03-20	!UCLA	L, 68-77

^Pre-Season WNIT, Ft. Collins, CO and Eugene, OR; $Coors Rocky Mountain Invite, Ft Collins, CO; %Oakland

Tribune Classic, Berkeley, CA; # WAC Tournament, Las Vegas, NV; !NCAA Tournament, Ft. Collins, CO and Los Angeles, CA

1999-2000 (23-10, 9-5 MW)

11-19	Michigan	L, 65-69
11-23	Utah	W, 58-47
11-26	^Vermont	W, 102-69
11-27	^California	W, 66-57
12-01	Colorado	W, 73-67
12-04	at Northern Arizona	W, 76-52
12-06	at Arizona	L, 75-89
12-12	Portland State	W, 74-38
12-19	Weber State	W, 86-59
12-21	Oregon State	W, 60-51
12-29	Washington	W, 92-64
01-07	Santa Clara	L, 66-67
01-10	at Tulsa	W, 71-68 (ot)
01-15	*Wyoming	W, 86-69
01-20	*at BYU	W, 63-52
01-22	*at Utah	L, 52-77
01-26	*Air Force	W, 91-73
01-29	*New Mexico	W, 79-51
02-03	*at UNLV	W, 81-79
02-05	*at San Diego State	L, 58-68
02-11	*at Wyoming	W, 89-48
02-17	*BYU	W, 84-74
02-19	*Utah	W, 57-56
02-24	*at Air Force	W, 67-45
02-26	*at New Mexico	L, 59-67
03-02	*UNLV	L, 69-84
03-04	*San Diego State	L, 51-58
03-08	#Wyoming	W, 79-57
03-10	#BYU	L, 69-77
03-16	%Arizona State	W, 66-54
03-18	%Southern Cal	W, 66-56
03-22	%Long Beach State	W, 65-63
03-25	%at Wisconsin	L, 60-78

^Coors Rocky Mountain Invite, Ft. Collins, CO; # MW Tournament, Las Vegas, NV; %Women's NIT, Ft. Collins, CO and Madison, WI

2000-01 (25-7, 10-4 MW)

11-17	^Idaho	W, 71-60
11-18	^at Nevada	W, 70-48
11-24	$St. Bonaventure	W, 105-82
11-25	$Indiana State	W, 85-57
11-27	Eastern Michigan	W, 102-65
11-29	Oakland	W, 78-68
12-03	Northwestern State	W, 81-49
12-06	at Colorado	W, 72-70
12-17	Tulsa	L, 64-67
12-19	Northern Arizona	W, 77-54
12-29	at Washington	W, 66-64
01-02	at Marquette	W, 83-82 (2ot)
01-04	at Wisc.-Green Bay	L, 56-69
01-13	*at Wyoming	W, 76-51
01-18	*at Utah	L, 51-73
01-20	*at BYU	L, 55-66
01-25	*Air Force	W, 88-53
01-27	*New Mexico	W, 65-58
02-01	*at UNLV	W, 69-62
02-03	*at San Diego State	W, 55-54
02-10	*Wyoming	W, 69-49
02-15	*BYU	W, 77-72
02-17	*Utah	L, 59-67
02-22	*at New Mexico	L, 68-72
02-24	*at Air Force	W, 73-44
03-01	*San Diego State	W, 81-67
03-03	*UNLV	W, 72-61
03-07	#Wyoming	W, 70-59
03-09	#New Mexico	W, 70-65
03-10	#BYU	W, 59-56
03-17	!Maryland	W, 83-69
03-19	!at Connecticut	L, 44-89

^Nevada Tournament, Reno, NV; $Coors Rocky Mountain Invite, Ft. Collins, CO; # MW Tournament, Las Vegas, NV; !NCAA, Storrs, CT

2001-02 (24-7, 12-2 MW)

11-16	Sacramento State	W, 102-30
11-21	Notre Dame	W, 72-66
11-23	$West Virginia	W, 85-74
11-24	$Evansville	W, 82-53
11-28	Colorado	W, 81-69
12-03	Nevada	W, 84-57
12-09	%Florida International	L, 72-75
12-14	^Xavier	W, 65-48
12-15	^Louisville	W, 82-72
12-19	Cal State Fullerton	W, 91-55
12-28	at Eastern Michigan	W, 66-56
12-30	at Oakland	L, 71-77
01-02	Marquette	L, 52-56
01-04	Loyola Marymount	W, 71-57
01-10	*at BYU	W, 81-64
01-12	*at Utah	W, 87-77 (3ot)
01-17	*San Diego State	W, 58-49
01-19	*UNLV	W, 62-57
01-25	*Wyoming	W, 57-49
01-31	*at New Mexico	L, 50-56
02-02	*at Air Force	W, 63-55
02-07	*Utah	W, 58-53
02-09	*BYU	W, 75-65
02-14	*at UNLV	L, 59-71
02-16	*at San Diego State	W, 69-60
02-23	*at Wyoming	W, 64-62 (ot)
02-27	*Air Force	W, 84-40
03-02	*New Mexico	W, 58-54
03-06	#Air Force	W, 79-68
03-08	#UNLV	L, 58-72
03-16	!Tulane	L, 69-73

$Coors Rocky Mountain Invite, Ft. Collins, CO; %Orange Bowl Classic, Miami, FL; ^Women's Sports Foundation Classic, Columbus, OH; # MW Tournament, Las Vegas, NV; !NCAA, Stanford, CA

Chris Denker

Eigth head coach in program history

Record: 58-38 (.604)

Three seasons: 2002-05

2002-03 (21-13, 8-6 MW)

11-15	^San Francisco	W, 76-58
11-17	^USC	L, 58-59
11-29	$Davidson	W, 70-58
11-30	$Xavier	W, 68-64
12-04	Metro State	W, 60-53
12-08	Stephen F. Austin	W, 85-62
12-12	at Colorado	L, 51-65
12-21	at Michigan	L, 72-83
12-23	at Notre Dame	L, 45-46
12-28	!Stony Brook	W, 110-68
12-29	!UC Santa Barbara	W, 55-44
01-04	at St. Mary's	W, 64-46
01-09	at Holy Cross	W, 73-69
01-11	at Boston College	L, 60-75
01-16	*at BYU	L, 56-71
01-18	*at Utah	L, 50-73
01-23	*New Mexico	W, 66-53
01-25	*Air Force	W, 89-49
02-01	*at Wyoming	L, 64-69 (ot)
02-06	*at San Diego State	L, 47-60
02-08	*at UNLV	L, 71-90
02-13	*Utah	W, 56-44
02-15	*BYU (ESPN 2)	W, 71-70 (ot)
02-20	*at Air Force	W, 62-41
02-22	*at New Mexico	L, 54-74
02-28	*Wyoming	W, 73-51
03-05	*UNLV	W, 74-36
03-07	*San Diego State	W, 81-49
03-12	#Wyoming	W, 59-56
03-14	#New Mexico	L, 51-65
03-21	%Montana State	W, 87-74
03-23	%Wyoming	W, 73-64
03-27	%Missouri	W, 62-61
03-31	%at Baylor	L, 69-78

$Coors Rocky Mountain Invite, Ft. Collins, CO; !womenscollegehoops.com Ram Holiday Classic, Ft. Collins, CO; #MW Tournament, Las Vegas, NV; %Women's NIT, Ft. Collins, CO; Waco, TX

2003-04 (17-12, 8-6 MW)

11-21	Texas Southern	W, 85-51
11-24	at Stephen F. Austin	W, 72-57
11-28	!Long Beach State	W, 67-49
11-29	!Boston College	L, 61-75
12-03	#15 Colorado	L, 74-81
12-06	%#30 Oregon	L, 50-62
12-11	at Denver	W, 80-63
12-14	at San Francisco	W, 71-63
12-21	St. Mary's	W, 72-54
12-29	Notre Dame	L, 59-63
01-03	LMU (Pepsi Center)	W, 54-42
01-06	Montana	W, 60-45
01-09	IPFW	W, 78-63
01-15	*BYU	W, 54-52
01-17	*Utah	L, 51-55
01-22	*at UNLV	L, 87-92
01-24	*at San Diego State	L, 55-58
01-30	*at Wyoming	L, 53-58
02-05	*New Mexico	W, 72-57
02-07	*Air Force	W, 83-46
02-12	*at Utah	L, 57-71
02-14	*at BYU	W, 72-64
02-19	*San Diego State	W, 65-56
2/21	*UNLV	W, 79-65
2/27	*Wyoming	W, 60-49
3/4	*at Air Force	W, 75-58
3/6	*at New Mexico	L, 52-59
3/10	#Wyoming	L, 61-67
3/19	$Creighton	L 68-79

! Coors Rocky Mountain Invitational, Fort Collins; % Played at Rose Garden, Portland, OR; # MW Tournament, Denver, CO; $ WNIT, Fort Collins, CO

2004-05 (15-13, 6-8 MW)

11/19	San Francisco	W, 72-64
11/22	at Notre Dame	L, 47-69
11/26	!Iona	W, 108-59
11/27	!UAB	W, 82-57
11/30	Pepperdine	W, 64-58
12/1	Texas-Pan American	W, 77-36
12/4	at Colorado	L, 77-83
12/12	Oregon	L, 57-66
12/21	Tennessee-Martin	W, 95-49
12/23	UConn	L, 44-63
1/2	at Northern Colorado	W, 69-59
1/4	Denver	W, 67-47
1/8	at Montana	W, 65-53
1/13	*at Utah	L, 50-68
1/15	*at Brigham Young	L, 54-74
1/20	*San Diego State	W, 63-50
1/22	*UNLV	W, 69-66
1/28	*Wyoming	W, 61-51
2/3	*at Air Force	W, 63-42
2/5	*at New Mexico	L, 49-75
2/10	*Brigham Young	L, 47-59
2/17	*at UNLV	L, 58-71
2/19	*at San Diego State	W, 56-49
2/24	*at Wyoming	L, 45-68
2/26	*Utah	L, 69-77
3/3	*New Mexico	L, 63-71
3/5	*Air Force	W, 75-40
3/9	#BYU	L, 65-70

! Coors Rocky Mountain Invitational, Fort Collins, CO; # MW Tournament, Denver, CO

Jen Warden

Ninth head coach in program history

Record: 21-69 (.233)

Three seasons: 2005-08

Jen Warden (21-69 Overall)

2005-06 (9-20, 2-14 MW)

11-22	Concordia-St. Paul	W, 83-69
11-25	!South Dakota State	L, 75-82
11-26	UC-Irvine	W, 85-65
11-30	Colorado	W, 86-83
12-04	Portland	W, 70-58
12-07	at Denver	L, 58-77
12-10	at San Jose State	L, 66-78
12-18	Northern Colorado	W, 81-66
12-22	at Duke	L, 52-99
12-30	$vs. Tulsa	L, 65-69
12-31	$ at UTSA	W, 63-59
01-05	*San Diego State	W, 68-65
01-07	*New Mexico	L, 57-73
01-14	*at Utah	L, 57-73
01-18	*UNLV	L, 62-67
01-21	*TCU	L, 63-73
01-25	*at Wyoming	L, 80-87 (ot)
01-28	*at BYU	L, 54-70
02-02	*Air Force	L, 60-76
02-04	*at San Diego State	W, 68-55
02-08	*at New Mexico	L, 51-85
02-15	*Utah	L, 56-80
02-18	*at UNLV	L, 57-74
02-22	*at TCU	L, 57-83
02-25	*Wyoming	L, 71-78
03-02	*BYU	L, 67-69
03-04	*at Air Force	L, 65-79
03-07	# San Diego State	W, 69-58
03-08	#BYU	L, 45-65

!Coors Rocky Mountain Invite, Ft. Collins, CO; $Wells Fargo New Year's Classic, San Antonio, TX; #MW Tournament, Denver, CO

2006-07 (8-21, 3-13 MW)

11-13	UMKC	W, 72-48
11-17	at San Francisco	L, 79-84
11-19	at Pacific	L, 59-71
11-24	!Idaho	W, 88-68
11-25	!Western Carolina	L, 60-64

11-29 at Colorado ..... L, 51-56
12-03 Denver ..... L, 53-65
12-06 at Northern Colorado ..... W, 59-48
12-09 San Jose State ..... W, 76-57
12-17 Panhandle State ..... W, 76-64
12-21 at 6/6 Connecticut ..... L, 58-93
12-29 at New Mexico State ..... L 55-71
01-04 *at Air Force ..... W, 65-56
01-06 *at TCU ..... L, 36-86
01-11 *Utah ..... L, 57-73
01-13 *New Mexico ..... L, 42-73
01-18 *at BYU ..... L, 56-69
01-20 *at San Diego State ..... L, 66-75
01-25 *Wyoming ..... L, 66-78 (ot)
02-01 *at UNLV (The mtn.) ..... L, 46-57
02-04 *Air Force ..... W, 61-49
02-07 *TCU ..... L, 67-85
02-10 *at Utah ..... L, 49-64
02-14 *at New Mexico ..... L, 66-77
02-17 *BYU ..... L, 50-67
02-22 *San Diego State ..... W, 67-56
02-25 *at Wyo. (The mtn.) ..... L, 37-72
03-03 *at UNLV ..... L, 58-63
03-06 # Air Force ..... L, 46-47
! Coors Rocky Mountain Invitational, Fort Collins; # MW Tournament, Las Vegas, NV

2007-08 (4-28, 0-16 MW)
11-09 at Northern Iowa ..... L, 58-72
11-13 San Francisco ..... L, 96-101 (3ot)
11-17 at UMKC ..... L, 62-76
11-20 at Northern Colorado ..... L, 60-70
11-23 !Navy ..... W, 59-53
11-24 !Creighton ..... L, 56-78
11-28 at Denver ..... L, 52-68
12-01 Colorado ..... L, 47-82
12-04 Pacific ..... W, 84-77
12-08 at Weber State ..... L, 50-61
12-18 at Idaho ..... L, 31-42
12-21 at Portland ..... L, 56-71
12-29 New Mexico State ..... L, 67-77
01-09 *at UNLV ..... L, 55-57
01-12 *BYU ..... L, 39-60
01-19 *at TCU ..... L, 52-70
01-23 *Air Force ..... L, 43-56
01-26 *Wyoming ..... L, 55-68
01-30 *at San Diego State ..... L, 52-86
02-02 *at Utah ..... L, 28-68
02-06 *New Mexico ..... L, 47-74
02-09 *UNLV ..... L, 68-76
02-13 *at BYU ..... L, 44-59
02-20 *TCU ..... L, 41-76
02-24 *at Air Force ..... L, 53-62
02-27 *at Wyoming ..... L, 46-68
03-01 *San Diego State ..... L, 56-76
03-05 *Utah ..... L, 58-63
03-08 *at New Mexico ..... L, 45-76
03-11 #vs UNLV ..... W, 68-49
03-12 #vs No. 12 Utah ..... W, 60-52
03-14 #vs New Mexico ..... L, 41-65
! Coors Rocky Mountain Invitational, Fort Collins; # MW Tournament, Las Vegas, NV

Kristen Holt
Ninth head coach in program history
Record: 50-71 (.413)
Four seasons: 2008-12

2008-09 (10-21, 4-12 MW)
11-15 at Wichita State ..... L, 69-76 (OT)
11-19 at Colorado ..... L, 63-93
11-22 Idaho ..... W, 69-60
11-28 !Valparaiso ..... L, 53-64
11-29 !Murray State ..... L, 70-75
12-03 Denver ..... L, 53-69
12-06 Northern Colorado ..... W, 62-47
12-10 at Montana ..... L, 53-68
12-14 UNI ..... W, 55-53
12-21 at Creighton ..... L, 56-67
12-29 $at UTSA ..... L, 58-67
12-30 $vs. Prairie View A&M ..... W, 56-48
01-03 South Dakota ..... W, 56-55
01-07 *TCU ..... L, 53-74
01-10 *at BYU ..... L, 43-61
01-14 *at UNLV ..... W, 70-69
01-15 *Utah ..... L, 48-74
01-20 *at Air Force ..... W, 55-50
01-24 *Wyoming ..... L, 61-64
01-28 *New Mexico ..... L, 68-76
01-31 *San Diego State ..... L, 61-62
02-07 *at TCU ..... L, 59-71
02-11 *BYU ..... L, 51-53
02-14 *UNLV ..... W, 85-55
02-18 *at Utah ..... L, 45-74
02-21 *Air Force ..... W, 65-54
02-25 *at Wyoming ..... L, 62-71
02-28 *at New Mexico ..... L, 56-78
03-04 *San Diego State ..... L, 66-68
03-10 #vs Wyoming ..... W, 64-56
03-11 #vs New Mexico ..... L, 48-62
! - Coors Rocky Mountain Invite, Ft. Collins, CO;
$ - Wells Fargo New Year's Classic, San Antonio, TX,
# MW Tournament, Las Vegas, Nev.

2009-10 (13-17 5-11 MW)
11-13 Montana ..... W, 72-64
11-15 Wichita State ..... W, 85-60
11-18 at Denver ..... L, 55-68
11-22 at Valparaiso ..... L, 58-68
11-27 !Texas State ..... W, 66-54
11-28 !Delaware ..... W, 67-44
12-01 at Idaho ..... W, 65-55
12-05 ^at California (19/20) ..... L, 78-44
12-06 ^at Southern Illinois ..... W, 62-53
12-11 Colorado ..... W, 69-61
12-21 at Northern Colorado ..... L, 56-65
12-30 at Texas A&M Corpus Christi L,70-58
01-02 South Dakota ..... W, 52-47
01-05 *Wyoming ..... L, 64-61
01-09 *Air Force ..... W, 74-68
01-16 *BYU ..... L, 67-58
01-20 *at UNLV ..... W, 66-65 (ot)
01-23 *New Mexico ..... W, 67-60
01-27 *at TCU ..... L, 51-78
01-30 *at San Diego State ..... L, 38-59
02-03 *Utah ..... L, 65-68
02-06 *at Wyoming ..... L, 52-69
02-09 *Air Force ..... W, 80-46
02-17 *at BYU ..... L, 54-72
02-20 *UNLV ..... W, 65-49
02-23 *at New Mexico ..... L, 50-65
02-27 *TCU ..... L, 61-73
03-03 *San Diego State ..... L, 73-54
03-06 *at Utah ..... L, 52-64
03-09 #New Mexico ..... L, 54-67
! Coors Rocky Mountain Invitational, Fort Collins, CO
^Colliers International Classic, Berkeley, Calif., # MW Tournament, Las Vegas, Nev.

2010-11 (14-16, 7-9 MW)
11-12 Northern Iowa ..... L, 50-74
11-18 at Florida State (16/14) ..... L, 52-63
11-21 at North Dakota ..... W, 68-61
11-23 Denver ..... W, 72-56
11-27 !Texas Southern ..... W, 80-60
11-28 !Texas A&M Corpus Christi ..... W, 90-57
12-02 Northern Colorado ..... W, 73-66
12-08 at Colorado ..... L, 49-73
12-11 at Arizona State ..... L, 56-72
12-20 South Dakota ..... W, 68-53
12-28 at Western Carolina ..... W, 69-53
12-30 at Winthrop ..... L, 56-58
01-02 Pepperdine ..... L, 43-66
01-05 *at Wyoming ..... L, 43-83
01-12 *New Mexico ..... W, 71-60
01-15 *at TCU ..... L, 40-66
01-18 *UNLV ..... W, 68-63
01-22 *at BYU ..... L, 57-73
01-25 *at Air Force ..... W, 64-58
01-29 *Utah ..... W, 53-48
02-02 *at San Diego State ..... W, 56-51
02-05 *at Wyoming ..... L, 74-55
02-12 *at New Mexico ..... L, 86-53
02-16 *TCU ..... L, 61-53
02-19 *at UNLV ..... L, 72-60
02-23 *BYU (RV/--) ..... L, 64-55
02-26 *Air Force ..... W, 70-49
03-02 *at Utah ..... L, 61-59
03-05 *San Diego State ..... W, 66-51
03-08 #vs Air Force ..... L, 66-63
! Coors Rocky Mountain Invitational, Fort Collins, CO
MW Tournament, Las Vegas, Nev.

2011-12 (13-17, 9-5 MW)
11-11 at Northern Iowa ..... L, 61-50
11-13 Arizona State ..... L, 56-52 OT
11-17 Tulsa ..... W, 87-68
11-20 Colorado ..... L, 72-53
11-23 at Denver ..... L, 64-61
11-29 at Montana State ..... L, 87-69
12-02 at Northern Colorado ..... L, 66-60
12-04 at Toledo ..... L, 58-51
12-08 North Dakota ..... W, 58-52
12-11 Maryville-St. Louis ..... W, 73-35
12-20 ^vs. Michigan State ..... L, 72-45
12-21 ^vs. Indiana ..... L, 47-39
12-31 Bowling Green ..... L, 70-57
01-04 at Cal-State Bakersfield ..... W, 65-63
01-08 at Seattle University ..... L, 61-43
01-11 *Air Force ..... W, 73-39
01-14 *at TCU ..... L, 79-71
01-17 *at Boise State ..... W, 60-52
01-21 *Wyoming ..... W, 62-58
01-25 *New Mexico ..... W, 61-54
01-28 *at San Diego State ..... L, 66-57
02-01 *UNLV ..... W, 74-62
02-04 *at Air Force ..... W, 77-39
02-11 *TCU ..... W, 61-59
02-14 *Boise State ..... W, 67-58
02-18 *at Wyoming ..... L, 66-62 OT
02-22 *at New Mexico ..... L, 53-45
02-25 *San Diego State ..... W, 68-65
02-29 *at UNLV ..... L, 53-48
03-07 #Boise State ..... L, 68-63
^ Triple Crown Caribbean Classic, Cancun, Mexico
# MW Tournament, Las Vegas, Nev.

Ryun Williams
10th head coach in program history
Record: 11-19 (.367)
One season: 2012-Present

2012-13 (11-19 7-9 MW)
11-11 Montana State ..... L, 53-58
11-13 Northern Colorado ..... W, 56-43
11-17 Seattle ..... W, 58-55
11-20 Toledo ..... L, 62-66
11-28 at Loyola Marymount ..... L, 52-69
12-1 at Bowling Green ..... L, 49-71
12-5 at Colorado ..... L, 72-46
12-8 at Tulsa ..... L, 43-58
12-16 CSU Bakersfield ..... W, 56-54
12-20 Denver ..... L, 48-50
12-29 % vs. Providence ..... L, 53-71
12-30 % at Fordham ..... L, 59-64, 2OT
1-4 South Dakota Mines ..... W, 97-53
1-13 *San Diego State ..... L, 44-48
1-16 *at Air Force ..... W, 64-44
1-20 *at UNLV ..... L, 50-63
1-23 *New Mexico ..... L, 54-68
1-27 *Fresno State ..... L, 58-69
1-30 *at Boise State ..... W, 57-56
2-2 *at Wyoming ..... L, 67-82
2-6 *Nevada ..... W, 59-50
2-13 *at San Diego State (RV/RV) ..... L, 44-60
2-16 *Air Force ..... W 67-60
2-20 *UNLV ..... W, 60-44
2-23 *at New Mexico ..... L, 56-71
2-27 *at Fresno State ..... L, 42-49
3-2 *Boise State ..... W, 72-60
3-6 *Wyoming ..... L, 51-65
3-9 *at Nevada W,53-51
3-14 # Wyoming ..... L, 58-60
% Fordham Holiday Classic, Bronx, N.Y., # MW Tournament, Las Vegas, Nev.

MEDIA INFORMATION

Media Relations Staff | Media Guidelines 87
Mountain West Conference 88

Colorado State Athletic Media Relations Staff

311 McGraw Athletic Center, Fort Collins, CO 80523-0120
Office: 970/491-5067 | Fax: 970/491-1348 | Press Row: 970/491-3981
www.CSURams.com

Paul Kirk

Paul Kirk, Director

Contact for: ..... Football
Office phone: 970/491-4672
Cell phone: 970/988-3482
E-mail: .....Paul.Kirk@colostate.edu

Danny Mattie

Danny Mattie, Asst. Director

Contact for: .... Men's Basketball, Men's Golf
Office phone: 970/491-5050
Cell phone: 970/217-3140
E-mail: ..... D.Mattie@colostate.edu

Danielle Marshall

Danielle Marshall, Asst. Director

Contact for: ....Women's Basketball, Soccer
.....and Track & Field/Cross Country
Office phone: 970/491-6494
Cell phone: 970/980-7353
E-mail: .....Danielle.Marshall@colostate.edu

Nic Hallisey

Nic Hallisey, Asst. Director

Contact for: ...Volleyball, Swimming & Diving
..... and Softball
Office phone: 970/491-6127
Cell phone: 970/231-4789
E-mail: ..... Nic.Hallisey@colostate.edu

Stuart Buchanan

Stuart Buchanan, Media Relations Asst.

Contact for: .....Football (secondary)
.....Women's Golf and Tennis
Office phone: .....TBD
Cell phone: 970/988-6304
E-mail: .....Stuart.Buchanan@colostate.edu

2013-14 Student Assistants:

Keeley Brown	Craig Buchanan	Eddie Leaf
Max Lerner	Derek Marshall	Hailey Mischeff
Karen Tejeda	Sarah Thomsen	Sam Ward

WELCOME! The Colorado State athletic media relations office genuinely appreciates your coverage of CSU women's basketball, and looks forward to each and every time it can welcome you to Fort Collins. Members of the office, including director Paul Kirk, assistant directors Danny Mattie, Danielle Marshall and Nic Hallisey and several student assistants, are available to assist you with your coverage. The office is happy to help you however it can.

The media relations office is located on the third floor of the McGraw Athletic Center, on the west side of the main campus of Colorado State University, adjacent to Moby Arena.

The following are women's basketball program media policies jointly established by Head Coach Ryun Williams and the athletic media relations office. For your own benefit, please take a few minutes to read through the policies. Violations of these policies could result in revoked credentials. Please feel free to contact Danielle Marshall via phone (970/491-6494) or e-mail (danielle.marshall@colostate.edu) at any time with questions regarding the policy.

Media Credentials

- Media credentials are distributed on a season or single-game basis. Requests should be made at least one week prior to an event.
- Credentials will be left prior to the game at media will call, located at the lower (ground level) southwest entrance of Moby Arena, adjacent to the Anderson Academic & Training Center and north of the Ram Field softball complex.

Photographer Credentials

- Photo credentials are issued only to accredited photographers. Passes must be displayed at all times.
- Photographer's boxes are located at both ends of the playing court, on the south side of each basket standard, opposite the team benches. Still and video photographers are allowed to be positioned in either of these boxes only.
- Photography is not allowed from any of the courtside media or donor seating along either baseline or the south side of the playing court, the team bench area, or official scorer's table.
- No photography equipment (i.e., cameras, strobes) shall be attached to the backboard, goal standards or tables located courtside without specific, prior written permission.
- Still photographers may not utilize flash attachments at any courtside location.
- Tripods may not be placed on or beside the playing floor, or on any table.
- Upper-level still and video photographer positions are located above the south side seating areas and in the press box overhead on the north side. Photographers are unable to use the south side location for any game that is being televised. Individuals seeking to use the north side location must be granted permission by a member of the athletic media relations staff.

Parking

- Access to the parking lot immediately west of the McGraw Center will require an "A" permit from 7:30 a.m. to 4 p.m. weekdays.
- Annual permits can be purchased through the Office of Parking Management Web site: www.colostate.edu/depts/parking.
- Event parking permits will be made available to credentialed media for home games at Moby Arena. To acquire an event parking pass contact a member of the CSU media relations staff.

Video Highlights

- Contact Alana Curtis at Alana.Curtis@colostate.edu regarding video highlights.

Game Notes

- Game notes are available at least 48 hours prior to each game (except on days with back-to-back games) on the school's official Web site, CSURams.com. News releases also will be e-mailed to media outlets upon request.

Interview Guidelines

- Interviews, either in person or via telephone, with members of Colorado State's women's basketball coaching staff and student athletes must be coordinated through assistant media relations director Danielle Marshall.
- Home and/or cell phone numbers will not be provided to the media, by the coaches, student-athletes, or the athletic department. Media are asked not to request an individual's personal contact information, including e-mail and cell number, but rather to contact Danielle Marshall.
- Student-athletes and coaches are available for interviews at the conclusion of selected practice sessions. Student-athlete interviews will not conflict with classes, meetings, medical treatment or practice times.
- Interviews are not permitted in the locker room or training room.
- No pregame interviews will be granted on game days.
- Telephone interviews should be requested at least 24 hours in advance and coordinated through Danielle Marshall. All interviews will be processed on an availability basis involving the requested interviewee.

Postgame Guidelines

- At the conclusion of every game, Colorado State coach Ryun Williams will use the NCAA-suggested 10-minute cooling period to address members of the team.
- At the conclusion of the NCAA-suggested cooling period, Williams will address the media in the Adolf Coors Family Foundation Auditorium, Room 100, in the McGraw Atheltic Center.
- Colorado State's locker room is closed to the media at all times. Specific players will be brought to the press conference upon request.
- The media relations office will do its best to accomodate all properly made requests.
- Other than network contractual obligations, no student-athlete or coach can appear on a live postgame television or radio interview without permission obtained prior to the game from Danielle Marshall.

Broadcast Rights and Restrictions

Colorado State, its opponent and the respective conference designate the broadcast rights for all games. CSU follows the guidelines established by the NCAA Championship Events Committee. Radio and television stations and Internet sites that have not purchased rights shall not carry any broadcast report from the arena on a live basis or any live description, footage of any game action while it is still in progress. No pregame and, or postgame live coverage shall be permitted for two hours before and one-half hour after the sporting event without the express permission of the university. Per NCAA guidelines, stations are limited to three minutes of highlights per news show. Television stations also are prohibited from selling, loaning or giving away footage to any individual or agency for useon any non-sports-news program produced or aired by the station. Games that are broadcast by television networks may have additional restrictions. Also, per NCAA regulations, footage and photos of athletes with eligibility remaining may NOT be used to commercially promote any product, service or media outlet and may not be sold, loaned to other individuals, agencies for this purpose. Disrespect of credential privileges will result in withdrawal of all future credentials.

Craig Thompson
Commissioner

Javan Hedlund
Associate Commissioner
Communications

Judy Willson
Assistant Director
Communications

THIS IS THE MOUNTAIN WEST

From its inception in 1999, the Mountain West has been committed to excellence in intercollegiate athletics, while promoting the academic missions of its member institutions. Progressive in its approach, the MW continues to cultivate opportunities for student-athletes to compete at the highest level, while fostering academic achievement and sportsmanship. Now in its 15th year, the MW has been assertive in its involvement with the NCAA governance structure and has taken a leadership role in the overall administration of intercollegiate athletics.

The Mountain West has marked several achievements over its first 14 years of existence, most notably becoming the first to establish a sports television network dedicated solely to an intercollegiate athletic conference (The Mtn.). The Mountain West also was the first to experiment with the coaches' challenge in the college football instant replay system, and was the first non-automatic-qualifying BCS conference to participate in four BCS bowl games, winning three. Additionally, the Mountain West was the first conference to have a member institution with No. 1 overall picks in both the NFL and NBA drafts in the same year (Utah's Alex Smith and Andrew Bogut, respectively in 2005). With San Diego State's Stephen Strasburg claiming the No. 1 pick in the 2009 MLB Draft, the Mountain West is one of two conferences to have the No. 1 selection in each of the NFL, NBA and MLB drafts since the MW was founded in 1999. In 2011-12, the Mountain West was among the first conferences to implement a league-wide state-of-the-art basketball instant replay system.

The Mountain West is noted for its geographic diversity. Some of the most beautiful terrain and landscapes in the nation can be found within Mountain West boundaries, including the majestic Rocky Mountain range, which borders five MW institutions (Air Force, Boise State, Colorado State, New Mexico and Utah State). The high plains of Wyoming (elevation 7,220 feet – the highest Division I campus in the nation) contrast with the desert cities of Las Vegas and Reno, home to UNLV and Nevada, respectively, while Fresno State, San Diego State and San Jose State add a West coast influence with their locations in Central, Southern and Northern California. The inclusion of the Hawai'i football program extends the Mountain West footprint to the beautiful islands in the Pacific Ocean.

HISTORY

The Mountain West was conceived on May 26, 1998, when the presidents of eight institutions — Air Force, BYU, Colorado State, New Mexico, San Diego State, UNLV, Utah and Wyoming — decided to form a new NCAA Division I-A intercollegiate athletic conference. The split from a former 16-team conference re-established continuity and stability among the membership within the new league and signaled the continuation of its tradition-rich, long-standing athletic rivalries. Three of the MW's eight original members have been conference rivals since the 1960s (New Mexico, Wyoming and Colorado State), while San Diego State (1978) and Air Force (1980) were longtime members as well. UNLV and TCU entered the fold in 1996 and the Rebels continued as one of the original eight institutions that formed the MW in 1999. TCU re-joined the group with its first year of competition in the Mountain West in 2005-06. With conference realignment sweeping the nation in recent years, the MW has been proactive in addressing membership changes. Boise State University joined the Mountain West in 2011-12, followed by Fresno State and the University of Nevada on July 1, 2012. Also on July 1, 2012, the University of Hawai'i became a football-only member of the Conference. On July 1, 2013, the Mountain West further expanded when San Jose State University and Utah State University joined the Conference, bringing to 11 the number of full-time member institutions and 12 football-playing members.

When the Mountain West officially began operations on July 1, 1999, the new league had in place a seven-year contract with ESPN, giving the broadcaster exclusive national television rights to MW football and men's basketball, and three-year agreements to send the league's football champion to the Liberty Bowl and a second team to the Las Vegas Bowl. Commissioner Craig Thompson also arranged a third bowl tie-in each of the first three seasons (1999 Motor City, 2000 Silicon Valley, 2001 New Orleans) before securing a four-year deal with the Emerald Bowl in San Francisco in 2002. Entering the 2013 season, the MW has six contracted bowl affiliations – the Las Vegas Bowl, San Diego Country Credit Union Poinsettia Bowl, Bell Helicopter Armed Forces Bowl, Sheraton Hawai'i Bowl, Famous Potato Idaho Bowl and Gildan New Mexico Bowl.

An innovator in the postseason bowl structure, the MW engineered many "firsts," as league teams have participated in five inaugural bowl games (2000 Silicon Valley, 2001 New Orleans, 2002 San Francisco (Emerald), 2005 Poinsettia, 2006 New Mexico), as well as placing the first non-automatic-qualifying BCS team into a BCS bowl game with Utah's appearance in the 2005 Tostitos Fiesta Bowl.

NCAA TOURNAMENT APPEARANCES

1996 Second Round
1998 Second Round
1999 Sweet 16
2001 Second Round
2002 First Round

20-WIN SEASONS

1981-82
1995-96
1996-97
1997-98
1998-99*
1999-2000
2000-01
2001-02
2002-03

*33-3 program-best season

WNIT APPEARANCES

2000 Semifinals
2003 Semifinals
2004 First Round

CONFERENCE CHAMPIONSHIPS

1995-96 WAC Co-Champions
1997-98 WAC Mountain Division Co-Champions
1998-99 WAC Mountain Division Champions
2000-01 MW Tournament Champions
2001-02 MW Champions

2013-14 SCHEDULE

DATE	DAY	OPPONENT	SITE	TIME (MT)	TV/STREAM
Oct. 28	**Monday**	**Colorado School of Mines (exh.)**	**Fort Collins, Colo.**	**7 p.m.**	**CSURams.com/videos**
Nov. 1	**Friday**	**Black Hills State (exh.)**	**Fort Collins, Colo.**	**7 p.m.**	**CSURams.com/videos**
Nov. 8	**Friday**	**UC-Colorado Springs**	**Fort Collins, Colo.**	**8 p.m.**	**CSURams.com/videos**
Nov. 12	**Tuesday**	**Colorado**	**Fort Collins, Colo.**	**7 p.m.**	**CSURams.com/videos**
Nov. 16	**Saturday**	**Drake**	**Fort Collins, Colo.**	**12 p.m.**	**CSURams.com/videos**
Nov. 23	Saturday	at Illinois State	Normal, Ill.	3 p.m.	TBA
Waikiki Beach Marriott Rainbow Wahine Showdown - Honolulu, Hawai'i (Colorado State, Hawai'i, Minnesota, UT Chattanooga)					
Nov. 29	Friday	at Hawai'i	Honolulu, Hawai'i	8 p.m.	TBA
Nov. 30	Saturday	vs. Minnesota	Honolulu, Hawai'i	3 p.m.	TBA
Dec. 1	Sunday	vs. Chattanooga	Honolulu, Hawai'i	3 p.m.	TBA
Dec. 5	**Thursday**	**Loyola Marymount**	**Fort Collins, Colo.**	**7 p.m.**	**CSURams.com/videos**
Dec. 8	Sunday	at Denver	Denver, Colo.	1 p.m.	TBA
Dec. 14	**Saturday**	**South Dakota Mines**	**Fort Collins, Colo.**	**1 p.m.**	**CSURams.com/videos**
Dec. 22	**Sunday**	**Weber State**	**Fort Collins, Colo.**	**2 p.m.**	**CSURams.com/videos**
Jan. 2	Thursday	at San Diego State*	San Diego, Calif.	7 p.m.	TBA
Jan. 5	**Sunday**	**New Mexico***	**Fort Collins, Colo.**	**2 p.m.**	**CSURams.com/videos**
Jan. 8	**Wednesday**	**San José State***	**Fort Collins, Colo.**	**7 p.m.**	**CSURams.com/videos**
Jan. 11	Saturday	at Fresno State*	Fresno, Calif.	3 p.m.	TBA
Jan. 15	**Wednesday**	**Utah State***	**Fort Collins, Colo.**	**7 p.m.**	**CSURams.com/videos**
Jan. 18	Saturday	at Air Force*	Colorado Springs, Colo.	4 p.m.	TBA
Jan. 25	Saturday	at New Mexico*	Albuquerque, N.M.	2 p.m.	TBA
Jan. 29	**Wednesday**	**Nevada***	**Fort Collins, Colo.**	**7 p.m.**	**CSURams.com/videos**
Feb. 1	**Saturday**	**San Diego State***	**Fort Collins, Colo.**	**2 p.m.**	**CSURams.com/videos**
Feb. 5	Wednesday	at UNLV*	Las Vegas, Nev.	8 p.m.	TBA
Feb. 8	**Saturday**	**Air Force***	**Fort Collins, Colo.**	**2 p.m.**	**CSURams.com/videos**
Feb. 12	Wednesday	at Utah State*	Logan, Utah	7 p.m.	TBA
Feb. 15	**Saturday**	**Fresno State***	**Fort Collins, Colo.**	**2 p.m.**	**CSURams.com/videos**
Feb. 19	Wednesday	at Boise State*	Boise, Idaho	7 p.m.	TBA
Feb. 22	Saturday	at Wyoming*	Laramie, Wyo.	2 p.m.	TBA
Feb. 26	**Wednesday**	**UNLV***	**Fort Collins, Colo.**	**7 p.m.**	**CSURams.com/videos**
Mar. 4	Tuesday	at San José State	San Jose, Calif.	8 p.m.	TBA
Mar. 7	**Friday**	**Wyoming***	**Fort Collins, Colo.**	**7 p.m.**	**CSURams.com/videos**
Reese's Mountain West Championships - Las Vegas, Nev. (Air Force, Boise State, Colorado State, Fresno State, Nevada, New Mexico, San Diego State, San José State, UNLV, Utah State, Wyoming)					
March 10	Monday	First Round*	Las Vegas, Nev.	3/5:30/8 p.m.	TBA
March 11	Tuesday	Quarterfinal Round*	Las Vegas, Nev.	1/3:30/7/9:30 p.m.	TBA
March 14	Friday	Semifinal Round*	Las Vegas, Nev.	1/3:30 p.m.	TBA
March 15	Saturday	Championship*	Las Vegas, Nev.	8 p.m.	TBA

All games and times are subject to change.
* Indicates Mountain West Game; Home Games In **Bold**

COLORADO STATE
BASKETBALL